


**ORIGINAL
EQUIPMENT**

Delco- Remy

**ELECTRICAL SERVICE PARTS
CATALOG A-101 • 1948 EDITION**



**PASSENGER
CARS
and
LIGHT
TRUCKS**




PRICE 50 CENTS

UNITED MOTORS SERVICE
DIVISION OF GENERAL MOTORS CORPORATION

**ORIGINAL
EQUIPMENT**

Delco- Remy

**ELECTRICAL SERVICE PARTS
CATALOG A-101 · 1948 EDITION**



This catalog has been developed for the use of the passenger car and light truck industry. It contains COMPLETE parts data on Delco-Remy equipped passenger cars and light trucks and should prove invaluable to those people in the industry directly involved in the selection and sales of Delco-Remy Electrical Service parts.

PASSENGER CARS and LIGHT TRUCKS



UNITED MOTORS SERVICE
DIVISION OF GENERAL MOTORS CORPORATION

SEPT. 15, 1948

**APPLICATION
INDEX**

Pages 2 to 25

DISTRIBUTORS

Pages 26 to 69

GENERATORS

Pages 70 to 137

REGULATORS

Pages 138 to 143

**CRANKING
MOTORS**

Pages 144 to 177

**BENDIX
DRIVES**

Pages 178 to 179

**SOLENOID
SWITCHES**

Pages 180 to 183

Delco-Remy

PASSENGER CAR AND LIGHT TRUCK CATALOG

APPLICATION INDEX

The application index is a list of passenger cars and light trucks which are equipped with Delco-Remy electrical units. The index is arranged alphabetically by make of vehicle. Under each "make of vehicle" heading are listed the units by model and name which compose the electrical equipment.

To the right, under the heading "Group No." are shown the numbers of the parts groups (Generator, Cranking Motor, Distributor, etc.) in which the service parts are listed in the numerical section which is arranged in order according to unit number.

If an asterisk (*) is shown in place of a group number it indicates that Service parts are not sold separately. Service is only by complete replacement of the unit. In cases where the group number is left blank it indicates that the units are not listed in the numerical section. There is very

little demand for service parts for such units. However, in most cases, parts are available and can be supplied if required. In ordering such parts, give make of vehicle, year, model and the model number on the name-plate of the electrical unit. If the name of the service part desired is not known describe its function. If difficult to describe, send in the old part with the order.

In this application index, there are some cases where more than one unit of the same description is listed, i.e., two or three generators or cranking motors, each with a different model number. In such cases it will be necessary to find the model number of the unit for which the service part is wanted by referring to the number shown on the name plate mounted on the Generator, Cranking Motor, etc., or stamped on the unit itself.

	Model	Group No.		Model	Group No.		Model	Group No.
BUICK			Buick (Contd.)			Buick (Contd.)		
1930. 6-Cyl.			Cranking Motor			Dash Light Switch . . .	1364	*
Series 40,50,60.			Series 50	725-T	1	Starting Control Switch	1377	*
Generator	940-M	6	60,80,90	725-S	1	Stop Light Switch	474-N	*
Cranking Motor	725-D	1	Distributor			Solenoid Switch	1501	1
Distributor			Series 50	660-L	10	Current Limit Relay . .	410-K	
Series 40	640-Y	5	60,80,90	662-B	10			
50 & 60	650-B	...	Ignition Coil	1115328	*			
Ignition Coil	1115328	*	Switches			1934-35. 8-Cyl.		
Switches			Light	486-X	*	Series 40.		
Light	484-F	*	Dash Light	1364	*	Generator (1934)	935-K	3
Stop Light	466-B	*	Stop Light	466-G	*	(1935)	936-C	3
Dash Light	1328	*	Back-up Light	440-D	*	Regulator	5555	1
Current Limit Relay . .	410-G	*	Current Limit Relay . .	410-K	*	(Opt. 936-C)	5589	3
						Cranking Motor	734-Z	4
						Distributor	663-E	12
			1933. 8-Cyl.			Dist. Vacuum Control .	1856978	
			Series 50.			Ignition Coil	1115328	*
			Generator (less Dist.) .	956-B-1	11	Solenoid Switch	1512	1
			Generator (incl. Dist.)	956-B-3	11	Lighting Switch	478-S	*
			Cranking Motor	725-V	1	Vacuum Switch	1594	
			Distributor	661-L	10	Dimmer Switch	1997008	*
			Ignition Coil	1115328	*	Stop Light Switch	476-Z	*
			Light Switch	487-B				
			Dash Light Switch . . .	1364	*	1934-35. 8-Cyl.		
			Starting Control Switch	1377	*	Series 50.		
			Stop Light Switch	474-N	*	Generator less Dist. . .	956-H-1	11
			Solenoid Switch	1502	1	Generator inc. Dist. . .	956-H-3	11
			Current Limit Relay . .	410-K		Cranking Motor	727-G	2
						Distributor	663-C	12
			1933. 8-Cyl.			Dist. Vacuum Control .	1853160	
			Series 60,80,90.			Ignition Coil	1115328	*
			Generator (less Dist.) .	956-B-1	11	Light Switch	487-F	
			Generator (inc. Dist.) .	956-B-2	11	Stop Light Switch	474-G	*
			Cranking Motor	725-W	1	Dash Light Switch . . .	1364	
			Distributor	661-K	10	Solenoid Motor Switch .	1513	1
			Ignition Coil	1115328	*	Starter Vacuum Switch	1587	
			Light Switch	487-B		Thermostat Relay . . .	411-A	*
1932. 8-Cyl.								
Series 50,60,80,90.								
Generator								
Series 50	940-T3	6						
60,80,90	940-T2	6						

Delco-Remy

PASSENGER CAR AND LIGHT TRUCK CATALOG

APPLICATION INDEX

	Model	Group No.		Model	Group No.		Model	Group No.
Buick (Contd.)			Buick (Contd.)			Buick (Contd.)		
1941. 8-Cyl.			Directional Signal			Regulator	1118201	3
Series 40,50,60,70,90.			Plastic			Cranking Motors		
Generators			Brown	1995510	...	Series 40,50	1107049	8
40,50 Series	1102679	18	Pearl Grey	1995513	...	Series 70	1107929	11
60,70,90 Series	1102668	18	Die Cast			Distributor	1110801	18
Regulator	1118201	3	Brown	1995503	...	Ignition Coil	1115026	*
Cranking Motors			Grey	1995507	...	Switches		
40,50 Series	1107005	8	Vacuum			Ign. & Cable		
60,70,90 Series	1107908	11	On Carburetor	1990127	...	Series 40	1116296	...
Distributor	1110801	18	Horns			Series 50,70	1116325	...
Ignition Coil	1115026	*	Low note	1999543	...	Convertible	1116357	...
Switches			High note	1999544	...	Lighting	1995016	...
Ignition	1116296	...	Horn Relay	1116775	...	Dimmer	1997008	*
Dimmer	1997008	*				Dash Light	1997762	*
Lighting	1995016	...				Defroster & Heater	1997764	*
Glove Compartment	1997747	*	1946. 8-Cyl. Series 40,50,70			Vacuum		
Defroster	1997744	...	Generators			On Carburetor	1990127	...
Heater	1997744	...	Series 40,50	1102679	18	Directional Signal		
Dash Light	1997744	...	Series 70	1102668	18	Brown	1995503	...
Fog Light	1997745	...	Regulator	1118201	3	Metallic Brown	1995527	...
Directional Signal			Cranking Motors			Gray	1995525	...
Brown	1995503	...	Series 40,50	1107049	8	Beige	1995535	...
Grey	1995507	...	Series 70	1107929	11	Glove Compartment		
Vacuum			Distributor	1110801	18	Series 40,	1997747	*
On Carburetor	1990127	...	Ignition Coil	1115026	*	Series 50,70	1997771	*
Horns			Switches			Horns		
Low Note	1999519	...	Ign. & Cable			Low note	1999519	...
High Note	1999520	...	Series 40	1116296	...	High note	1999520	...
Horn Relay	1116775	...	Series 50,70	1116325	...	Horn Relay	1116775	...
			Convertible	1116357	...	Horn Mtg. Bracket	1881679	...
			Dimmer	1997008	*	Horn Mtg. Bracket		
			Dash Light	1997762	*	Spacer	1860729	...
			Defroster & Heater	1997764	*			
			Directional Signal			1948. 8-Cyl. Series 40,50,70		
			Brown	1995503	...	Generators		
			Light Grey	1995507	...	Series 70	1102668	18
			Dark Grey	1995525	...	Series 40,50	1102679	18
			Metallic Brown	1995527	...	Regulator		
			Glove Compartment			For 1102668-679	1118201	3
			Series 40	1997747	*	Cranking Motors		
			Series 50,70	1997771	*	Series 40,50	1107049	8
			Lighting	1995016	...	Series 70	1107929	11
			Defroster & Heater	1997764	*	Distributor	1110801	18
			Vacuum			Ignition Coil		
			On Carburetor	1990127	...	L.H.D.	1115328	*
			Horns			Switches		
			Low note	1999519	...	Ign. & Cable		
			High note	1999520	...	Series 40	1116359	...
			Horn Relay	1116775	...	Series 50,70	1116360	...
			Horn Mtg. Bracket	1881679	...	Convertible	1116361	...
			Horn Mtg. Bracket			Lighting	1995016	41
			Spacer	1860729	...	Dimmer	1997008	*
						Dash Light	1997762	*
1947. 8-Cyl.			1947. 8-Cyl.			Defroster & Heater	1997764	*
Series 40,50,70			Series 40,50,70			Glove Box		
Generators			Series 40,50	1102679	18	Series 40	1997747	...
Series 40,50	1102679	18	Series 70	1102668	18	Series 50,70	1997771	...
Series 70	1102668	18						

Delco-Remy

PASSENGER CAR AND LIGHT TRUCK CATALOG

APPLICATION INDEX

	Model	Group No.		Model	Group No.		Model	Group No.
Buick (Contd.)			Cadillac (Contd.)			Cadillac (Contd.)		
Directional Signal . . .	1995537	42	Regulators			1942. 8-Cyl.		
70--Dynaflo.	1995539	42	For 1101056	5860	2	Series 60-S,61,62,63,67,75.		
Back-Up Light			For 1102654	5867	2	Generators		
Std. Transmission . . .	1997825	*	Cranking Motor	1107912	11	Standard	1102693	18
Dynaflo	1997839	*	Distributor	1110604	17	For 3.36 axle	1102694	18
Neutral Safety			Ignition Coil	1115128	*	Regulator	1118202	3
70--Dynaflo	1997838	*	Switches			Cranking Motor	1107931	11
Horns			Ignition & Cable	1116255	...	Distributor	1110807	18
Low note	1999519	...	Lighting	1994506	...	Ignition Coil	1115128	*
High note	1999520	...	Dimmer	1997008	*	Switches		
Horn Relay	1116775	...	Starter Control	1996003	*	Ignition	1116328	...
			Horns			Lighting	1995023	...
			Low note	1999519	...	Starter-Push type . . .	1996021	...
			High note	1999520	...	Neutral Safety		
			Horn Relay	1116775	*	(Hydra-Matic)	1997766	...
						Dimmer	1997008	*
CADILLAC						Directional	1995509	*
1937. 8-Cyl.			1940. 8-Cyl.			Hydra-Matic	1995511	*
Series 60 & 65			Series 60-S,62,72,75.			Horns		
Generator	918-C	1	Commercial Chassis 72,75.			Low note	1999577	...
Regulator	5817	2	Generator	1102661	18	High note	1999578	...
Cranking Motor	727-V	2	Regulator	1118202	3	Horn Projectors		
Distributor	665-C	13	Cranking Motor	1107912	11	For 1999577	1885151	...
Ignition Coil	539-C	*	Distributor	1110806	18	For 1999578	1885154	...
Ign. Sw. & Cable	435-H	*	Ignition Coil	1115128	*	Horn Relay	1116775	...
Lighting Switch	480-S	...	Switches					
Thermostat	1866707	*	Ignition & Cable	1116275	...			
Starter Control Switch			Dimmer	1997008	*			
Series 60	1389	...	Lighting	1995010	...			
65	1407	...	Starting	1996005	*			
Dimmer Switch	1997008	*	Horns					
			Low note	1999519	...			
			High note	1999520	...			
			Horn Relay	1116775	*			
1938. 8-Cyl.			1941. 8-Cyl.			1946. 8-Cyl.		
Series 60,60-S,65,75.			Series 60-S,61,62,63,67,75.			Series 60-S,61,62,75.		
Generators			Generators			Generators		
60,60-S	1101051	15	Standard	1102661	18	Standard Trans.	1102693	18
65	1101054	15	Hydra-Matic	1102686	18	Hydramatic Trans. . .	1102694	18
75	1102652	18	Regulator	1118202	3	Regulator	1118242	3
Regulators			Cranking Motor	1107923	11	Cranking Motor	1107931	11
60,60-S,65	5817	2	Distributor	1110807	18	Distributor	1110807	18
75	5818	2	Ignition Coil	1115128	*	Ignition Coil	1115126	*
Cranking Motor	727-V	2	Switches			Switches		
Distributor	1110604	17	Ignition	1116328	...	Dimmer	1997008	*
Ignition Coil	1115128	*	Dimmer	1997008	*	Directional Signal-		
Switches			Directional	1995505	*	"B" Series		
Ignition & Cable	1116255	...	Lighting	1995015	...	Standard	1995532	...
Lighting	1994502	...	Neutral Safety			Hydramatic	1995533	...
Dimmer	1997008	*	(Hydra-Matics)	1997750	...	Ing. & Cable		
Dash Lamp	1406	*	Starter Push Type . . .	1996021	...	"B" Series	1116327	...
Horn Relay	1116775	*	Horns			Commercial	1116328	...
			Low note	1999537	...	Lighting	1995023	...
			High note	1999538	...	Neutral Safety		
			Horn Relay	1116775	...	(Hydramatic)	1997766	...
						Control (Starting) . . .	1996009	...
						Mounting Bracket		
1939. 8-Cyl.						For 1996009	1881780	...
Series 60-S,61,75.						Horns		
Generators						Low note	1999537	...
60-S,61	1101056	15				High note	1999538	...
75	1102654	18				Horn Relay	1116775	...

Delco-Remy

PASSENGER CAR AND LIGHT TRUCK CATALOG

APPLICATION INDEX

	Model No.	Group No.		Model No.	Group No.		Model No.	Group No.
Cadillac (Contd.)			CHEVROLET			Chevrolet (Contd.)		
1947. 8-Cyl. Series 60-S,61,62,75.			1929-30-31-32. 6 Cyl. Passenger Car, Commercial and Truck.			Stop Light Switch	474-L	*
Generators	1102693	18	Generator	943-J	7	Dimmer Switch	1997008	*
Regulator	1118242	3	Cranking Motor	714-L	...	Horn	1999801	...
Cranking Motor	1107931	11	Distributor			1934. 6-Cyl. Standard.		
Distributor	1110807	18	1929-30-31	633-G	4	Generator	943-J	7
Ignition Coil	1115126	*	1932	633-J	4	Cranking Motor	714-L	...
Switches			Ignition Coil	1115328	*	Distributor	622-L	1
Ign. & Cable			Switches			Ignition Coil	538-Z	*
Passenger	1116327	...	Light			Dist. Vacuum Control	1847261	...
Commercial	1116383	...	1930-31	478-E	*	Light Switch	478-H	...
Lighting	1995023	...	1932	478-H	*	Stop Light Switch	474-Y	*
Starting Control	1996009	...	Ignition	427-H	*	Dimmer Switch	1997008	*
Neutral Safety			Dimmer	1997008	*	1934. 6-Cyl. Truck.		
(Hydrantic Trans.).	1997766	...	Stop Light			Generator	943-J	7
Dimmer	1997008	*	1930-31	466-M	*	Cranking Motor	734-S	4
Directional Signal			1932	474-Y	*	Distributor	644-R	6
Standard Trans.	1995532	...	1933. 6-Cyl. Standard.			Ignition Coil	538-Z	*
Hydra. Trans.	1995533	...	Generator	943-J	7	Starter Diaphragm	1848515	...
Mounting Bracket			Cranking Motor	714-L	...	Dist. Vacuum Control	1847261	...
For 1996009	1881780	...	Distributor	622-L	1	Light Switch (Comb.)	478-H	...
Horns			Dist. Vacuum Control	1847261	...	Stop Light Switch	474-Y	*
High note	1999538	...	Ignition Coil	538-Z	*	Dimmer Switch	1997008	*
Low note	1999537	...	Light Switch (Comb.)	478-H	36	Horn	1999801	...
Horn Relay	1116775	...	Dimmer Switch	1997008	*	1935. 6-Cyl. Standard, Truck, Commercial.		
Horn Lamination	1849037	...	Stop Light Switch	474-Y	*	Generator	943-J	7
1948. 8-Cyl. Series 60S,61,62,75			1933. 6-Cyl. Master, Commercial & Truck.			Cranking Motor	738-G	6
Generator	1102693	18	Generator	943-J	7	Distributor	645-G	7
Regulator	1118242	3	Cranking Motor	714-L	...	Dist. Vacuum Control	1854040	...
Cranking Motor	1107931	11	Starter Diaphragm	1848515	...	Ignition Coil	538-Z	...
Distributor	1110807	18	Distributor	644-D	6	Ign. Switch and Cable	1116278	...
Ignition Coil	1115380	*	Dist. Vacuum Control	1847261	...	Lighting Switch	478-H	...
Switches			Ignition Coil	538-Z	*	Dimmer Switch	1997008	*
Ignition	1116451	...	Light Switch	478-H	40	Stop Light Switch	474-Y	*
Lighting	1995031	...	Dimmer Switch	1997008	*	Horn (Truck, Com- mercial)	1999801	...
Starting Control	1996009	...	Stop Light Switch			1935. 6-Cyl. Master.		
Dimmer	1997008	*	Master	474-L	*	Generator	935-V	3
Neutral Safety			Comm. & Trucks	474-Y	*	Cranking Motor	738-G	6
(Hydramic			1934. 6-Cyl. Master.			Distributor	645-G	7
trans.)	1997766	...	Generator	935-B	3	Dist. Vacuum Control	1858725	...
Directional Signal	1995531	...	Cranking Motor	734-S	4	Ignition Coil	538-Z	...
Mtg. Bracket			Distributor	644-R	6	Ignition Switch	1116278	...
For 1996009	1881780	...	Ignition Coil	538-Z	*	Lighting Switch	1869613	...
Horns			Starter Diaphragm	1848515	...	Dimmer Switch	1997008	*
Low note	1999537	...	Dist. Vacuum Control	1854040	...	Stop Light Switch	474-L	*
High note	1999538	...	Light Switch	478-P	...	Starter Diaphragm	1848515	...
Horn Relay	1116775	4				Horn	1999801	...

Delco-Remy

PASSENGER CAR AND LIGHT TRUCK CATALOG

APPLICATION INDEX

Model Group No.		Model Group No.		Model Group No.				
Chevrolet (Contd.)			Chevrolet (Contd.)			Chevrolet (Contd.)		
1936. 6-Cyl. Commercial & Truck.			1938. 6-Cyl. Master, Master DeLuxe.			Dimmer Switch 1997008 *		
Generator	946-C	8	Generator	1100004	14	Stop Light Switch	476-S	*
Cranking Motor	738-G	6	Regulator	5814	2	Horns		
Distributor	645-T	7	Cranking Motor	1107001	8	Master	1908665	...
Dist. Vacuum Control	1854040	...	Distributor	1110008	14	Master Deluxe, Truck & Commercial	1999801	...
Ignition Coil	538-Z	*	Dist. Vacuum Controls			1940. 6-Cyl. Passenger Car, Commercial & Truck.		
Ignition Switch and Cable	1116278	...	For 1/8 Tubing	1865150	...	Generator	1102667	18
Light Switch	479-P	*	For 3/16 Tubing	1872825	...	Door to Door Del	1102677	18
Dimmer Switch	1997008	*	Ignition Coil	538-Z	*	Regulators		
Stop Light Switch Mechanical	474-Y	*	Switches			For 1102667	1118201	3
Hydraulic	476-S	*	Ignition & Cable	435-F	...	For 1102677	1118233	3
Horn	1999801	...	Lighting	1994001	*	Cranking Motor	1107009	8
1936. 6-Cyl. Master & Standard.			Dimmer	1997008	*	Distributor	1110052	14
Generator (Master)	935-V	3	Stop Light	476-S	*	Dist. Vacuum Control	1909341	...
Generator (Standard)	946-C	8	Head Lamp Junction			Ignition Coil	538-Z	*
Cranking Motor	738-G	6	Block	1865535	...	Ign. Switch & Cable		
Distributor	645-T	7	1938. 6-Cyl. Commercial & Truck.			Passenger Car	1116272	...
Dist. Vacuum Control	1854040	...	Generator	948-R	9	Com. & Truck	1116278	...
Ignition Coil	538-Z	*	Cranking Motor	1107001	8	C.O.E. Truck	1116279	...
Ignition Switch and Cable	1116278	...	Distributor	1110008	14	Light Switches		
Starter Diaphragm (Master)	1848515	...	Dist. Vacuum Controls			Passenger Car	1994016	...
Light Switch	1869613	...	For 1/8 Tubing	1865150	...	Com. & Truck	1994017	...
Dimmer Switch	1997008	...	For 3/16 Tubing	1872825	...	Switches		
Stop Light Switch	476-S	*	Ignition Coil	538-Z	*	Dimmer	1997008	*
Horn (Master)	1999801	...	Switches			Stop Light	476-S	*
1937. 6-Cyl. Passenger, Commercial & Truck.			Ignition & Cable	1116278	...	Glove Compartment Light	1997721	*
Generator	948-R	9	Lighting	1869613	*	Dash Light		
Generator (Opt. Radio)	1100001	14	Dimmer	1997008	*	Com. & Truck	1404	1
Cranking Motor	739-A	7	Stop Light	476-S	*	Horns		
Distributor	649-G	9	1939. 6-Cyl. Passenger Car, Commercial & Truck.			Com. & Truck	1999801	...
Distributor	1110008	14	Generators			Passenger Car	1999509	...
Dist. Vacuum Control	1865150	3	Passenger Car	1100004	14	High note	1999510	...
Ignition Coil	538-Z	*	Comm. & Truck	948-R	9	Horn Relay	1116775	*
Ign. Switch & Cable	435-F	*	Regulator (1100004)	5858	2	1941. 6-Cyl. Passenger Car, Commercial & Truck.		
Passenger	435-F	*	Cranking Motor	1107009	8	Generators		
Comm. & Truck	1116278	*	Distributor	1110008	14	Standard	1102667	18
Starter Diaphragm	1576	...	Dist. Vacuum Control	1909341	...	Door to Door Del	1102677	18
Lighting Switch	1869613	...	Ignition Coil	538-Z	*	Regulators		
Dimmer Switch	1997008	*	Ign. Switches & Cables			For 1102667	1118201	3
Stop Light Switch	476-S	*	Passenger	435-F	...	For 1102677	1118233	3
Head Lamp Junction Block	1865535	*	Truck, Commercial	1116263	...	Cranking Motor	1107047	8
Horn	1999801	...	Light Switches			Distributor	1110090	14
			Passenger	1994017	...	Dist. Vacuum Control	1909341	...
			Truck, Commercial	1994007	...	Ignition Coil	1910405	*
						(Continued on next page)		

Delco-Remy

PASSENGER CAR AND LIGHT TRUCK CATALOG

APPLICATION INDEX

	Model	Group		Model	Group		Model	Group	
		No.			No.			No.	
Chevrolet (Contd.)			Dodge (Contd.)			Dodge (Contd.)			
Switches			Distributor-			1933. 6-Cyl. Dodge Six.			
Dimmer	1997008	*	1931	632-K	3	(DP)			
Ignition			1932 1st 2000 cars . .	632-K	3	Distributor	644-K	6	
Passenger	1116454	...	after 2000 cars	632-L	3	Ignition Coil	1115126	...	
Truck	1116452	...	Ignition Coil			Dimmer Switch	1997008	*	
Light			1931	1839720	...	1934. Dodge Six.			
Passenger	1994022	...	1932	†1853907	...	DR and DS.			
Truck	1995031	...	†Also order 1843134 Plate and			Generator	937-P	4	
Glove Compartment . .	1997742	*	1843137 Contact.			Regulator	5540	1	
Stop Light	1997901	*				Cranking Motor	734-H	4	
Horns						Distributor	644-U	6	
Passenger-			1931-32. 8-Cyl.			Distributor			
High note	1999533	...	Generators			High Compression . .	644-W	6	
Low note	1999534	...	1931	943-R	7	Ignition Coil	1115126	...	
Truck	1999801	...	1932	943-S	7	Dimmer Switch	1997008	*	
Horn Relay	1116775	...	Cranking Motors						
			1931 Part	725-A	1				
1948. 6-Cyl.			1931 Part	728-K	2				
Models Stylemaster,			1932 All	728-K	2				
Fleetmaster,			Distributors			GENERAL MOTORS			
Fleetline and Trucks			1931	660-G	10	TRUCK			
Generator	1102667	18	1932	661-D	10	1938. 6-Cyl. 6 & 12 Volt.			
Regulator	1118201	3	Ignition Coil			Models T-18, F-18. (Eng. 239)			
Cranking Motors	1107061	8	1931	1839720	...	Models T-23, F-23. (Eng. 257)			
.	1107055	8	1932	†1853907	...	Models T-33, F-33. (Eng. 286)			
Distributors	1110090	14	†Also order 1843134 Plate and			Generators			
.	1112353	19	1843137 Contact.			6V--Std.	946-D	8	
Dist. Vacuum Control .	1116043	...				6V--Std.	1100452	14	
Ignition Coil	1115380	*				6V--200 watt	934-F	2	
Switches						6V--35 amp.	1106579	22	
Ignition	1116452	...				12V--200 watt	934-G	2	
Light	1995031	...				12V--25 amp.	1106631	22	
Dimmer	1997008	*				12V--40 amp.	699	...	
Glove Compartment						Regulators			
Fleetmaster &			1933. 8-Cyl. Dodge 8.			Opt. on 1100452	5820	2	
Fleetline Pass. . .	1997834	*	(DO)			For 934-F	5597	1	
Stop Light	1997901	*	Generator	937-F	4	For 934-G	5598	1	
Headlamp Junction Blocks			Generator	937-D	4	For 1106579	5847	2	
Trucks	1865535	*	Generator	937-J	4	For 1106631	5836	2	
Passenger	1998756	*	Generator	937-L	4	For 699	5604	...	
Horns			Cranking Motor	725-Z	1	Fans			
Passenger			Distributor	661-D	10	For 1100452	1866400	...	
Low note	1999533	...	Distributor	661-S	10	For 1106579-631 . . .	1868751	...	
High note	1999534	...	Ignition Coil	1115126	*	Pulleys			
Truck	1999801	...	Vacuum Starter Switch	1590	...	For 1100452	1863515	...	
Horn Relay	1116775	...				For 1106579,			
						1106631	Furnished by G.M.T.		
DODGE						Pulley & Fan			
1931-32. 6-Cyl.			1933. 6-Cyl. Dodge Six.			For 934-F, G	1864216	...	
Generators			(DP)			Pulley & Mtg. Brkt.			
1931	943-R	7	Generator	943-S	7	For 699	Furnished by G.M.T.		
1932	943-S	7	Generator (Radio) . . .	937-E	4	Cranking Motors			
Cranking Motor	725-Q	1	Generator	937-H	4	6V for T-18, F-18 . .	738-C	6	
			Generator	937-K	4	6V for T-23, F-23,			
			Cranking Motor	734-H	4	T-33, F-33	725-D	1	
			Distributor	622-H	1	Distributors	647-G	8	
						Optional	647-L	8	
						649-Y	9	
									(Continued on next page)

Delco-Remy

PASSENGER CAR AND LIGHT TRUCK CATALOG

APPLICATION INDEX

	Model	Group		Model	Group		Model	Group
		No.			No.			No.
General Motors Truck (Contd.)			General Motors Truck (Contd.)			General Motors Truck (Contd.)		
1939. 6-CYL. 6 & 12-VOLT. MODELS AC-400,AC-450, AF-400,AF-450 Trucks. (Engine,248)			Regulator	5863	2	Switches		
Generators			Cranking Motor	1107418	9	Ignition	1997786	...
6 volt	1100006	14	Distributors			Dimmer	1997008	...
Opt. 6 volt	1106579	22	1939	1110030	14	Heater (Opt.)	478-L	...
Opt. 6V--200 watt	934-F	2	1940	1110062	14	Dash Light	1404	...
12 volt	934-G	2	Dist. Vac. Control	1116009	...	Light		
Std. 12 volt	1101714	16	Ignition Coil	1115328	...	AF-350	478-H	...
Opt. 12V--350 watt	1106631	22	Switches			AC Models &		
Pulleys			Ignition	1997786	...	AF-310	1994017	...
For 1100006	Furn. by G.M.T.		Light	481-X	...	Stop Light	1997725	*
For 934, 1101714, 1106631	Furn. by G.M.T.		Horn	1999801	...	Horns		
Fan (1100006)	1866400	...				6V--Standard	1999801	...
Regulators			1940. 6-CYL. 6&12-VOLT. MODELS AC-100,AC-150, AC-250, AC-300, AC-350 AF-310, AF-350 Trucks. MODEL ACV-100 Delivery Truck. (Engine 228)			12V--Standard	1999802	...
For 1100006	5862	2	Generators			6V--Opt. low note	1999501	...
For 934-G	5598	1	6V--Standard	1102667	18	6V--Opt. high note	1999502	...
For 1106579	5847	2	6V--Opt. 200 watt	934-F	2	6V--Opt. low note	1999519	...
For 934-F	5597	1	6V--Opt. 300 watt	1106584	22	6V--Opt. high note	1999520	...
For 1101714	5866	2	12V--Opt. 350 watt	1106631	22	Horn Relay	1116775	*
For 1106631	5836	2	For ACV-100 Delivery Truck	1102677	18	1940. 6-CYL. 6 & 12-VOLT. MODELS AC-400,AF-400, AC-450, AF-450. (Engine 248)		
Cranking Motors			Regulators			Generators		
6 volt	1107418	9	For 1102667	1118208	3	6V--Standard	1102670	18
12 volt	1108676	...	For 934-F	1118230	3	6V--Opt. 300 watt	1106584	22
Distributors	1110030	14	For 1106584	1118212	3	6V--Opt. 200 watt	934-F	2
Opt. Tachometer drive	1110045	14	For 1106631	1118214	3	12V--Standard	1102953	19
Heavy duty	1110018	14	For 1102677	1118234	3	12V--Opt. 350 watt	1106631	22
Dist. Vacuum Control	1872825	...	Fans			Opt. Insulated	1105752	20
Ignition Coils			For 934-F	1866400	...	Regulators		
6 volt	1115328	...	For 1106584 & 1106631	1868751	...	For 1102670	1118208	3
12 volt	1115251	*	Pulleys	Furnished by G.M.T.		For 1106584	1118212	3
Heavy duty	1115226	*	Cranking Motors			For 934-F	1118230	3
Switches			6 volt	1107009	8	For 1102953	1118210	3
Heater (Opt.)	478-L	*	12 volt	1108676	...	For 1106631	1118214	3
Dimmer	1997008	*	Distributors			For 1105752	1118236	3
Lighting			6 volt	1110052	14	Fan (1102670)	1866400	...
AC models	1994007	...	12 volt	1110062	14	Pulleys	Furnished by G.M.T.	
AF models	478-H	...	Opt. Tachometer			Cranking Motors		
Ignition	1997786	...	Jobs	1110063	14	6 volt	1107418	9
Horns			Dist. Vac. Controls			12 volt	1108676	...
6 volt	1999801	...	For 1110052, 62.	1116009	...	Distributors		
12 volt	1999802	...	For 1110063 (Clamp Arm Type)	1865153	...	Standard	1110062	14
12 volt	1908817	...	Ignition Coils			Opt. Heavy Duty	1110061	14
1939. 6-CYL. MODEL AF-240 Parcel Delivery Truck. (Engine 228)			6 volt	1115328	*	Opt. Tachometer Drive	1110063	14
Generator	1102413	17	12 volt	1115043	*	Opt. Alcohol fuel	1110073	14
Pulley	1879310	...				Special Alloy Gear	1110087	14
Fan	1866400	...				Dist. Vacuum Control	1116009	...
						Ignition Coils		
						6V--Standard	1115328	...
						Opt. 6volt -- Heavy duty	1115226	*
						12 volt --Std.	1115251	*
						(Continued on next page)		

Delco-Remy

PASSENGER CAR AND LIGHT TRUCK CATALOG

APPLICATION INDEX

	Model	Group		Model	Group		Model	Group	
		No.			No.			No.	
General Motors Truck (Contd.)			General Motors Truck (Contd.)			General Motors Truck (Contd.)			
Switches			1941. 6-CYL. 6 & 12-VOLT.			Fans			
Ignition	1997783	...	MODELS CC-400,CF-400,CC-450,			For 934-F, 1102953	1866400	...	
Dash Light	1404	...	CF-450 Trucks.			For 1106584,1106631	1868751	...	
Dimmer	1997008	*	(Engine 248)			For 1105855	1880558	...	
Lighting			Generators			Pulleys furnished by G.M.T.			
For AF Models	478-H	...	Std. 6V	1102670	18	Pulley (For 1106403)	1880530	...	
For AC Models	1994015	...	Opt. 6V Insulated	1105752	20	Regulators			
Heater (Opt.)	478-L	...	Opt. 6V 300 watt	1106584	22	For 1102667	1118208	3	
Stop Light	1997725	*	Opt. 6V 200 watt	934-F	2	For 934-F	1118230	3	
Horns			Std. 12V	1102953	19	For 1102953	1118210	3	
6 volt	1999801	...	Opt. 12V 350 watt	1106631	22	For 1106584	1118212	3	
12 volt	1999802	...	Fan (1102670,1102953)	1866400	...	For 1106631	1118214	3	
			Pulleys furnished by G.M.T.			For 1105855	1118234	3	
			Regulators			For 1106403	1118232	3	
			For 1102670	1118208	3	Cranking Motors			
			For 1105752	1118236	3	6 volt	1107009	8	
			For 1106584	1118212	3	12 volt	1108676	...	
			For 934-F	1118230	3	Distributors			
			For 1102953	1118210	3	Standard	1110075	14	
			For 1106631	1118214	3	Optional	1110089	14	
1940-41-42. 6-CYL.			Cranking Motors			Optional	1110116	14	
MODEL AF-240 (1940)			6 volt	1107418	9	Opt. Tach. Drive	1110102	14	
MODEL AFP-240 (1941-42)			12 volt	1108676	...	Opt. Mech. Governor			
Parcel Delivery Truck.			Distributor (Std.)	1110100	14	(1942)	1110126	14	
(Engine 228)			Opt. Tach. Drive	1110102	14	Dist. Vacuum Control	1116026	...	
Generators	1102413	17	Dist. Vacuum Control	1116026	...	Ignition Coils			
1941-42--Opt. low cut			Ignition Coils			6 volt	1115328	*	
in	1105855	20	6 volt	1115328	...	12 volt	1117043	*	
For Ward Baking			12 volt	1115043	*	Switches			
Trucks (1941-42)	1102667	18	Switches			Dash Light	1404	...	
Regulators			Dash Light	1404	...	Dimmer	1997002	*	
For 1102667	1118202	3	Dimmer	1997008	*	Ignition	1997786	...	
For 1102413	5863	2	Ignition	435-U	...	Ignition	1997783	...	
For 1105855	1118234	3	Heater (Opt.)	478-L	...	Heater (Opt.)	478-L	...	
Fans			Light			Light			
For 1102413	1866400	...	CC Models	1994017	...	CC models	1994017	...	
For 1105855	1880558	...	CF Models	478-H	...	CF models	478-H	...	
Pulley	1879310	...	Stop Light	1997725	*	Stop Light	1997725	*	
Cranking Motors	1107418	9				Horns			
1941 Optional	1107051	8				6V Std. (1941-42)	1999801	...	
Distributors						6V Opt. Std on CC-350,			
1940	1110062	14				CF-350--Low			
1941-42	1110089	14				note (1941)	1999519	...	
Dist. Vacuum Controls						6V Opt. High note			
1940	1116009	...				(1941)	1999520	...	
1941-42	1116026	...				6V--Opt.--Low note			
Ignition Coil						(Low note std. on			
1940-41-42	1115328	...				CC-350 (1942)	1999543	...	
Switches						6V--Opt.--High note			
Ignition	1997786	...				(1942)	1999544	...	
Light	481-X	...				12V--Std. (1941)	1999802	...	
1941 Opt. Ign. and						12V--Std. (1942)	1999808	...	
Starting	1997751	...				Horn relay--6V	1116775	...	
Relay--Opt. 1941									
Starter Control	1116820	...							
Horn	1999801	...							
			1941-42. 6-CYL. 6 & 12-VOLT.						
			MODELS CC-100,CC-150,						
			CC-250,CC-300,CC-350,						
			CF-300,CF-350 Trucks.						
			(Engine 228)						
			Generators						
			6V Std.	1102667	18				
			6V Opt. 200 watt	934-F	2				
			6V Opt. 300 watt	1106584	22				
			6V Opt. 35 amp.	1106403	21				
			12V Std.	1102953	19				
			12V Opt. 350 watt	1106631	22				
			Opt. Low cut-in	1105855	20				

Delco-Remy

PASSENGER CAR AND LIGHT TRUCK CATALOG

APPLICATION INDEX

	Model	Group		Model	Group		Model	Group
		No.			No.			No.
General Motors Truck (Contd.)								
Horns								
6 volt								
Low Note (Std.)	1999519	...						
High Note (Opt.)	1999520	...						
12 volt								
Low Note--Std.	1999521	...						
High Note--Opt.	1999522	...						
Horn Relay								
6 volt	1116775	...						
12 volt	1116781	...						
.	1116818	...						
1942. 6-CYL. 6 & 12-VOLT;								
MODELS CC-400, CF-400,								
CC-450,CF-450 Trucks.								
(Engine 248)								
MODELS CC-470,CC-490,								
CF-470,CF-490 Trucks.								
(Engine 270)								
Generators								
Std. 6V	1102670	18						
Opt. 6V--Ins.	1105752	20						
Opt. 6V--300 watt	1106584	22						
Std. 12V	1102953	19						
Opt. 12V--350 watt	1106631	22						
Fan								
For 1102670-953	1866400	...						
Pulleys	Furnished by G.M.T.							
Regulators								
For 1102670.	1118208	3						
For 1105752.	1118236	3						
For 1106584.	1118212	3						
For 1102953	1118210	3						
For 1106631.	1118214	3						
Cranking Motors								
6 volt	1107418	9						
12 volt	1108676	...						
Distributors								
Standard	1110100	14						
Opt. Tach. Drive	1110102	14						
Dist. Vacuum Control.	1116026	...						
Ignition Coils								
6 volt	1115328	*						
12 volt	1115043	*						
Switches								
Dash Light.	1404	...						
Dimmer	1997008	*						
Ignition	1997786	...						
Heater (Opt.)	478-L	...						
Light								
CC models	1994017	...						
CF models	478-H	...						
Stop Light	1997725	*						
Horns								
6 volt--								
Low note--Std.	1999543	...						
General Motors Truck (Contd.)								
High note--Opt.	1999544	...						
12 volt--								
Low note--Std.	1999521	...						
High note--Opt.	1999522	...						
Horn Relays								
6 volt	1116775	...						
12 volt	1116818	...						
1944-45. 6-CYL. 6-VOLT.								
MODELS CC-302, CC-303								
(Engine 236)								
Generator	1102667	18						
Pulley & Fan	Furnished by G.M.T.							
Regulator	1118208	3						
Cranking Motor	1107009	8						
Distributor	1110075	14						
Dist. Vacuum Control	1909341	...						
Ignition Coil.	1115328	...						
Switches								
Dimmer	1997008	*						
Stop Light	1997725	*						
Ignition	1997786	...						
Light	1994017	...						
Dash Light.	1404	...						
Switch Knob (Light)	1990525	*						
Horn.	1999801	...						
1944-45-46-47. 6-CYL.								
MODELS CC-402, CC-403,								
CC-404, CC-405, CC-450,								
CC-452, CC-453, CCX-453,								
CC-454, CC-455								
(Eng. CC-400 Series 248;								
CC-450 Series 270)								
Generator	1102670	18						
Fan	1866400	...						
Pulley.	Furnished by G.M.T.							
Regulator	1118208	3						
Cranking Motor	1107418	9						
Distributors								
CC-400 Series	1110075	14						
CC-450 Series	1110100	14						
Dist. Vacuum Control.	1909341	...						
Ignition Coil.	1115328	*						
Switches								
Dimmer	1997008	*						
Stop Light	1997725	*						
Ignition	1997786	...						
Light	1994017	...						
Dash Light.	1404	...						
Switch Knob (Light)	1990525	*						
Horn.	1999519	...						
Horn Mtg. Bracket	1883291	...						
Horn Relay	1116775	...						
General Motors Truck (Contd.)								
1945-46-47. 6-CYL. 6-VOLT.								
MODELS CC-101, CC-102,								
CC-302, CC-303, CCS-305,								
CF-301, CF-302, CF-303								
(Engine 101 Series 228,								
301 Series 236)								
Generator	1102667	18						
Fan & Pulley furnished by G.M.T.								
Regulator	1118208	3						
Cranking Motor	1107009	8						
Distributor	1110075	14						
Dist. Vacuum Unit.	1909341	...						
Vacuum Adaptor								
Plate	1882532	...						
Ignition Coil.	1115328	*						
Switches								
Dimmer.	1997008	*						
Stop Light	1997725	...						
Ignition	435-U	...						
Light (Rotary)	1994017	...						
Instrument Lamp	1404	*						
Switch Knob (Light)	1990525	*						
Horn	1999801	...						
Horn Bracket furnished by G.M.T.								
1947-48. 6-CYL. 6-VOLT.								
MODELS EF-240 & EFP-240								
Door-to-Door Delivery								
(Engine 228)								
Generators								
For EFP	1102667	18						
For EF	1105855	20						
Regulators								
For 1102667.	1118208	3						
For 1105855.	1118234	3						
Pulley & Fan Assembly								
For EFP	Furnished by GMT.							
Pulley								
For EF	Furnished by GMT.							
Fan								
For EF	1880558	...						
Cranking Motor	1107051	8						
Distributor	1110075	14						
Dist. Vacuum Control	1116026	...						
Ignition Coils								
For EF	1115381	*						
For EFP	1115328	*						
Switches								
Ignition	435-U	...						
Control	1996002	...						
Light	1994027	...						
Dimmer	1997009	*						
Stop Light	1997725	*						
Switch Knob (Light)	1990501	*						
(Continued on next page)								

Delco-Remy

PASSENGER CAR AND LIGHT TRUCK CATALOG

A P P L I C A T I O N I N D E X

	Model	Group	No.
General Motors Truck (Contd.)			
Relays			
Solenoid	268-M	*	
Starter Control			
For EF	1116820	...	
Junction Block	1865535	...	
Horn	1999815	...	
1947-48. 6-CYL. 6-VOLT. MODELS FC-100, FC-150, FC-250, FC-280 (Engine 228)			
Generators			
Standard	1102667	18	
Optional			
Low cut-in	1105885	20	
Regulators			
For 1102667	1118208	3	
For 1105855	1118234	3	
Cranking Motor	1107009	8	
Distributor	1110075	14	
Dist. Vacuum Unit.	1116026	...	
Ignition Coil	1115328	*	
Switches			
Ignition	1116452	...	
Light	1995031	...	
Dimmer	1997008	*	
Stop Light	1997725	...	
Junction Block	1865535	...	
Horn	1999815	...	
1948. 6-CYL. 6 & 12-VOLT; MODELS FC & FF-300, 350, 400; FCS-300, 370 (Engine 248) MODELS FC, FF & FCS-450; FC-470 (Engine 270)			
Generators			
6V--Standard	1102670	18	
6V--Opt. 25 amp. (Low cut-in)	1105855	20	
6V--Opt. 40 amp.	1105877	20	
12V--Standard (For FC-400)	1106631	22	
Regulators			
For 1102670	1118208	3	
For 1105855	1118234	3	
For 1105877	1118212	3	
For 1106631	1118214	3	
Cranking Motors			
For FC, FCS (6V)	1107418	9	
For FF (6V)	1107071	8	
For FC, FCS (12V)	1108676	...	
For FF (12V)	1108123	...	
Distributors			
6 volt	1110100	14	
12 volt	1111770	...	

	Model	Group	No.
General Motors Truck (Contd.)			
Dist. Vacuum Control			
For 1110100	1116026	...	
Ignition Coils			
6 volt	1115328	*	
12 volt	1115043	*	
Switches			
Ignition	1116452	...	
Light	1995031	...	
Dimmer	1997008	*	
Stop Light	1997725	...	
Horns			
6V--Standard	1999815	...	
6V for FC-400 & FF models	1999519	...	
12 volt	1999521	...	
Relays			
Solenoid (Use with 6V application)	268-M	*	
Starter Control (Use with low cut-in generators only)	1116820	...	
Solenoid (Use with 12V application)	264-G	*	
Horn (6V)	1116775	...	
Horn (12V)	1116818	...	
Head Lamp Junction Block	1865535	...	

INTERNATIONAL HARVESTER

	Model	Group	No.
1937-38-39. 6-CYL. 6 & 12-VOLT. Truck. MODEL D-2. (Eng. HD-174,HD-174-A,HD-213) MODEL D-15. (Eng. HD-174,Hd-174-A, HD-213-A) MODELS D-30, D-30-B, DS-30, DS-30-B, D-186-T, DS-186-T. (Eng. HD-174, HD-174-A, HD-232)			
Generators			
For Model D-2	946-P	8	
For D-15, 30, 186	946-N	8	
6V--Low speed	958-D	12	
6V--Shunt	934-F	2	
12V--Shunt	934-G	2	
6V--40 amp.	680	...	
12V--600 watt	698	...	
Opt. 6V--Shunt	1105532	20	
Regulators			
For 934-F, 1105532	5597	1	
For 934-G	5598	1	
For 680	5567	...	
For 698	5526	...	

	Model	Group	No.
International Harvester (Contd.)			
Fan (958-D)	1858604	...	
Pulleys			
For 958-D, D-2	1864176	...	
For 958-D, D-15, 30, 186	1864177	...	
Pulley & Fan			
For 934-F, G, D-2	1871552	...	
For 934-F, G, D-15, 30, 186 (41/16 dia.)	1864115	...	
For 1105532, 934-G on D-15,30(5 5/8 dia.)	1873228	...	
For 1105532 on D-2	1873226	...	
Cranking Motors			
6 volt	739-H	7	
12 volt	1107805	10	
Distributors	622-R	1	
Opt. Heavy Duty	4172	...	
Dist. Vacuum Controls	1864332	...	
For HD-174, 174-A	1872211	...	
Ignition Coils			
6 volt	1115328	...	
12 volt	1115043	...	
Opt. 6V--Hvy. duty	1115226	...	
Switches			
Ignition	1997733	...	
Dimmer	1997008	*	
Lighting	1994011	...	
Starting	405-C	...	
Mag. Starting (Opt.)	1453	...	
Horns	1999903	...	
1937-38-39. 6-CYL. 6 & 12-VOLT. Truck. MODELS D-35, D-35-B, DS-35, D-216-T, DS-216. (Engine FAB-241) MODELS D-40, DS-40. (Engine FAB-259)			
Generators	948-G	9	
Magneto Drive	1102405	17	
Dual Ignition	938-E	5	
Low speed	968-H	13	
6V--Shunt	934-F	2	
12V--Shunt	934-G	2	
6V--40 amp.	671	...	
12V--40 amp.	672	...	
Opt. 6V--Shunt	1105532	20	
Regulators			
For 934-F, 1105532	5597	1	
For 948-G	5820	2	
For 934-G	5598	1	
For 948-G (3 terminal)	5862	2	
For 948-G	5870	2	
For 948-G	1118206	3	
For 671	5567	...	
For 672	5526	...	

Delco-Remy

PASSENGER CAR AND LIGHT TRUCK CATALOG

APPLICATION INDEX

	Model	Group		Model	Group		Model	Group
		No.			No.			No.
International Harvester (Contd.)			International Harvester (Contd.)			International Harvester (Contd.)		
Fan (948-G, 968-H) . . .	1858604	...	Regulators			1940-41. 6-CYL. 6 & 12-VOLT. Truck		
Pulley (948-G, 968-H) 1864178 ...			For 934-F, 1105532	5597	1	MODELS D-2, D-2M. (HD-213)		
Pulley & Fan			For 693	5526	...	(HD-174 also for D-2)		
934-F, G (4 1/8 dia.) 1864778 ...			For 1117006	5567	...	MODELS D-15, D-15M. (HD-213-A, HD-174-A also for D-15)		
671, 672	1864767	...	Fan (968-H, 958-D) . . .	1858604	...	MODELS D-30, D-30-B, DS-30, DS-30-B, D-186-T, DS-186-T. (HD-232, HD-174-A also for D-30)		
1105532, 934-G (5 5/8 dia.)	1873230	...	Pulleys			Generator		
Cranking Motors			For 968-H, 958-D . . .	1864176	...	6V Std. with Pulley	1102673	18
6 volt	737-Z	5	For 693, 1117006 . . .	1866199	...	6V less Pulley	1102674	18
12 volt	740-N	7	Pulley & Fan			6V Optional		
Distributors	623-G	1	For 934-F, 1105532. 1873226 ...			High Output	1106584	22
On 938-E	622-M	1	Cranking Motors			6V Low cut-in	1106589	22
Heavy Duty	4173	...	6 volt	739-E	7	12V Opt. 17 amp	1102955	19
Ignition Coils			12 volt	1107803	10	12V Opt. 25 amp	1106631	22
6 volt	1115328	...	Railway Express Co. 734-X 4			Regulators		
12 volt	1115043	...	Distributor	622-R	1	For 1102673, 1102674, 1106589	1118208	3
Opt. 6V--Hvy. duty . 1115226 ...			Dist. Vacuum Control. 1864332 ...			For 1106584	1118212	3
Switches			Ignition Coils			For 1102955	1118210	3
Ignition	429-V	...	6 volt	1115328	...	For 1106631	1118214	3
Ignition (Magneto) . . .	427-Y	...	12 volt	1115043	...	Fan		
Ignition	1997733	...	Switches			For 1102674, 1102955 1866400 ...		
Dimmer	1997008	*	Ignition	429-V	...	Pulley		
Lighting	1994011	...	Ignition	1997733	...	Low Speed for 1102674	1881465	...
Starting	405-C	...	Dimmer	1997008	*	For 1102955	1880645	...
Horns			Lighting	1994011	...	Pulley and Fan		
6 volt	1999903	...	Control	1385	...	For 1106631, 1106584, 1881491 ...		
12 volt	1999906	...	Magnetic (Railway Express Co.)	1459	...	Cranking Motor		
1938-39. 4-CYL. MODEL D-5 Delivery. (Waukesha FC)			Horns			6V (D-2, 15, 30)	1107918	11
Generator	968-H	13	6 volt	1999904	...	6V	1107041	8
Pulley	1862128	...	12 volt	1999905	...	12V	1107805	10
Cranking Motor	738-N	6	1940-41. 4-CYL. Delivery Truck. MODELS D-5, D-5M. (Waukesha FC 132 CI)			Distributor		
Distributor	625-F	1	Generator	1102674	18	Standard	622-R	1
Ignition Coils	1115328	...	Regulator	1118208	3	Heavy Duty	4172	...
Switches			Fan	1866400	1110094	14
Ignition	1997733	...	Pulley	1880986	...	Dist. Vacuum Controls		
Dimmer	1997008	*	Cranking Motor	738-N	6	For HD-213, 232, 232-A		
Lighting	1994011	...	Distributor	625-F	1	Eng.	1864332	...
Horn	1999903	...	Ignition Coil	1115380	...	For HD-174, 174-A		
1938-39-40. 6-CYL. 6 & 12-VOLT. MODELS D-300, DS-300 Trucks. (Engine HD-232-A)			Switches			Eng.	1872211	...
Generators	946-S	8	Dimmer	1997008	*	Ignition Coil		
Low cut-in	968-H	13	Ignition	1997733	...	6V Standard	1115380	...
6V--Shunt	934-F	2	Light	1994027	...	6V Optional		
12V--40 amp.	693	...	Starting	405-C	...	Heavy Duty	1115226	...
Opt. 6V--Shunt	1105532	20	Magnetic Starting			12V Optional.	1115043	...
Opt. 6V--40 amp.	1117006	...	For D-5M	1453	...			
6V--Low cut-in	958-D	12	Horn	1999903	...			
(1939)								

(Continued on next page)

Delco-Remy

PASSENGER CAR AND LIGHT TRUCK CATALOG

APPLICATION INDEX

	Model	Group No.		Model	Group No.		Model	Group No.
International Harvester (Contd.)			International Harvester (Contd.)			International Harvester (Contd.)		
Switches			Ignition Coils			Ignition Coils		
Dimmer	1997008	*	6V Standard	1115380	...	6V	1115380	*
Ignition	1997733	...	6V Optional			6V-Heavy Duty	1115226	*
Light--6V	1994027	...	Heavy Duty	1115226	...	12V	1115043	*
Light--12V	1994011	...	12V Optional.	1115043	...	12V Heavy Duty	1115251	*
Starting	405-C	...	Switches			Switches		
Magnetic Starting			Dimmer	1997008	*	Dimmer	1997008	*
For D-2M, D-15-M	1453	...	Ignition	1997733	...	Ignition	1997786	...
Horns			Ign. Opt. Magneto . .	427-Y	...	Light	1994027	...
6V	1999903	...	Light--6V	1994027	...	Light		
12V	1999906	...	Light--12V	1994011	...	(and Thermostat) .	1994030	...
Matched Horn Set			Starting	405-C	...	Magnetic Starting		
(1999519-520)	1880230	1	Horns			(Opt. 12V)	1453	...
			6V	1999903	...	Horns		
			12V Opt	1999906	...	6 volt	1999903	...
						6 volt	1999904	...
						12 volt	1999906	...
1940-41. 6-CYL. 6 & 12-VOLT. Truck.			1941-42-43-44-45 6-CYL. 6 & 12-VOLT.			Matched Horn Sets		
MODELS D-35, D-35-B, DS-35, D-216-T, DS-216.			MODELS K-1, K-2, K-3, K-4 Trucks			6V Optional		
(FAB-241)			(Eng. GRD-214)			(1999519, 1999520) .	1880239	1
MODELS D-40, DS-40.			MODEL K-5 Truck.			(1999557, 1999558) .	1874944	1
(FAB-259)			(Eng. GRD-233)			1880226	1
MODEL D-400.			MODEL K-5 C.O.E.					
(FAB-259-A)			(Eng. GRD-233A)					
Generator			Generators			1946-47.		
6V Standard	1102674	18	6 volt Std. with pulley	1102673	18	MODELS K-1, KB-1, K-2, KB-2, K-3, KB-3 & K-4		
6V Optional			Optional less pulley .	1102674	18	(Eng. GRD-214)		
High Output	1106584	22	Low cut-in	1106589	22	MODELS K-5, KB-5		
Magneto Drive	1102405	17	High output	1106584	22	(Eng. GRD-233)		
Magneto Drive	1102685	18	12 volt Standard . . .	1102955	19			
12V Optional			High Output	1106631	22	Generators		
17 Ampere	1102955	19	Regulators			Std. 6V with pulley .	1102673	18
25 Ampere	1106631	22	For 1102673, 1102674,			Std. 12V less pulley .	1102955	19
Regulators			1106589	1118208	3	Opt. 6V less pulley .	1102674	18
For 1102674, 1102685	1118208	3	For 1106584	1118212	3	Opt. 6V low cut-in . .	1106589	22
For 1106584	1118212	3	For 1102955	1118210	3	Opt. 6V high output .	1106584	22
For 1102955	1118210	3	For 1106631	1118214	3	Opt. 6V 40 amp . . .	1105877	20
For 1106631	1118214	3	Fan (For 1102674,			Opt. 12V high output.	1106631	22
Fan			1102955)	1866400	...	Regulators		
For 1102674, 1102955	1866400	...	Pulleys			For 1102673-74,		
Pulleys			For 1102674--			1106589	1118208	3
Std. for 1102674 . . .	1880617	...	Low speed	1881465	...	For 1106584	1118212	3
Low Speed for			For 1102955	1880645	...	For 1106631	1118214	3
1102674	1881474	...	Pulley & Fan			For 1102955	1118210	3
For 1102955	1880617	...	For 1106584, 1106589,			For 1105877	1118212	3
Pulley & Fan			1106631	1881491	...	Fan		
For 1106584, 1106631	1882096	...	Cranking Motors			For 1102674, 1102955, 1866400	...	
Cranking Motors			6 volt	1107041	8	For 1105877	1880558	...
6V	737-Z	5	12 volt	1107805	10	Pulleys		
12V Opt.	740-N	7	12 volt	1107829	10	For 1102674 (Low		
Distributors			Distributors			speed), 1102955 . .	1880645	...
Standard	623-G	1	Standard	1110095	14	For 1105877	1900437	...
Heavy Duty	4173	...	Heavy Duty	4172	...	Pulley & Fan		
For FAB-259-A . . .	1110511	16	Dist. Vacuum Control.	1872211	...	For 1106584, 1106589		
						1106631	1881491	...

Delco-Remy

PASSENGER CAR AND LIGHT TRUCK CATALOG

APPLICATION INDEX

	Model	Group No.		Model	Group No.		Model	Group No.
International Harvester (Contd.)			LaSalle (Contd.)			Nash (Contd.)		
Cranking Motors			1940. 8-Cyl. Models 50,52.			Horns		
6 volt	1107041	8	Commercial Chassis 50.			Low Note--L.H.	1999565	...
12 volt	1107829	10	Generator	1102661	18	High Note--R.H.	1999566	...
Distributor	1110095	14	Regulator	1118202	3	Horn Projectors		
Dist. Vacuum Control.	1872211	4	Cranking Motor	1107912	11	Long for 1999565	1878685	...
Ignition Coils			Distributor	1110806	18	Short for 19995666	1878686	...
6 volt	1115380	...	Ignition Coil	1115128	*	Horn Mtg. Brackets		
12 volt	1115043	...	Switches			L.H. for 1999565	1879356	...
Switches			Ignition & Cable	1116282	...	R.H. for 1999566	1879357	...
Dimmer	1997008	*	Dimmer	1997008	*	Horn Relay	1116775	*
Light (& Thermo- stat)	1994030	...	Lighting	1995010	...			
Horns			Starting	1996005	*			
6 volt	1999903	...	Horns					
12 volt	1999906	...	Low note	1999519	...			
			High note	1999520	...			
			Horn Relay	1116775	*			
LaSALLE			NASH					
1938. 8-Cyl. Model 38-50 Series.			1941. 6-Cyl. Ambassador 600, Series 4140.			1942. 6-Cyl. Ambassador 600. Series 4240.		
Generator	1101051	15	Generator	1102684	18	(Engine Own)		
Regulator	5817	2	Regulator	1118202	3	Generator	1102684	18
Cranking Motor	727-V	2	Cranking Motor	1109451	12	Regulator	1118202	3
Distributor	1110604	17	Distributor	1110512	16	Cranking Motor	1109451	12
Ignition Coil	1115128	*	Dist. Vacuum Control	1882561	...	Distributor	1110512	14
Switches			Ignition Coil	538-Z	...	Dist. Vacuum Control	1882561	18
Ignition & Cable	435-H	*	Ign. Switch & Cable	1116310	...	Ignition Coil	538-Z	*
Lighting	1994502	...	Solenoid Switch			Coil Mtg. Bracket	1860296	...
Dimmer	1997008	*	(Overdrive) Opt.	1118004	...	Coil Adaptor Cup	1863090	...
Dash Lamp	1406	*	Relay (Overdrive Control)			Ign. Switch & Cable	1116335	*
Lighting Switch Ther- mostat (1994502)	1866467	...	Optional	1116798	...	Solenoid Switch		
Horn Relay	1116775	*	Horns			(Overdrive) Opt.	1118004	...
			Std. 4145,4147	1999917	...	Relay (Overdrive Control) Opt.	1116798	...
			Std. 4142,4143,4148	1999565	...	Horn		
			Opt. 4142,4143,4148			Std. 4245,4246,4247	1999917	...
			High Note for Twin installation	1999566	...	Horn Power Plants		
			DeLuxe Horns Std. on 4140			Low note--L.H.--		
			Low Note--L.H.	1999565	...	Std. 4240,4242,4243, 4248,4249; Opt. 4245, 4246,4247	1999565	...
			High Note--R.H.	1999566	...	High note--R.H.--		
			Horn Projector			Std. 4240,4242,4243, 4248,4249; Opt. 4245, 4246,4247	1999566	...
			Long--For 1999565	1878685	...	Horn Projectors		
			Short--For 1999566	1878686	...	Long for 1999565	1878685	...
			Horn Relay	1116775	*	Short for 1999566	1878686	...
						Horn Relay	1116775	*
			1941. Ambassador. Series 4160--6-Cyl. Series 4180--8-Cyl.					
			Solenoid Switch					
			(Overdrive)	1118004	...			
			Relay					
			Overdrive Control	1116798	...			

Delco-Remy

PASSENGER CAR AND LIGHT TRUCK CATALOG

A P P L I C A T I O N I N D E X

	Model	Group	
	No.	No.	
Nash (Contd.)			
1942. 6 & 8-Cyl. Model 4260 Ambassador-6. Model 4280 Ambassador-8. (Engine Own)			
Air Switch	1997773	...	
Solenoid Switch (Overdrive) Opt.	1118004	...	
Relay (Overdrive Control) Opt.	1116798	...	
Relay (Overdrive Control) Opt.	1116827	...	
Horn Power Plants Low note--L.H.	1999565	...	
High note--R.H.	1999566	...	
Horn Projector For 1999565	1878685	...	
For 1999566	1878686	...	
Horn Mtg. Bracket L.H.	1879356	...	
R.H.	1879357	...	
Horn Relay	1116775	*	
1946.			
Relay (Trans. Solenoid) All cars with overdrive	1116798	...	
1948. 6-Cyl. 4840; 600 Series			
Generator	1102702	18	
Regulator	1118202	3	
Cranking Motor	1109451	12	
Distributor	1112351	19	
Dist. Vacuum Control	1116045	...	
Ignition Coil	1115328	...	
Switches Starting	1996478	*	
Ignition	1116460	...	
1948. 6-Cyl. Ambassador 4860.			
Generator	1102702	18	
Regulator	1118202	3	
Cranking Motor	1107949	11	
Distributor	1110216	15	
Advance Arm	1885656	...	
Ignition Coil	1115380	...	
Switches Starting	1996478	*	
Ignition	1116460	...	

OLDSMOBILE

1933. 6-Cyl. Model F-33.			
Generator	953-S	10	
Cranking Motor	734-K	4	
Distributor	632-P	3	
Ignition Coil	1853907	*	
Light Switch	478-Y	...	
Dimmer Switch	1997008	*	
1933. 8-Cyl. Model L-33.			
Generator	953-S	10	
Cranking Motor	725-Y	1	
Distributor	662-K	11	
Ignition Coil	1853907	*	
Light Switch	478-Y	...	
Dimmer Switch	1997008	*	
Stop Light Switch	474-Y	*	
1934. 6-Cyl. Model F-34.			
Generator	935-F	3	
Generator-For Radio	967-C	13	
Cranking Motor	734-K	4	
Distributor	622-S	1	
Ignition Coil	1853907	...	
Light Switch	478-V	...	
Dimmer Switch	1997008	*	
Horn Relay	1116775	...	
1934. 8-Cyl. Model L-34.			
Generator	935-F	3	
Generator-For Radio	967-C	13	
Generator (Special).	935-L	3	
Cranking Motor	935-M	3	
Solenoid Switch	727-H	2	
Distributor	1514	1	
Ignition Coil	662-N	11	
Light Switch and Current Limit Relay	1853907	...	
Dimmer Switch	478-R	...	
Starter Push Switch	1997008	*	
	1385	*	
1935. 6-Cyl. Model F-35.			
Generator	935-X	3	
Regulator	5585	1	
Cranking Motor	734-K	4	
Distributor	622-Y	1	
Ignition Coil	538-Z	*	
Ignition Switch and Cable	431-R	...	
Lighting Switch	479-U	*	
Dimmer Switch	1997008	*	
Dash Light Switch	1364	...	

Oldsmobile (Contd.)

Carburetor Control	492-A	...	
Horn Relay	1116775	*	
1935. 8-Cyl. Model L-35.			
Generator	935-X	3	
Regulator	5585	1	
Cranking Motor	725-Y	1	
Distributor	662-R	11	
Advance Arm	1843579	...	
Ignition Coil	538-Z	*	
Ign. Switch and Cable	431-R	...	
Lighting Switch	479-U	*	
Dimmer Switch	1997008	*	
Dash Light Switch	1364	*	
Carburetor Control	498-G	...	
Horn Relay	1116775	...	
1936. 6-Cyl. Model F-36.			
Generator	936-T	3	
Regulator	5588	1	
Cranking Motor	738-S	6	
Distributor	647-C	8	
Dist. Vacuum Control	1862706	3	
Ignition Coil	538-Z	...	
Ign. Switch and Cable	435-B	...	
Lighting Switch	479-K	*	
Dimmer Switch	1997008	*	
Dash Light Switch	1404	*	
Horn Relay	1116775	*	
1936. 8-Cyl. Model L-36.			
Generator	936-T	3	
Regulator	5588	1	
Cranking Motor	727-Z	6	
Distributor	663-K	...	
Dist. Vacuum Control	1863092	...	
Ignition Coil	538-Z	...	
Ign. Switch and Cable Assembly	435-B	...	
Lighting Switch	479-K	*	
Dimmer Switch	1997008	*	
Dash Light Switch	1404	*	
Horn Relay	1116775	*	
1937. Models F-37--6-Cyl. L-37--8-Cyl.			
Generator	936-T	3	
Generator	918-H	1	
Generator	1100002	14	
Regulator	5814	2	
Cranking Motor (6-Cyl.) (8-Cyl.)	739-G	7	
	729-J	3	

Delco-Remy

PASSENGER CAR AND LIGHT TRUCK CATALOG

A P P L I C A T I O N I N D E X

	Model	Group		Model	Group		Model	Group
		No.			No.			No.
Oldsmobile (Contd.)			Oldsmobile (Contd.)			Oldsmobile (Contd.)		
Distributor (6-Cyl.)	647-F	8	Switches			Switches		
(8-Cyl.)	663-W	12	Lighting	1994006	...	Dimmer	1997008	*
Ignition Coil	1115126	...	Dimmer	1997008	*	Lighting	1995017	...
Ign. Switch and Cable	435-M	*	Stop Light	476-S	*	Stop Light	1997725	*
Lighting Switch	480-P	...	Head Lamp Junction			Junction Block	1865535	...
Dimmer Switch	1997008	*	Block	1865535	...	Horns		
Dash Lamp Switch	1416	*	Horn	1999801	...	Low Note	1999535	...
Stop Light Switch	476-S	*	Horn Relay	1116775	*	High Note	1999536	...
Head Lamp Junction						ΔPenetone--		
Block	1865535	...				Low note	1999843	...
Horn Relay	1116775	*				High note	1999844	...
			1940. 6 & 8-Cyl.			Horn Relay	1116775	*
			Generator	1102664	18	ΔModel 66 after Serial No. 66-62790.		
			Regulator	1118201	3	Model 68 after Serial No. 68-7686.		
			Cranking Motors			Model 76 after Serial No. 76-55579.		
			6-Cyl.	1107007	8			
			8-Cyl.	1107907	11			
			6-Cyl. (Hydramatic)	1107034	8			
			8-Cyl. (Hydramatic)	1107922	11			
1938. 6 & 8-Cyl.			Distributors					
Generators	1100002	14	6-Cyl.	647-F	8	1942.		
Regulators			8-Cyl.	1110802	18	Series 66,76--6-Cyl.		
For 1100002	5814	2	Ignition Coil	538-Z	*	68,78,98--8-Cyl.		
Cranking Motors			Ign. Switch & Cable	1116290	...	Generators		
6-Cyl.	739-G	7	Dimmer Switch	1997008	*	Standard	1102664	18
8-Cyl.	729-J	3	Light Switch	1995009	...	Hydra-Matic	1102680	18
Distributors			Stop Light Switch	1997725	*	Regulators	1118242	3
6-Cyl.	647-F	8	Junction Block	1865535	*	1118201	3
8-Cyl.			Horns			Cranking Motors		
First 4700	663-W	12	Low note	1999561	...	Standard 66,76	1107034	8
After 4700	1110802	18	High note	1999562	...	Optional 66,76	1107050	8
Ignition Coil	1115126	*	Horn Projectors			Standard 68,78	1107922	11
Ign. Switch & Cable--			Long	1880405	...	Optional 68,78		
30 5/32"	1116263	...	Short	1880406	...	Standard 98	1107930	11
Switches			Horn Projector Nut	1874315	...	Distributors		
Dimmer	1997008	*	Horn Relay	1116775	...	6-Cyl.	1110213	15
Lighting	1994503	...				8-Cyl.	1110808	18
Stop Light	476-S	*	1941.			Ignition Coil	538-Z	*
Air (Opt. Radio)	1997701	*	Series 66,76,96--6-Cyl.			Ign. Switch & Cable		
Light Switch Therm.	1866467	...	68,78,98--8-Cyl.			For 76,78	1116331	...
Head Lamp Junction			Generators			For 66,68	1116330	...
Block	1865535	...	Standard	1102664	18	For 98	1116334	...
Horn Relay	1116775	*	"Hydra-Matic"	1102680	18	Switches		
			Regulators	1118201	3	Dimmer	1997008	*
			1118242	3	Lighting		
1939. 6 & 8-Cyl.			Cranking Motors			For 98	1995025	...
Generator	1100009	14	66,76	1107034	8	For 66,68,76,78	1995026	...
Regulator	5858	2	68,78,98	1107922	11	Stop Light	1997725	*
Cranking Motors			Distributors			Starter (Push type)		
6-Cyl.	1107007	8	6-Cyl.	647-F	8	Used with 1107050		
8-Cyl.	1107907	11	8-Cyl.	1110802	18	& 1107930	1996021	...
Distributors			Ignition Coil	538-Z	*	Used with 1107050		
6-Cyl.	647-F	8	Ign. Switch & Cable			& 1107930	1996020	...
8-Cyl.	1110803	18	For 66,68,96,98	1116305	...	Safety		
Ign. Switch & Cable			For 76,78	1116311	...	Hydra-Matic	1997761	...
6-Cyl.	1116266	...	For 66,68,96,98	1116330	...			
8-Cyl.	1116267	...	For 76,78	1116331	...			
Ignition Coil	1115126	*						

(Continued on next page)

Delco-Remy

PASSENGER CAR AND LIGHT TRUCK CATALOG

APPLICATION INDEX

Model No.	Group No.	Model No.	Group No.	Model No.	Group No.							
Oldsmobile (Contd.)			Oldsmobile (Contd.)			Oldsmobile (Contd.)						
Junction Block	1998763	...	1946.			1947.						
Horns			Model 78--8-Cyl.			Models 66,76--6-Cyl.						
Low note	1999573	...	Generators			Generators						
High note	1999574	...	Transmissions			Transmissions						
Horn Projectors			Standard			1102664	18	Standard	1102664	18		
For 1999573	1885785	...	Hydra-Matic			1102680	18	Hydra-Matic	1102680	18		
For 1999574	1885786	...	Regulator			1118242	3	Regulator	1118242	3		
Horn Relay	1116775	*	Cranking Motors					Cranking Motors				
			Transmissions					Transmissions				
			Standard					Standard				
			Manual Switch . . .			1107922	11	Manual Switch . . .			1107066	8
					1107941	11	Solenoid Switch . .			1107050	8
			Solenoid Switch . .			1107930	11	Hydra-Matic				
			Hydra-Matic					Solenoid Switch . .			1107930	11
			Solenoid Switch . .			1107930	11	Distributor			1110214	15
1946.			Distributor			1110808	...	Ignition Coil			1115126	*
Models 66,76--6-Cyl.			Ignition Coil			1115126	...	Switches				
Generators			Switches					Ign. & Cable				
Transmissions			Ignition			1116351	...	66			1116353	...
Standard	1102664	18	Light			1995026	...	76			1116351	...
Hydra-Matic	1102680	18	Stop Light			1997725	*	Lighting				
Regulator	1118242	3	Neutral Safety			1997761	...	66			1995033	...
Cranking Motors			Dimmer			1997008	*	76			1995026	...
Transmissions			Starter-On Dash . . .			1996009	...	Dimmer			1997008	*
Standard			Horns					Stop Light			1997725	...
Manual Switch . . .	1107034	8	Low note			1999607	...	Control (Starting)				
.	1107066	8	High note			1999608	...	For Solenoid Motors			1996009	...
Solenoid Switch . .	1107050	8	Horn Relay			1116775	*	Safety				
Hydra-Matic							(Hydraulic Trans.)			1997761	...	
Solenoid Switch . .	1107930	11					Horns					
Distributors							Low note			1999607	...	
First used	1110213	15					High note			1999608	...	
Later used	1110214	15	1946-47. Model 98--8-Cyl.					Horn Mtg. Bracket . . .			1882451	...
Ignition Coil	1115126	*	Generators					Horn Relay			1116775	...
Switches			Transmissions					1947.				
Ign. & Cable			Standard			1102664	18	Model 78--8-Cyl.				
66	1116353	...	Hydra-Matic			1102680	18	Generators				
76	1116351	...	Regulator			1118242	3	Transmissions				
Dimmer	1997008	*	Cranking Motor			1107930	11	Standard			1102664	18
Lighting			Distributor			1110808	18	Hydra-Matic			1102680	18
66	1995033	...	Ignition Coil			1115126	...	Regulator			1118242	3
76	1995026	...	Switches					Cranking Motors				
Stop Light	1997725	*	Ignition			1116353	...	Transmissions				
Safety (Hyd. trans.) . .	1997761	...	Light			1995025	...	Standard				
Control (Starting)			Stop Light			1997725	*	Manual Switch . . .			1107941	11
with Solenoid			Neutral Safety			1997761	...	Solenoid Switch . .			1107930	11
Motors	1996009	...	Dimmer			1997008	*	Hydra-Matic				
Horns			Starter-On Dash . . .			1996009	...	Solenoid Switch . .			1107930	11
Low note	1999607	...	Horns					Distributor			1110808	18
High note	1999608	...	Low note			1999607	...	Ignition Coil			1115126	...
Horn Relay	1116775	...	High note			1999608	...					
Horn Mtg. Bracket . . .	1882451	...	Horn Relay			1116775	*					

Delco-Remy

PASSENGER CAR AND LIGHT TRUCK CATALOG

A P P L I C A T I O N I N D E X

	Model	Group No.		Model	Group No.		Model	Group No.
Oldsmobile (Contd.)			Oldsmobile (Contd.)			Packard (Contd.)		
Switches			Cranking Motors			1938.		
Ignition	1116351	...	Transmissions			Models 1603-4-5--Super Eight.		
Lighting	1995026	...	Standard			1606-7-8--12-Cyl.		
Dimmer	1997008	*	Manual Switch . . .			1107941	11	
Stop Light	1997725	*	Solenoid Switch . .			1107930	11	
Neutral Safety	1997761	...	Hydra-Matic					
Starter-On Dash . . .	1996009	...	Solenoid Switch . .			1107930	11	
Horns			Distributor			1110808	18	
Low note	1999607	...	Ignition Coil			1115380	...	
High note	1999608	...	Switches					
Horn Relay	1116775	*	Ignition					
1948.			68,78			1116458	...	
Models 66,76--6-Cyl.			98			1116453	...	
Generators			Lighting					
Transmissions			68			1995036	...	
Standard	1102664	18	78			1995038	...	
Hydra-Matic	1102680	18	98			1995030	...	
Regulator	1118242	3	Dimmer			1997008	*	
Cranking Motors			Stop Light			1997725	*	
Transmissions			Starter-On Dash					
Standard			68,78			1996009	...	
Manual Switch . . .	1107066	8	98			1996033	...	
Solenoid Switch . .	1107930	8	Neutral Safety			1997761	...	
Hydra-Matic			Horns					
Solenoid Switch . .	1107930	8	Low note			1999617	...	
Distributors	1110214	15	High note			1999618	...	
Ignition Coil	1115380	...	Horn Relay			1116775	...	
Switches								
Ignition	1116458	...						
Lighting								
66	1995036	...						
76	1995038	...						
Dimmer	1997008	*						
Stop Light	1997725	...						
Control (Starting)								
For Solenoid Motors								
66,76	1996009	...						
.....	1996033	...						
Safety (Hydra.)	1997761	...						
Horns								
Low note	1999617	...						
High note	1999618	...						
Horn Relay	1116775	...						
1948.								
68,78,98--8-Cyl.								
Generators								
Transmissions								
Standard	1102664	18						
Hydra-Matic	1102680	18						
Regulator	1118242	3						

Delco-Remy

PASSENGER CAR AND LIGHT TRUCK CATALOG

APPLICATION INDEX

	Model	Group No.		Model	Group No.		Model	Group No.
Packard (Contd.)			Packard (Contd.)			Plymouth (Contd.)		
1942. 6-Cyl.			Relays			1931 4 CYL; PA.		
Models 110 Clipper & Convertible.			Overdrive (Trans.) . . .	1116823	...	Generator	943-R	7
Generator	1102682	18	Horn	1116775	...	Cranking Motor	714-Q	...
Regulator	1118202	3				Distributor	629-H	2
Cranking Motors			1947.			Ignition Coil	†1836596	...
1st 3300	1107037	8	Model "2100" Series Clipper--			Dist. Vacuum Control	680-G	...
After 3300	1107056	8	6-Cyl.					
Distributor	1110132	14	Model "2111" Series Deluxe			† Also order 1860447 Package		
Ignition Coil	538-Z	*	Clipper--6-Cyl.					
Ign. Switch & Cable			Generator	1102682	18	1932. 4 CYL. PB		
Standard	1116333	...	Regulator	1118278	3	Generator	943-S	7
Convertible	1116321	...	Cranking Motor	1107037	8	Cranking Motor	714-Q	...
Switches			Distributor	1110132	14	Distributor	629-M	2
Lighting			Ignition Coil	538-Z	...	629-R	2	
Clipper only	1995021	...	Switches			Ignition Coil	†1853907	...
Convertible	1995011	...	Ign. & Cable	1116333	...	† Also order 1843134 Plate and 1843137 Contact		
Dimmer	1997008	*	Dimmer	1997008	*	1933. 6-CYL. MODEL PC.		
			Lighting	1995021	...	Generators	943-S	7
1946. 6-Cyl.			Relays			(For Radio)	937-E	4
Models "2100" Series Clipper			Overdrive (Trans.) . . .	1116823	...	937-G	4	
"2111" Series Clipper			Horn	1116775	...	937-K	4	
Generator	1102682	18	1947-48.			Cranking Motor	734-H	4
Regulators	1118202	3	Model "2200" Series			Distributor	622-H	1
1118278	3		Standard 8-Cyl.			644-H	6	
Cranking Motor	1107037	8	(Engine 288)			Ignition Coil	1115126	...
Distributor	1110132	14	Model "2200" Series			Dimmer Switch	1997008	*
Ignition Coil	538-Z	...	Super 8-Cyl.			1933. 6-CYL. De Luxe.PD.		
Switches			(Engine 327)			Generator	943-S	7
Ignition (& Cable) . . .	1116333	...	Generators			Generator for Radio. . .	937-E	4
Dimmer	1997008	*	1947	1102699	18	Generator--U.S. Gov.	937-M	4
Lighting	1995021	40	1948	1102705	18	Generator	937-H	4
Relay (Overdrive)	1116823	4	Regulator	1118278	3	Generator	937-K	4
1946. 8-Cyl.			Cranking Motor	1107943	11	Cranking Motor.	734-H	4
Models "2103" & "2106" Super			Distributor	1110811	18	Distributor	644-H	6
Clipper			Ignition Coil	1115380	...	Ignition Coil	1115126	*
Model "2126" (7-Pass.) Custom			Relays			Dimmer Switch.	1997008	*
Super Clipper			Horn	1116775	...	1934. 6-CYL. De Luxe PE.		
Switches			Overdrive trans. . . .	1116823	...	Generator	937-P	4
Dimmer	1997008	*	Switches			Regulator	5540	1
Light	1995021	...	Dimmer	1997008	*	Cranking Motor.	734-H	4
Relay (Overdrive)	1116823	...	Glove Compartment . .	1997829	*	Distributor	644-K	6
1947.			PLYMOUTH			Ignition Coil	1115126	...
Models "2103" & "2106" Series			1930-31. 4 CYL. 30-U			Dimmer Switch.	1997008	*
Super Clipper--8-Cyl.			Generator	947-B	...			
Model "2126" Series (7-Pass.)			943-R	7				
Custom Super Clipper			Cranking Motor	714-Q	...			
Switches			Distributor	629-A	2			
Dimmer	1997008	*	629-E	2				
Lighting	1995021	...	Ignition Coil	†1836596	...			
			† Also order 1860447 Package					

Delco-Remy

PASSENGER CAR AND LIGHT TRUCK CATALOG

APPLICATION INDEX

	Model	Group			Model	Group			Model	Group	
			No.				No.				
Plymouth (Contd.)				Pontiac (Contd.)				Pontiac (Contd.)			
1934. 6-CYL Standard PF.				1935. 8-CYL.				1938. 6 & 8 CYL.			
Generator	937-G	4		(Engine 605)	Generator	935-W	3	Generators	1100003	14	
Cranking Motor	734-H	4		Regulator	5557	1	Regulators				
Distributor	622-H	1		Cranking Motor	727-S	2	6 Cyl.	5835	2		
Distributor	622-U	1		Distributor	663-B	12	8 Cyl.	5808	2		
Ignition Coil	1115126	...		Ignition Coil	1115126	...	Cranking Motors				
Dimmer Switch	1997008	*		Ignition Switch	431-L	...	6 Cyl.	729-E	3		
				Lighting Switch	479-Z	*	8 Cyl.	727-S	2		
				Dimmer Switch	1997008	*	Distributors				
				Solenoid Switch	1516	4	6-cyl.	647-D	8		
				Vacuum Switch	1588	...	6-cyl.--Taxicab	1110202	15		
				Horn Relay	1116775	*	8-cyl.	663-X	12		
							Ignition Coil	1115126	*		
PONTIAC				1936. 6-CYL. MODEL 36-26.				Switches			
1933. 8-CYL. MODEL 601.				Generator				Ignition & Cable			
Generator	937-B	4		Generator (Taxicab)	936-R	3	Dimmer	1997008	*		
Generator for Radio	967-D	13		Regulator	5557	1	Dash Lamp	1406	*		
Cranking Motor	734-G	4		Cranking Motor	727-Y	2	Lighting	1995002	*		
Cranking Motor				Starter Vacuum Switch	1588	...	Vacuum (8-cyl. only)	1605	...		
(Manual Shift)	†738-B	6		Distributor	647-B	8	Stop Light	476-S	*		
Distributor	661-M	10		Ignition Coil	1115126	...	Horns				
Ignition Coil	1853907	...		Ignition Switch	431-L	...	Standard	1999856	..		
Dimmer Switch	1997008	*		Dimmer Switch	1997008	*	Deluxe--				
Starting Switch	1379	*		Lighting Switch	479-S	*	Low note	1999519	...		
†Use package 1856676 when replacing				Instrument Lamp Switch	1406	*	High note	1999520	...		
734-G with 738-B				Horn Relay	1116775	*	Horn Relay for				
							1999519-20	1116775	*		
1934. 8-CYL. MODEL 603.				1936. 8-CYL. MODEL 36-28.				1939. 6 & 8 CYL.			
Generator	935-C	3		Generator	935-W	3	Generator	1100003	14		
Cranking Motor	734-W	4		Generator (Taxicab)	936-R	3	Regulator	5858	2		
Cranking Motor				Regulator	5557	1	Cranking Motors				
(Manual Shift)	†738-B	6		Cranking Motor	727-S	2	6 cyl.	1107008	8		
Distributor	663-B	12		Solenoid Motor Switch	1516	1	8 cyl.	1107914	11		
Dist. Vacuum Control	1853600	...		Starter Vacuum Switch	1588	...	Distributors				
Ignition Coil	1853907	...		Distributor	663-H	12	6 cyl.	647-D	8		
Light Switch				Ignition Coil	1115126	...	8 cyl.	663-X	12		
(Multi-Beam Selector)	1384	*		Ignition Switch	431-L	...	Taxicab--6-cyl.	1110202	15		
Vacuum Switch	1588	...		Dimmer Switch	1997008	*	Ignition Coil	538-Z	...		
Dimmer Switch	1997008	*		Lighting Switch	479-S	*	Switches				
Horn Relay	1116775	*		Instrument Lamp Switch	1406	*	Ignition & Cable	1116253	...		
Horn Relay--when 738-B				Horn Relay	1116775	*	Lighting	1995006	...		
is used	265-V	*					Dimmer	1997008	*		
†Use package 1856677 when replacing							Dash Light	1406	*		
734-W with 738-B.							Stop Light	476-S	*		
							Horns				
							Standard	1999856	...		
							Optional--				
							Low note	1999519	...		
							High note	1999520	...		
							Horn Relay				
							For 1999519-20	1116775	*		
1935. 6-CYL.				1937. 6 & 8-CYL.							
(Engine 701-A, 701-B)				Generator	948-S	9					
Generator	935-W	3		Generator (Taxicab)	948-Y	9					
Generator (Taxi)	936-R	3		Generator	1100003	14					
Cranking Motor	727-T	2		Regulator	5808	2					
Regulator	5588	1		Cranking Motor (6-Cyl.)	729-E	3					
Distributor	647-A	8		Cranking Motor (8-Cyl.)	727-S	2					
Ignition Coil	1115126	...		Distributor (6-Cyl.)	647-D	8					
Ignition Switch	431-L	...		Distributor (8-Cyl.)	663-X	12					
Lighting Switch (701-A)	479-Z	*		Distributor (Taxicab)	1110202	15					
Lighting Switch (701-B)	479-S	*		Ignition Coil	1115126	...					
Dimmer Switch	1997008	*		Ign. Switch & Cable	435-G	*					
Horn Relay	1116775	*									

Delco-Remy

PASSENGER CAR AND LIGHT TRUCK CATALOG

APPLICATION INDEX

	Model	Group		Model	Group		Model	Group
		No.			No.			No.
Pontiac (Contd.)			Pontiac (Contd.)			Pontiac (Contd.)		
1940. 6 & 8 CYL.			Pulleys			1947		
Generator	1102665	18	3" dia. (Taxicab)			MODELS 25 & 26--6-CYL.		
Regulator	1118201	3	For 1102665	1881158	...	MODELS 27 & 28--8-CYL.		
Cranking Motors			3 1/2" dia. (Optional)					
6-cyl.	1107022	8	For 1102665	1885783	...	Generators		
8-cyl.	1107914	11	Baffle (Used with			Standard	1102665	18
Distributors			1885783 Pulley)	1877887	...	Police Car	1106403	21
6-cyl.	647-D	8	Cranking Motors			Regulators		
6-cyl. Taxicab	1110202	15	6-Cyl.	1107032	8	For 1102665	1118242	3
8-cyl.	1110804	18	8-Cyl.	1107921	11	For 1106403	1118229	3
Ignition Coil	1115126	*	Distributors			Cranking Motors		
Switches			6-Cyl.	647-D	8	6-cyl.(25,26)	1107032	8
Ignition & Cable			8-Cyl	1110804	18	8-cyl.(27,28)	1107921	11
25 Special 6	1116255	...	Ignition Coil	538-Z	*	Distributors		
26 De Luxe			Ignition Switch & Cable			6-cyl.(25,26)	647-D	8
6 & 8 cyl.	1116285	...	L.H.D.	1116306	...	8-cyl.(27,28)	1110804	18
Dimmer	1997008	*	Switches			Ignition Coil	1115126	*
Dash Light	1997719	...	Lighting	1995024	...	Switches		
Lighting	1995014	...	Stop Light	1997725	*	Ign. & Cable	1116306	...
Stop Light	1997725	*	Dimmer	1997008	*	Dimmer	1997008	*
Horns			Horns			Lighting	1995024	*
Low note	1999519	...	Low note	1999571	...	Stop Light	1997725	*
High note	1999520	...	High note	1999572	...	Horns		
Horn Relay			Horn Projectors			Low note	1999519	...
For 1999519-20	1116775	*	For 1999571	1885897	...	High note	1999520	...
			For 1999572	1885898	...	Horn Relay	1116775	...
			Horn Relay	1116775	*			
1941. 6 & 8 CYL.			1946.			1948.		
Generator	1102665	18	MODELS 25 & 26--6-CYL.			MODELS 25--6-CYL.		
Regulator.	1118201	3	MODELS 27 & 28--8-CYL.			27--8-CYL.		
Pulley (Taxicab)	1881158	...	Generators			Generators		
Cranking Motors			Standard	1102665	18	Standard	1102701	18
6 cyl.	1107032	8	Police Car	1106403	21	Police Car	1106403	21
8 cyl.	1107921	11	Regulators			Regulators		
Distributors			For 1102665	1118242	3	For 1102701	1118242	3
6 cyl.	647-D	8	For 1106403	1118229	3	For 1106403	1118229	3
8 cyl.	1110804	18	Pulley & Fan			Pulley & Fan Assembly		
Ignition Coil	538-Z	*	For 1106403	1880689	...	For 1106403	1880689	...
Switches			Cranking Motors			Cranking Motors		
Ignition & Cable	1116306	...	6-cyl.	1107032	8	6 cyl.	1107070	8
Dimmer	1997008	*	8-cyl.	1107921	11	8 cyl.	1107947	11
Dash Light	1997740	...	Distributors			Distributors		
Lighting	1995018	...	6-cyl.	647-D	8	6 cyl.	647-D	8
Stop Light	1997725	*	8-cyl.	1110804	18	8 cyl.	1110804	18
Horns			Ignition Coil	1115126	*	With Suppression cap		
Low Note	1999519	...	Switches			6 cyl.	1110217	15
High Note	1999520	...	Ign. & Cable--	1116306	...	8 cyl.	1110813	18
Optional Penetone--			Dimmer	1997008	*	Ignition Coil	1115380	...
Low Note	1999841	...	Lighting	1995024	*	Switches		
High Note	1999842	...	Stop Light	1997725	*	Ignition	1116455	...
Horn Relay	1116775	*	Horns			Lighting	1995035	...
			Low note	1999519	...	Stop Light	1997725	...
			High note	1999520	...	Dimmer	1997008	*
			Horn Relay	1116775	...	Relay Horn	1116775	...
						Horns		
1942. 6 & 8 CYL.						Low note	1999519	...
Generator	1102665	18				High note	1999520	...
Regulators								
For 1102665	1118201	3						
For 1102665	1118242	3						

Delco-Remy

PASSENGER CAR AND LIGHT TRUCK CATALOG

A P P L I C A T I O N I N D E X

	Model	Group		Model	Group		Model	Group
		No.			No.			No.
Pontiac (Contd.)			Studebaker (Contd.)			Studebaker (Contd.)		
Junction Blocks	1865535	*	Cranking Motor	1107903	11	Solenoid Switch		
Opt. for Turn			Distributor	662-M	11	Over Drive	1569	...
Signal	1998763	*	Dist. Vacuum Control .	1866952	...			
STUDEBAKER			Ignition Coil	1115021	*			
1937.. 8-Cyl. President.			Horns			1940. 8-Cyl. President 6C.		
Generator	961-H	13	Low note	1999511	...	(Eng. Own)		
Regulator	5818	2	High note	1999512	...	Generator	1102671	18
Cranking Motor	729-G	3	Horn Relay	1116794	*	Regulator	1118202	3
Distributor	662-M	11	1939. 8-Cyl. President 5C.			Cranking Motor	1107903	11
Dist. Vacuum Control .	1866952	...	(Eng. Own)		Distributor	662-M	11	
Ignition Coil	540-R	...	Generator	1102656	18	Dist. Vacuum Control .	1866952	...
Ign. Switch & Cable . .	1866783	*	Regulator	5861	2	Ignition Coil	1115021	*
Horn Relay	1116775	*	Cranking Motor	1107903	11	Ign. Switch & Cable		
1938. 8-Cyl. President.			Distributor	662-M	11	Left Hand	1116274	*
Generator	1102653	18	Dist. Vacuum Control .	1866952	3	Right Hand	1116288	*
Regulator	5818	3	Ignition Coil	1115021	*	Dimmer Switch	1997008	*
			Ign. Switch & Cable . .	1116268	*	Solenoid Switch		
			Horns			Over Drive	1118001	...
			R.H.--Low note	1999511	...	Horns		
			L.H.--High note	1999512	...	Low note--R.H.	1999511	...
						High note--L.H.	1999512	...

NUMERICAL PARTS LIST

This section provides Parts Lists showing parts for all Delco-Remy major units used on passenger cars and light trucks.

These Parts Lists are divided into six sections, as follows:

	Pages
Distributors	26 to 69
Generators	70 to 137
Regulators	138 to 143
Cranking Motors	144 to 177
Bendix Drives	178 to 179
Solenoid Switches	180 to 183

Each section is arranged in numerical order according to the Model or Unit Number shown on the Name Plate mounted on the Generator, Cranking Motor, etc., or stamped on the unit itself.

HOW TO USE

Work from the "Model No." shown on Name Plate or stamped on the unit itself. Look up the model number in left hand column of the section covering the type of unit for which parts are desired, and order by part number shown opposite the model number of the unit. Always give Name of Part (shown in column heading) in addition to part number, as doing so provides valuable check on correctness of part number.

HOW IT WORKS OUT--The above enables you to order parts for detached unit jobs regardless of name and model of Vehicle. Even if Vehicle is in your shop it is desirable to always work from the Model No. on the unit. However, if parts are desired when name and model of a Vehicle are known, but Model No. of unit is not known, it is possible to go to the Application Index of this Catalog, (Pages 2 to 25) and look up according to Vehicle Name, Year and Model to find the Model No. of the Units used, and then refer to this numerical Parts List.

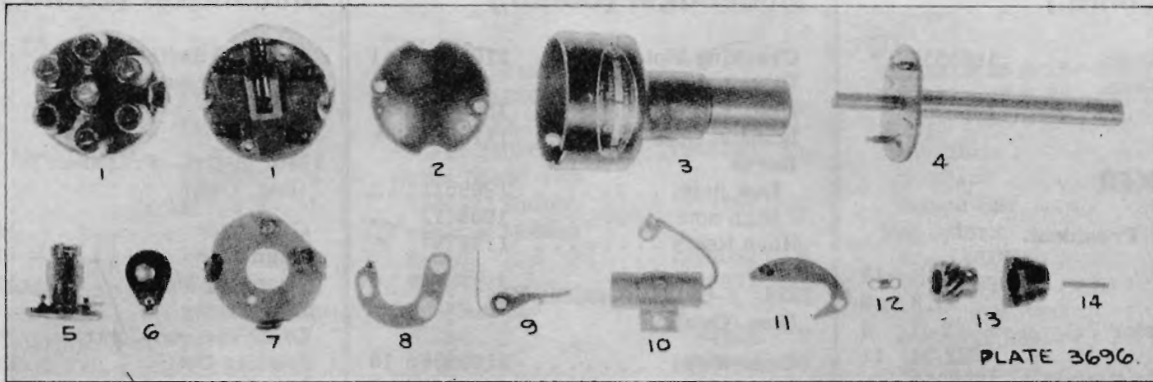
List Prices for all the Part Numbers in this section are shown in a separate Numerical Price List, PL101.

Delco-Remy

DISTRIBUTOR GROUP 1

PASSENGER CAR AND LIGHT TRUCK CATALOG

DISTRIBUTOR SERVICE PARTS



Illustrations are of Typical Parts only, which may vary in detail. For Parts not illustrated see Minor Parts Section.

Model No.	Dis-tributor Cap	Dis-tributor Cap Cover	Dis-tributor Housing	Main Shaft	Cam	Rotor	Break-er Plate	Contact Point Set	Con-denser	Weight	Weight Spring	Collar, Gear or Coup-ling	Gear Pin
	1	2	3	4	5	6	7	8-9	10	11	12	13	14
622-H	1838100	1848593	1847605	820989	816774	826474	†1842058	1869704	1842943	818304	*1845656	813131
622-L	"	1849021	1849256	"	"	"	1855520	1869706	"	1849492	1857504	§ "
622-M	"	820676	†1863421	"	"	"	"	1910225	"	829532	1849491	1857502
622-N	"	"	1850402	"	"	"	"	"	"	"	1850631	"
622-R	"	1855379	1857534	1855524	"	"	"	"	823595	1849492	1855375	822273
622-S	"	1856196	1856197	817258	"	"	"	1869704	"	821202	1856192	813131
622-T	"	1840348	1857778	"	"	"	†1842058	1910225	"	1857779	821865	"
622-U	"	1848593	1856471	820989	"	"	†	1869704	1842943	818304	1845656	"
622-Y	"	1859316	1859319	817258	"	"	1855520	1869706	823595	"	1859325	815003
623-G	"	820676	1864210	1872843	1873585	"	"	1900272	1884615	1864165	1857492
625-F	1835536	1855379	1863756	818427	816774	"	"	1869704	1884616	1855375	822273
.....
.....
.....
.....

* Oil throwing Collar.

§ 813131 Gear Pin is 1/8 diam. -- 1857502 Pin 3/16 diam. is also used.

† 1863421 includes Weights. Use 821596 Weight with old Shaft only.

‡ Order one each: 1842058 Breaker Lever -- 1847341 Contact Support.

Delco-Remy

PASSENGER CAR AND LIGHT TRUCK CATALOG

DISTRIBUTOR GROUP 1

DISTRIBUTOR SERVICE PARTS

MINOR PARTS SECTION


Name	Part No.	Used on Models
LOCK WASHERS		
Breaker Plate Attaching Screw	106496	All
Cap Spring Support Screw	106496	All
Condenser Mounting Screw	106496	All
Terminal Stud Nut	106496	622-L-M-N-R-S-T-Y
Terminal Stud Nut (Shakeproof)	138530	622-H-U
Terminal Stud Nut	121752	622-H-U
SCREWS		
Breaker Plate Attaching	121749	All
Cap Spring Support	121749	All
Contact Support	816784	All
Condenser Attaching	115417	All
WASHERS		
Shim--.005 thick	1848595	622-H-U
Shim--.010 thick	1848596	622-H-U
Shim--.005 thick	810074	All
Shim--.010 thick	810078	All
Space--Under Weight Plate	810085	All
Space--Under Gear or Coupling	811912	622-M-N-R-S-T-Y; 623-G; 625-F
Space--Under Collar	1837617	622-H-U
Terminal Stud Plain	807716	All
Terminal Stud Insulation	816806	All
Terminal Stud Insulation	820988	All
Terminal Stud Bushing	1904600	All
Weight	811124	All
MISCELLANEOUS		
Breaker Lever Spring Insulation STRIP	820991	All
Cap Carbon BUTTON	821604	All
Cap SPRING	816801	All
Cap Spring SUPPORT	826476	All
Felt WICK	816803	All
Felt PLUG--In Grease Cup Hole	802692	622-Y
Felt Plug SPRING	1845715	622-Y
Grease CUP	805579	All
Lower Coupling Retainer SPRING	1859326	622-Y
Main Shaft EXTENSION with Coupling	1859322	622-Y
Terminal STUD	820987	All

Delco-Remy

DISTRIBUTOR GROUP 2

PASSENGER CAR AND LIGHT TRUCK CATALOG

DISTRIBUTOR SERVICE PARTS



Illustrations are of Typical Parts only, which may vary in detail. For Parts not illustrated see Minor Parts Section.

Model No.	Dis-tributor Housing	Main Shaft	Cap	Cap Cover	Cap Spring	Cap Spring Support	Break-er Plate	Contact Point Set	Cam	Rotor	Con-denser	Weight	Weight Spring	Collar
	1	2	3	4	5	6	7	8-9	10	11	12	13	14	15
629-A	1842078	1838071	1835536	816801	826476	826474	1855520	818794	816774	1869704	1842943	818304	821865
629-E	"	"	"	"	"	"	"	"	"	1869706	"	"	"
629-H	"	1841668	"	"	"	"	"	"	"	1869704	"	"	"
629-M	1844852	"	"	"	"	"	"	"	"	"	"	1844284	"
629-R	"	1845657	"	"	"	"	"	"	"	1869706	"	818304	"

Delco-Remy

PASSENGER CAR AND LIGHT TRUCK CATALOG

DISTRIBUTOR GROUP 2

DISTRIBUTOR SERVICE PARTS

MINOR PARTS SECTION

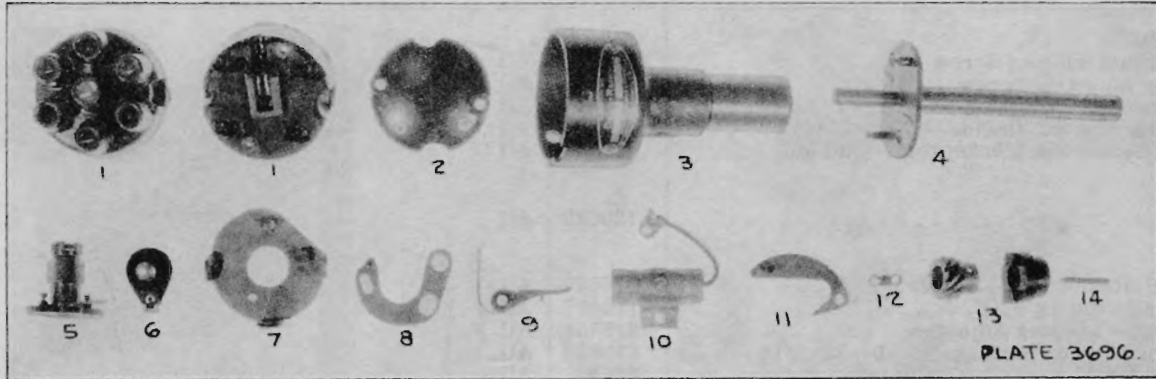
Name	Part No.	Used on Models
LOCK WASHERS		
Breaker Plate Support Screw	106496	All
Condenser Mounting Screw	106497	All
Distributor Cap Spring Support Screw	106496	All
Terminal Screw Nut (Inside--Shakeproof)	114602	All
Terminal Screw Nut (Shakeproof--Outside)	115544	All
NUTS		
Terminal	120622	All
SCREWS		
Breaker Plate Support--8--32x5/16	115607	All
Condenser Mounting	115417	All
Contact Point Support Adjusting	816784	All
Distributor Cap Spring Support--8--32x5/16	115607	All
Terminal	820987	All
WASHERS		
Contact Arm Stud Insulation	1837832	All
Distributor Space	1841904	629-M-R
Shim--.005 Thick	810074	All
Shim--.010 Thick	810078	All
Space (Under Breaker Plate)	810085	All
Space (Under Gear or Collar)	811912	All
Terminal Screw Insulation--Outside	816806	All
Terminal Screw Bushing (.272 O.D.)	1904600	All
Terminal Screw Steel	807716	All
Weight	811124	All
MISCELLANEOUS		
Breaker Lever Spring Insulation STRIP	820991	All
Cap Carbon BUTTON	821604	All
Contact Arm Retainer SPRING	813245	All
Coupling PIN	1857492	629-M
Felt WICK	816803	All
Gear or Collar PIN	813131	All
Grease CUP	1843162	629-H-R
Grease CUP	805579	629-A-E-M
Terminal INSULATION (Square)	820988	All
Terminal CLIP, H.T. for 7 M.M. Cable, Press on type	829833	All
Terminal CLIP, H.T. for 7 M.M. Cable, Solder type	829537	All
Weight Retainer SPRING	813245	All

Delco-Remy

DISTRIBUTOR GROUP 3

PASSENGER CAR AND LIGHT TRUCK CATALOG

DISTRIBUTOR SERVICE PARTS



Illustrations are of Typical Parts only, which may vary in detail. For Parts not illustrated see Minor Parts Section.

Model No.	Distributor Cap ★	Distributor Cap Cover	Distributor Housing	Main Shaft	Cam	Rotor	Breaker Plate	Contact Point Set	Condenser	Weight	Weight Spring	Collar	Collar Pin
	1	2	3	4	5	6	7	8-9	10	11	12	13	14
632-K	1838100	1838076	1840629	820989	816774	826474	1855520	1869704	821596	818304	821865	813131
632-L	"	"	1838079	"	"	"	"	"	"	"	"	"
632-P	"	823879	1843618	"	"	"	"	"	"	1884615	"	"
.....
.....

★ 1838100 Distributor Cap can be replaced with 1853240 for Taxicab Service.

Delco-Remy

PASSENGER CAR AND LIGHT TRUCK CATALOG

DISTRIBUTOR GROUP 3

DISTRIBUTOR SERVICE PARTS

MINOR PARTS SECTION


Name	Part No.	Used on Models
LOCK WASHERS		
Breaker Plate Screw	106496	All
Cap Spring Support Screw	106496	All
Condenser Mounting Screw	106497	All
Terminal Nut	106496	632-P
Terminal Nut (Shakeproof, Inside)	121752	632-K-L
Terminal Nut (Shakeproof, Outside)	138530	632-K-L
NUT		
Terminal	114653	All
SCREWS		
Breaker Plate Support	115607	All
Contact Adjusting	816784	All
Condenser Mounting	115417	All
Distributor Cap Spring Support	115607	All
Terminal	820987	All
WASHERS		
Shim	810074	All
Shim	810078	All
Thrust (Under Breaker Plate)	810085	All
Terminal Nut Steel	807716	All
Terminal Insulation	816806	All
Terminal Insulation Bushing (.2720 D.)	1904600	All
Weight	811124	All
MISCELLANEOUS		
Breaker Lever Spring Insulation STRIP	820991	All
Distributor Cap Carbon BUTTON	821604	All
Distributor Cap Clamp SPRING	816801	All
Distributor Cap Clamp Spring SUPPORT	826476	All
Felt WICK	816803	All
Grease CUP	805579	All
Terminal INSULATION (Square)	820988	All
Terminal CLIP, H.T. for 7 M.M. Cable, Press on type	829537	All
Terminal CLIP, H.T. for 7 M.M. Cable, Solder type	829537	All
Weight or Breaker Arm Retainer Clamp SPRING	813245	All

Delco-Remy

DISTRIBUTOR GROUP 4

PASSENGER CAR AND LIGHT TRUCK CATALOG

DISTRIBUTOR SERVICE PARTS



Illustrations are of Typical Parts only, which may vary in detail. For Parts not illustrated see Minor Parts Section.

Model No.	Dist. Cap	Dist. Cap Carbon Button	Dist. Cap Spring	Dist. Cap Spring Support	Felt Plug	Dist. Housing	Main Shaft	Cam	Rotor	Breaker Plate	Contact Point Set	Weight	Weight Spring
	1	2	3	4	5	6	7	8	9	10	11-12	13	14
*633-G	1838100	821604	816801	826476	816803	826944	828405	820989	816774	826474	1855520	821596	828093
633-J	†1838100	"	"	"	"	1844047	"	"	"	"	"	"	"
.....
.....
.....

* 832606 plain washer (.260 I.D. x 7/16 O.D.) on Distributor end of 427-B Electrolock should be used with 633-G Distributor under Serial 295000 and 1835018 (15/64 x 7/16 O.D.) with 633-G Distributor over Serial 295000, as diameter of Distributor terminal stud was changed, necessitating smaller diameter washer.

† 1838100 Distributor Cap can be replaced with 1853240 for Taxicab service if desired. (XM1000 material).

MINOR PARTS SECTION


Name	Part No.	Used on Models
LOCK WASHERS		
Breaker Plate Support Screw (8-32)	106496	633-G-J
Condenser Mounting Screw (10-32)	106497	633-G-J
Distributor Cap Spring Support	106496	633-G-J
Terminal Stud Nut--Inside	802763	633-G-J
Terminal Stud Nut--Outside	802731	633-G-J
NUT		
Terminal Stud (1/2x11/16 Square)	828429	633-G-J
SCREWS		
Breaker Plate Support (8-32x1/4)	114935	633-G-J
Breaker Plate Adjusting	816784	633-G-J
Condenser Mounting (10-32x1/4)	115417	633-G-J
Distributor Cap Spring Support (8-32x5/16)	115607	633-G-J

Delco-Remy

PASSENGER CAR AND LIGHT TRUCK CATALOG

DISTRIBUTOR GROUP 4

DISTRIBUTOR SERVICE PARTS



Illustrations are of Typical Parts only, which may vary in detail. For Parts not illustrated see Minor Parts Section.

Model No.	Gear	Gear Pin	Con- denser	Con- denser Con- nector	Termi- nal Stud	Termi- nal Stud Bushing	Termi- nal Cup Inside	Termi- nal Lock Base or Outside Cup	Dist. less Mount- ing Brack- et	Mount- ing Brack- et Assem- bly	Mount- ing Brack- et Only	Hori- zontal Shaft and Gear Assem- bly	Hori- zontal Gear
	15	16	17	18	19	20	21	22	23	24	25	26	27
633-G	1857504	813131	1869706	†1835071	1841968	827687
633-J	"	"	"	"	"	"
.....
.....
.....

† When 1835071 Stud is supplied for Distributors under Serial No. 295,000 also supply one 1835018 Washer for Electrolock.


MINOR PARTS SECTION

Name	Part No.	Used on Models
WASHERS		
Shim (.005 thick)	810074	633-G-J
Shim (.010 thick)	810078	633-G-J
Terminal Stud Insulation (47/64 O.D.x3/8 I.D.x1/32)	827734	633-G-J
Terminal Stud Insulation (47/64 O.D.x.357 I.D.x1/16)	1841968	633-G-J
Terminal Stud Steel (9/16 O.D.x.194 I.D.x1/32) . . .	827736	633-G-J
Weight	811124	633-G-J
MISCELLANEOUS		
Terminal Stud Lock CLIP	822698	633-G-J
Terminal Stud Insulation STRIP	820991	633-G-J
Terminal Stud Insulation STRIP (Bent)	827688	633-G-J
Terminal Stud SPACER	827690	633-G-J

Delco-Remy

PASSENGER CAR AND LIGHT TRUCK CATALOG

DISTRIBUTOR SERVICE PARTS



Illustrations are of Typical Parts only, which may vary in detail. For Parts not illustrated see Minor Parts Section.

Model No.	Dist. Cap	Cap Clamp Spring	Cap Spring Support	Dist. Housing	Main Shaft	Cam	Rotor	Breaker Plate	Contact Point Set	Con-denser	Weight	Weight Spring	Gear
	1	2	3	4	5	6	7	8	9-10	11	12	13	14
640-Y	825409	*834069	*811744	821136	1835631	825464	820445	821150	1855720	1869704	825469	1883498	821163
.....
.....
.....

* 1871838 Cap Spring, 1847289 Cap Spring Support are used on later models. No pin necessary.

Delco-Remy

PASSENGER CAR AND LIGHT TRUCK CATALOG

DISTRIBUTOR GROUP 5

DISTRIBUTOR SERVICE PARTS

MINOR PARTS SECTION

Name	Part No.	Used on Models
LOCK WASHERS		
Breaker Plate Support Screw	106496	640-Y
Condenser Fastening Screw	106496	640-Y
Distributor Cap Spring Support Screw	106496	640-Y
Oil Wick Spring Screw	113114	640-Y
PINS		
Distributor Cap	807139	640-Y
Distributor Cap Spring	811745	640-Y
Gear	815003	640-Y
SCREWS		
Breaker Plate Support (8-32x5/16)	115607	640-Y
Breaker Arm Spring	813511	640-Y
Breaker Plate Adjusting	816784	640-Y
Condenser Fastening	131949	640-Y
Distributor Cap Spring Support	115434	640-Y
Oil Wick Spring Retainer	142424	640-Y
Terminal (8-32x1)	107715	640-Y
WASHERS		
Breaker Arm Spring Screw Plain	810794	640-Y
Space (Under Gear)	810085	640-Y
Space (Under Breaker Plate)	810085	640-Y
Shim (.010 thk.)	810078	640-Y
Shim (.005 thk.)	810074	640-Y
Weight	811124	640-Y
MISCELLANEOUS		
Contact Arm Retainer SPRING CLIP	813245	640-Y
*Carbon BUTTON (dia. .248)	821604	640-Y
*Carbon BUTTON (dia. .215)	809453	640-Y
Felt Oil PLUG	823551	640-Y
Felt Oil Plug SPRING	823550	640-Y
Grease CUP	805579	640-Y
Terminal Screw BUSHING (Hard Rubber--5/8" long)	821160	640-Y
Terminal Lock CLIP	26153	640-Y
WRENCH	814664	640-Y

*Both 809453 and 821604 Carbon Buttons were used. Before ordering button, determine diameter of button required.

Delco-Remy

DISTRIBUTOR GROUP 6

PASSENGER CAR AND LIGHT TRUCK CATALOG

DISTRIBUTOR SERVICE PARTS

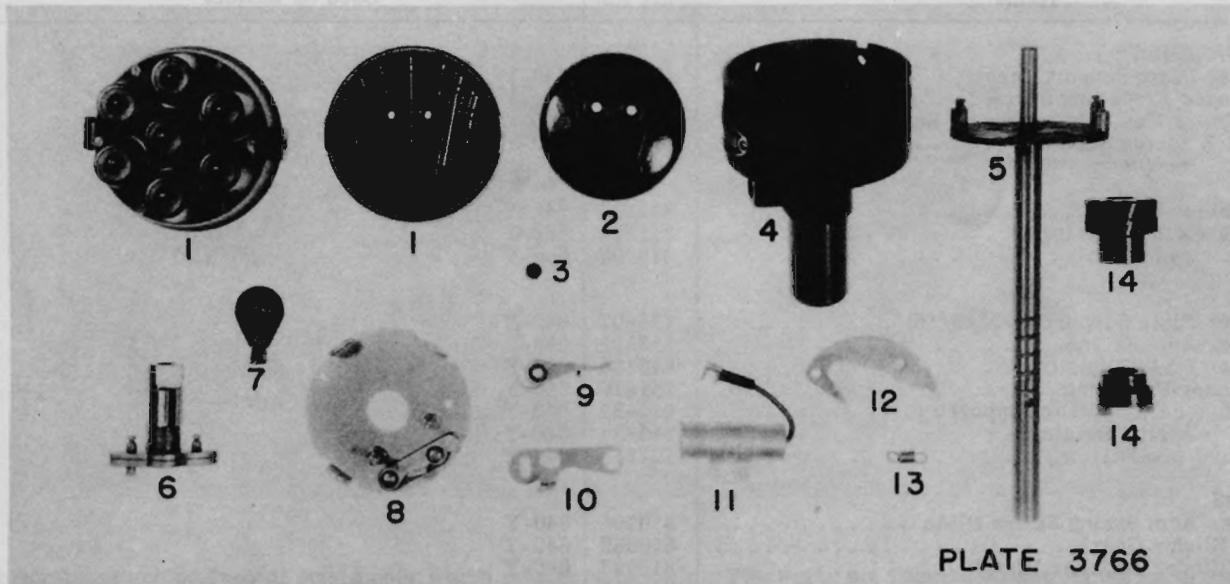


PLATE 3766

Illustrations are of Typical Parts only, which may vary in detail. For Parts not illustrated see Minor Parts Section.

Model No.	Dis-tributor Cap	Dis-tributor Cap Cover	Dis-tributor Cap Carbon Button	Dis-tributor Housing	Main Shaft	Cam	Rotor	Break-er Plate	Contact Point Set	Con-denser	Weight	Weight Spring	Gear or Coup-ling
	1	2	3	4	5	6	7	8	9-10	11	12	13	14
644-D	824735	821604	1847442	1857520	1847444	820445	1847643	1855720	1869704	818222	1848892	1857504
644-H	"	"	1849407	1849410	825464	"	"	†	"	825469	1883498	1845656
644-J	"	"	"	1849413	"	"	"	†	"	"	"	"
644-K	"	"	"	1849493	"	"	"	†	"	"	1849546	"
644-R	"	"	1854325	1854067	1854070	"	"	1855720	"	818222	1855280	1857504
644-U	"	"	1849407	1854548	825464	"	"	†	"	825469	1883498	1845656
644-W	"	"	"	"	"	"	"	†	"	"	820438	"
.....
.....
.....

† Order one each: 1842058 Breaker Lever
1848038 Contact Support

Delco-Remy

PASSENGER CAR AND LIGHT TRUCK CATALOG

DISTRIBUTOR GROUP 6

DISTRIBUTOR SERVICE PARTS

MINOR PARTS SECTION

Name	Part No.	Used on Models
LOCK WASHERS		
Breaker Plate Support Screw	106496	All
Condenser Attaching Screw	121841	644-H-K-W
Condenser Attaching Screw	106496	644-D-R
Distributor Cap Spring Support Screw	106496	All
Terminal Stud--Outside	138530	644-H-K-U-W
Terminal Stud--Outside	121841	644-D-R-W
NUTS		
Terminal Stud--Inside	817363	644-D-H-J-K-R-U-W
Terminal Stud--Outside	120622	644-D-H-J-K-R-U-W
SCREWS		
Breaker Plate Support	121749	All
Breaker Lever Spring Fastening	813511	All
Contact Adjusting	816784	All
Condenser Attaching	131949	All
Distributor Cap Spring Support	121749	All
Distributor Hold Down	1847271	644-D
WASHERS		
Distributor Hold Down Screw	813046	644-D
Space--Under Weight Plate	811912	644-H-J-K-U-W
Space--Between Advance Arm and Control Bracket	1847270	644-D
Space--Under Collar	1837617	644-H-J-K-U-W
Shim--.005 thick	1848595	644-H-J-K-U-W
Shim--.010 thick	1848596	644-H-J-K-U-W
Terminal Stud	810794	644-D-H-J-K-R-U-W
Terminal Stud Insulation--Outside	816806	644-D-H-J-K-R-U-W
Terminal Stud Plain--Outside	813731	644-D-H-J-K-R-U-W
Weight	811124	All
MISCELLANEOUS		
Breaker Lever Retainer CLIP	813245	All
Distributor Hold Down SPRING	1847668	644-D
Distributor Cap SPRING	1871838	644-D-H-J-K-R-U-W
Distributor Cap Spring SUPPORT	1847289	644-D-H-J-K-R-U-W
Felt WICK--In Cam	816803	All
Felt WICK--In Grease Cup	802692	644-R-U
Felt Wick SPRING	1845715	644-R-U
Grease CUP	805579	All
Gear PIN--1/8 dia.	813131	644-D-H-K-R-U-W
Gear PIN--3/16 dia.	1861374	644-D
Gear PIN--3/16 dia.	1857502	644-R
Terminal STUD	1847647	644-D-H-J-K-R-U-W
Terminal Stud Insulation BUSHING	1878405	644-D-H-J-K-R-U-W

Delco-Remy
PASSENGER CAR AND LIGHT TRUCK CATALOG
DISTRIBUTOR SERVICE PARTS

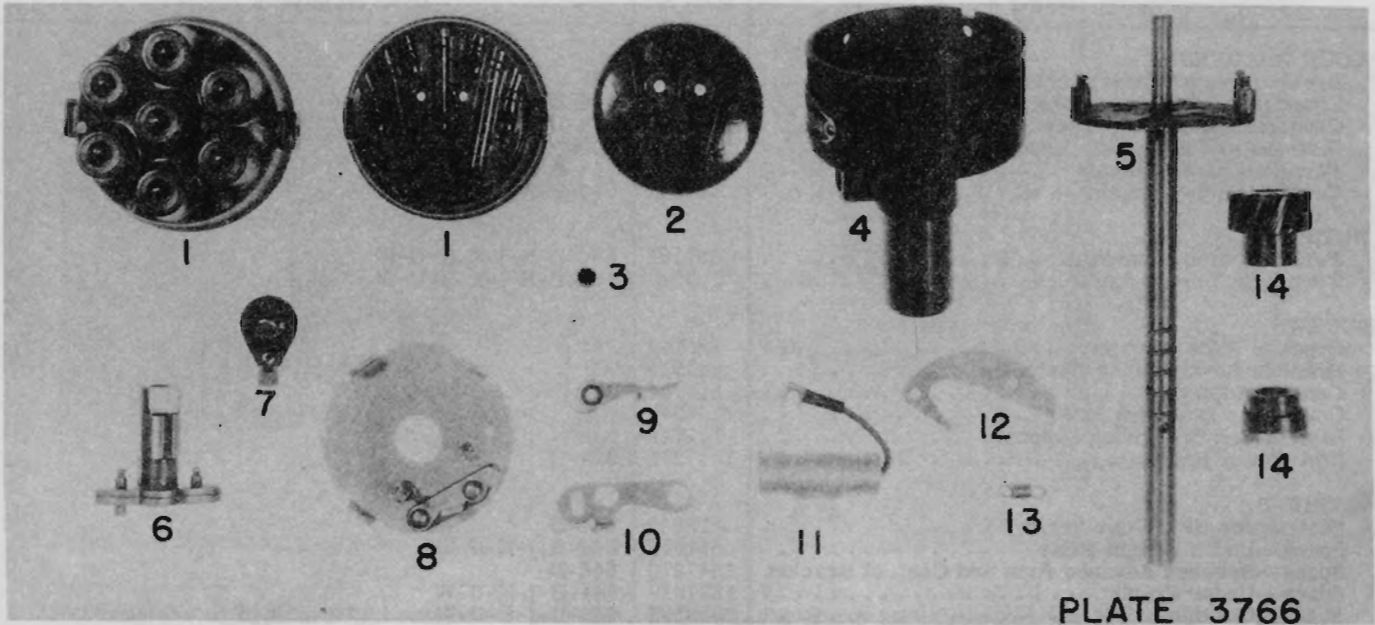


PLATE 3766

Illustrations are of Typical Parts only, which may vary in detail. For Parts not illustrated see Minor Parts Section.

Model No.	Dis-tributor Cap	Dis-tributor Cap Cover	Dis-tributor Cap Carbon Button	Dis-tributor Housing	Main Shaft	Cam	Rotor	Break-er Plate	Contact Point Set	Con-denser	Weight	Weight Spring	Gear
	1	2	3	4	5	6	7	8	9-10	11	12	13	14
645-G	824735	821604	1858732	1858735	1858740	820445	1847643	1855720	1869704	1858744	1900221	1857504
645-T	"	"	1862296	1861713	1862071	"	"	"	"	1862068	"	"
.....
.....

Delco-Remy

PASSENGER CAR AND LIGHT TRUCK CATALOG

DISTRIBUTOR GROUP 7

DISTRIBUTOR SERVICE PARTS

MINOR PARTS SECTION

Name	Part No.	Used on Models
LOCK WASHERS		
Breaker Plate Support Screw	106496	All
Condenser Attaching Screw	106496	645-G-T
Cap Spring Support Screw	106496	All
Terminal Stud	121841	645-G-T
Weight Hold Down Cup	121752	645-G
Weight Hold Down Cup	1877510	645-T
Weight Hold Down Cup (2 hole)	1877510	645-G-T
NUTS		
Terminal Stud--Outside	120622	645-G-T
Terminal Stud--Inside	817363	645-G-T
Weight Hold Down Cup	817363	645-G
Weight Hold Down Cup	120622	645-T
Weight Hold Down Cup	120614	645-G-T
SCREWS		
Breaker Plate Support	121749	All
Contact Adjusting	816784	All
Condenser Attaching	131949	All
Cap Spring Support	121832	All
WASHERS		
Terminal Stud--Outside	813731	645-G-T
Terminal Stud Insulation--Outside	816806	645-G-T
Terminal Stud Plain--Inside	810794	645-G-T
MISCELLANEOUS		
BUSHING--Terminal Stud	1878405	645-G-T
Felt WICK--In Grease Cup Hole	802692	645-G-T
Felt WICK--In Cam	816803	All
Felt Wick SPRING	1845715	645-T
Grease CUP	805579	All
PIN--for Gear	1857502	645-G-T
SPRING--Distributor Cap	1871838	645-G-T
SPRING--In Grease Cup Hole	1845715	645-G
SUPPORT--Cap Spring	1847289	645-G-T
STUD--Terminal	1847647	645-G-T
Weight Hold Down CUP	1858747	645-G
Weight Hold Down CUP	1862074	645-T

Delco-Remy

DISTRIBUTOR GROUP 8

PASSENGER CAR AND LIGHT TRUCK CATALOG

DISTRIBUTOR SERVICE PARTS

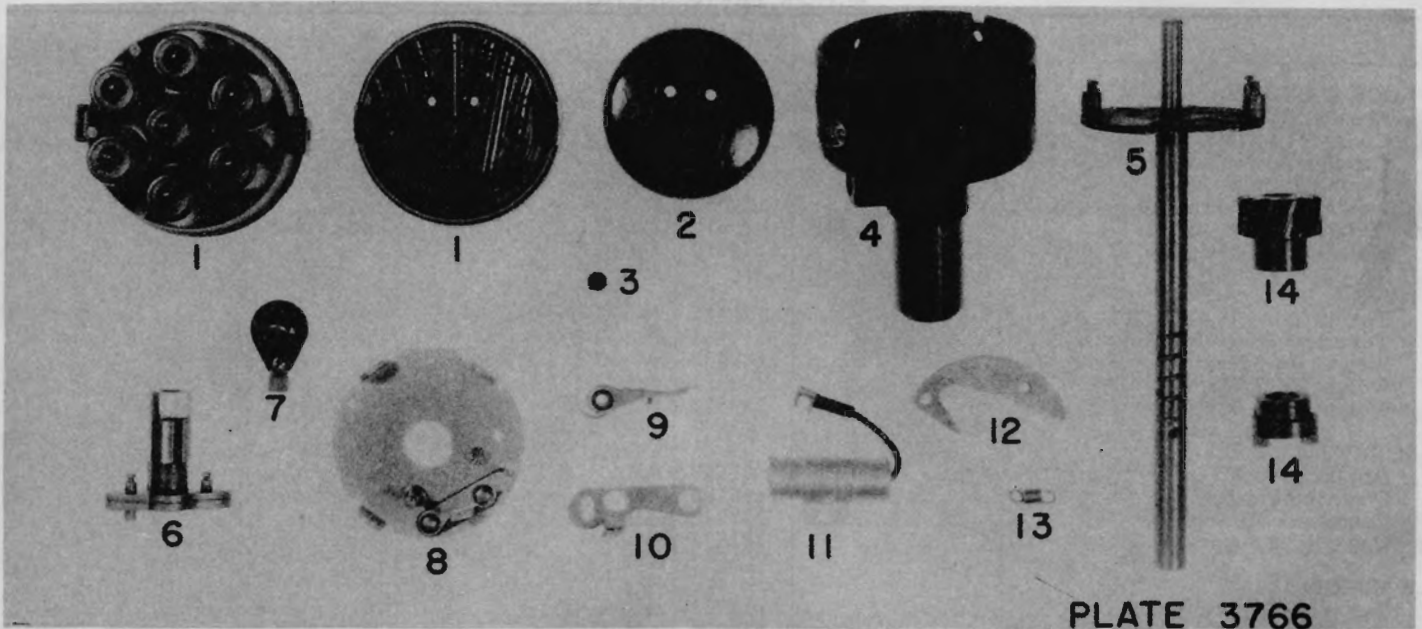


PLATE 3766

Illustrations are of Typical Parts only, which may vary in detail. For Parts not illustrated see Minor Parts Section.

Model No.	Distributor Cap	Distributor Cap Cover	Distributor Cap Carbon Button	Distributor Housing	Main Shaft	Cam	Rotor	Breaker Plate	Contact Point Set	Condenser	Weight	Weight Spring	Gear or Coupling
	1	2	3	4	5	6	7	8	9-10	11	12	13	14
647-A	824735	821604	1858553	1858555	1858558	820445	1858564	1882391	1869706	1880902	823238	1858578
647-B	"	"	1862247	1862247	"	"	"	"	"	"	"	"
647-C	"	"	1862711	1862713	1862716	"	"	"	"	1881371	819194	1859325
647-D	* "	"	1866161	1866886	*1867181	"	1866028	1871678	1869704	* "	1887743	1858578
647-E	824735	"	1866019	1866021	*1869568	"	"	"	"	* "	823238
647-F	"	"	1866482	1866881	* "	"	"	"	"	* "	1886227	1859325
647-G	"	"	1869575	1869578	1869580	"	1869583	†	"	"	1883498	1866135
647-H	"	"	1871570	1871572	1871574	"	"	†	"	1880902	823238	1840500
647-J	1860394	"	"	"	"	"	"	†	"	"	"	"
647-K	824735	"	1871679	1866881	1869568	"	1866028	1871678	1849126	1881371	1886227	1859325
647-L	1842714	806923	1871788	1869578	1871791	1842718	1871793	1881853	†	"	1883498	1866135
.....
.....
.....
.....

§ When replacing springs on Distributors under Serial No. 60,000 also replace Cam and Weight.
 ∅ 823238 Weight Spring has 6 1/2 turns of .039 wire. 820438 Spring has 7 1/2 turns .035 wire. When replacing weight spring on Distributors under Serial No. 27,000 also replace Cam and Weight.
 ★ When replacing either cam, weight or weight springs on Distributors under Serial No. 49,000 on 647-D, 27,000 on 647-E, 60,000 on 647-F, all three parts must be replaced in order to get proper curve.
 * Use 1867722 Cap for Taxicab service and Heavy Duty service.
 † If old condenser has two leads, the lead attached to breaker plate must be grounded under cap spring support screw.
 ‡ Order one each: 813238 Breaker Lever - 1871865 Contact Support.

Delco-Remy

PASSENGER CAR AND LIGHT TRUCK CATALOG

DISTRIBUTOR GROUP 8

DISTRIBUTOR SERVICE PARTS

MINOR PARTS SECTION

Name	Part No.	Used on Models
LOCK WASHERS		
Distributor Cap Spring Support Screw	106496	647-A-B-C-D-E-F-G-H-J-L
Condenser Attaching Screw	106496	647-A-B-C-D-E-F-G-H-J-L
Condenser Terminal Screw	116438	647-L
Breaker Plate Ground Lead Screw	106496	647-A-B-C
Terminal Stud Nut	121841	647-A-B-C-D-E-F-G-H-J-K
Terminal Screw	121841	647-A-B-C-D-E-F-G-H-J-K
Vacuum Control Arm Attaching Screw	106495	647-D-E-F-G-H-J-K
Vacuum Control Attaching Screw	106497	647-A-B-C-D-E-F-G-H-J-K
Weight Hold Down Nut (2 hole) No. 8	1861711	647-G-L
Weight Hold Down Nut (2 hole) No. 10	1877510	647-G-L
Weight Hold Down Plate Nut	106496	647-L
NUTS		
Breaker Plate Ground Lead Screw	817363	647-A-B-C-J
Breaker Lever Spring Attaching Screw	817363	647-A-B-C-D-E-F-H-K-L
Condenser Terminal	817363	647-L
Terminal Stud--Inside	817363	647-A-B-C-D-E-F-G-H-J-K-L
Weight Hold Down Plate (8-32)	120622	647-G-L
Weight Hold Down Plate (10-32)	120614	647-G-L
SCREWS		
Breaker Lever Spring Attaching--8-32x7/16	1858576	647-A-B-C-D-E-F-G-H-J
Breaker Lever Spring Attaching--8-32x7/32	813511	647-D-E-F-G-H-J-K-L
Breaker Plate Ground Lead	122159	647-A-B-C
Breaker Plate Ground Lead--To Housing	115434	647-A-B-C
Contact Adjusting	816784	647-A-B-C-D-E-F-G-H-J-K-L
Condenser Attaching--8-32x3/16	141547	647-A-B-C-D-E-F-G-H-J
Condenser Attaching--8-32x1/4	122159	647-K-L
Condenser Terminal	122159	647-L
Distributor Cap H.T. Terminal (Side)	1860406	647-J
Distributor Cap H.T. Terminal (Center)	1860407	647-J
Distributor Cap Spring Support	122159	647-A-B-C-D-E-F-G-H-J-K-L
Distributor Hold Down	1853640	647-A
Terminal	107710	647-A-B-C-D-E-F-H-J-K
Terminal Clamp	1835943	647-G-L
Vacuum Control Arm Attaching	141542	647-D-E-F
Vacuum Control Arm Attaching	1872646	647-G-H-J-K-L
Vacuum Control Attaching--10-32x1/4	135616	647-A-B-C-D-E-F-G-H-J-K-L
WASHERS		
Breaker Lever Spring Attaching Screw	1884832	647-A-B-C
Breaker Lever Spring Attaching Screw		
Plain--.173x5/16	810794	647-G-H-J-K-L
Breaker Lever Spring Attaching Screw Insulation	1858577	647-A-B-C
Breaker Lever Spring Attaching Screw		
Plain--.170x3/8	807716	647-A-B-C
Breaker Lever Spring Screw Insulation	1865977	647-E-F-G-H-J
Breaker Plate Ground Spring	1865983	647-D-E-F-G-H-J-L
Distributor Hold Down Screw Plain	110959	647-A
Shim--.005	810074	647-A-B-C-D-E-F-H-J-K
Shim--.010	810078	647-A-B-C-D-E-G-H-J-K
Space--Under Coupling	811912	647-F-H-J
Space--Under Weight Plate	811912	647-A-B-C-D-E-F-H-J-K
Weight	811124	647-A-B-C-D-E-F-G-H-J-K-L
MISCELLANEOUS		
Bearing BALL	104918	647-A-B-C-D-E-F-G-H-J-K-L
Breather PIPE	1860880	647-A-B-D-E
BUSHING--Breaker Lever Spring	1904600	647-A-B-C-D-E-F-G-H-J
BUSHING--Distributor Housing	1855984	647-G
BUSHING--Distributor Housing--Upper	1874335	647-A-B
BUSHING--Terminal Stud--Inside	1853286	647-A-B-C
BUSHING--Terminal Stud--Insulation	1865985	647-D-E-F-G-H-J-K-L
CLAMP--Terminal Stud	26153	647-A-B-C-D-E-F-G-H-J-K-L
CLAMP--Vacuum Control Bracket	1865984	647-D-E-F-G-H-J-K-L
CLIP--Breaker Lever Spring Lock	1868992	647-D-E-F-G-H-J-K-L
Coupling PIN	1857492	647-H-J
Distributor Cap SPRING	1871838	647-A-B-C-D-E-F-G-H-J-K-L
Distributor Cap Spring SUPPORT	1847289	647-A-B-C-D-E-F-G-H-J-K-L
Distributor Hold Down SPRING	1853639	647-A

Delco-Remy

DISTRIBUTOR GROUP 8

PASSENGER CAR AND LIGHT TRUCK CATALOG

DISTRIBUTOR SERVICE PARTS

MINOR PARTS SECTION

Name	Part No.	Used on Models
MISCELLANEOUS--Continued		
Felt WICK	816803	647-A-B-C-D-E-F-G-H-J-K-L
Gear PIN	829421	647-G-L
Grease CUP	805579	647-A-B-C-D-E-F-G-H-J-K-L
LEAD--Condenser to Terminal	1871681	647-K
LEAD--Breaker Plate Ground	1858574	647-G-H-J-L
LEAD--Breaker Plate Ground	1879140	647-F-K
LEAD--Breaker Plate Ground	1853288	647-A-B-C
LEAD--Condenser to Terminal	1840376	647-L
LEAD--Terminal Connector	1858574	647-A-B-C
LEAD--Terminal Connector	1865978	647-D-E-F-G-H-J-K-L
Retainer SPRING--Lower Coupling	1859326	647-C-F
Shaft Collar PIN	813131	647-E
Shaft Collar PIN	1862218	647-A-B-C-D-F-K
Shaft EXTENSION and Coupling	1859322	647-C
Shaft EXTENSION and Coupling	1866484	647-F-K
Shaft EXTENSION and Coupling	1866024	647-E
Shaft Extension Retainer SPRING	1859326	647-F-K
Terminal STUD and Bushing	1853625	647-A-B-C-D-E-F-G-H-J-K-L
Vacuum CONTROL	680-U	647-A-B
Vacuum CONTROL	681-A	647-C
Vacuum CONTROL	681-M	647-D
Vacuum CONTROL	681-K	647-E
Vacuum CONTROL	681-P	647-F-K
Vacuum CONTROL	681-V	647-G-L
Vacuum CONTROL	681-W	647-H-J
Weight Hold Down PLATE (For No. 8 Stud)	1885108	647-G-L
Weight Hold Down PLATE (For No. 10 Stud)	1886135	647-G-L

Delco-Remy

PASSENGER CAR AND LIGHT TRUCK CATALOG

DISTRIBUTOR GROUP 9

DISTRIBUTOR SERVICE PARTS

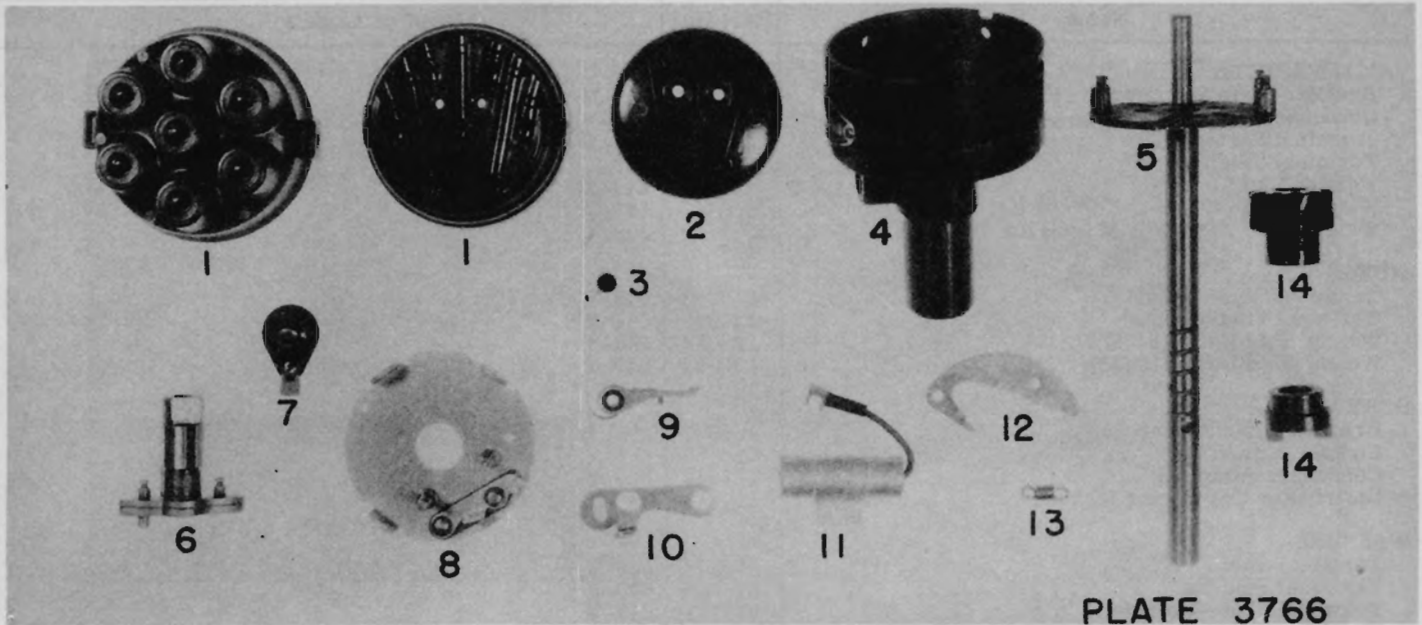


PLATE 3766

Illustrations are of Typical Parts only, which may vary in detail. For Parts not illustrated see Minor Parts Section.

Model No.	Dis-tributor Cap	Dis-tributor Cap Cover	Dis-tributor Cap Carbon Button	Dis-tributor Housing	Main Shaft	Cam	Rotor	Break-er Plate	Contact Point Set	Con-denser	Weight	Weight Spring	Gear
	1	2	3	4	5	6	7	8	9-10	11	12	13	14
649-Y	824735	821604	1866129	1866676	1869580	*820445	1847643	1855720	1900272	1881371	1883498	1866135
.....
.....
.....
.....

* 1905590 Optional Rotor can be used for Heavy Duty service.

Delco-Remy

DISTRIBUTOR GROUP 9

PASSENGER CAR AND LIGHT TRUCK CATALOG

DISTRIBUTOR SERVICE PARTS

MINOR PARTS SECTION

Name	Part No.	Used on Models
LOCK WASHERS		
Breaker Plate Support Screw	106496	649-Y
Condenser Attaching Screw	106496	649-Y
Terminal Screw	106406	649-Y
Terminal Stud	121841	649-Y
Weight Hold Down Nut	106496	649-Y
Weight Hold Down Nut (2 hole) No. 8	1861711	649-Y
Weight Hold Down Nut (2 hole) No. 10	1877510	649-Y
NUTS		
Terminal Stud--Inside	817363	649-Y
Terminal Stud--Outside	120622	649-Y
Weight Hold Down (8-32)	120622	649-Y
Weight Hold Down (10-32)	120614	649-Y
SCREWS		
Breaker Plate Support	115607	649-Y
Contact Adjusting	816784	649-Y
Condenser Attaching	131949	649-Y
Distributor Cap Spring Support	115434	649-Y
WASHERS		
Terminal Stud	810794	649-Y
Terminal Stud Ins.	816806	649-Y
Terminal Stud--Outside	813731	649-Y
Weight	811124	649-Y
MISCELLANEOUS		
BUSHING--Terminal Stud	1878405	649-Y
Distributor Cap SPRING	1871838	649-Y
Distributor Cap Spring SUPPORT	1847289	649-Y
Felt WICK--In Cam	816803	649-Y
Grease CUP	805579	649-Y
PIN--Gear	829421	649-Y
Terminal STUD	1847647	649-Y
Weight Hold Down PLATE (CCW--For No. 8 Stud)	1885108	649-Y
Weight Hold Down PLATE (CCW--For No. 10 Stud)	1886135	649-Y

Delco-Remy

PASSENGER CAR AND LIGHT TRUCK CATALOG

DISTRIBUTOR GROUP 10

DISTRIBUTOR SERVICE PARTS

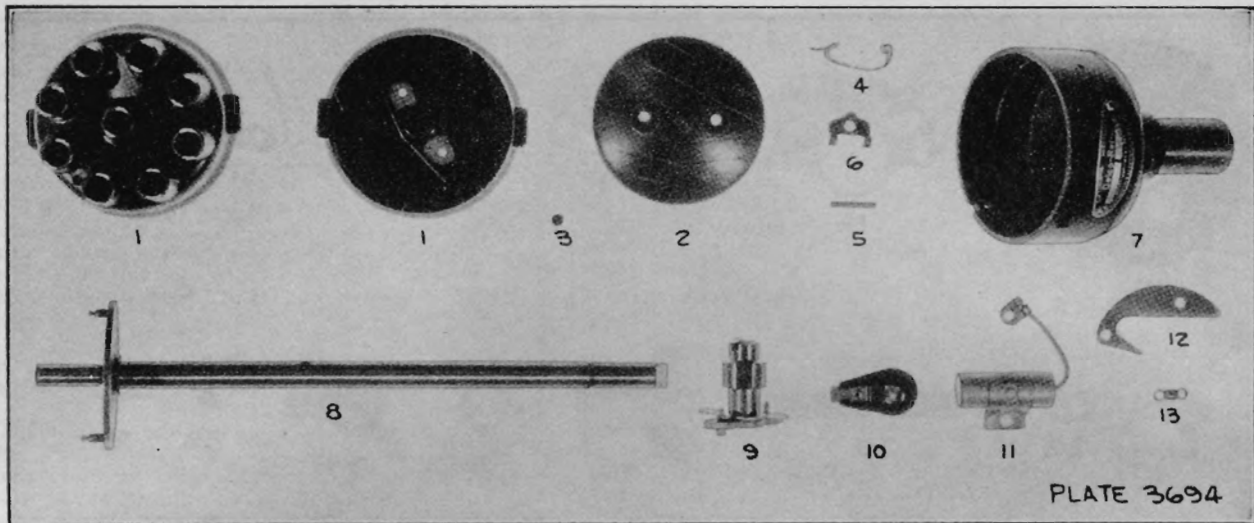


PLATE 3694

Illustrations are of Typical Parts only, which may vary in detail. For Parts not illustrated see Minor Parts Section.

Model No.	Dis-tributor Cap	Dis-tributor Cap Cover	Carbon Button	Cap Spring	Cap Spring Pin	Cap Spring Support	Housing	Main Shaft	Cam	Rotor †	Con-denser	Weight	Weight Spring	Weight Spring
	1	2	3	4	5	6	7	8	9	10	11	12	13	14
660-E	1837974	821604	1836913	1836915	1836914	1837939	1837941	1837948	1836893	1869706	1837944	1883498
660-G	"	"	"	"	"	1837496	1839028	1836891	"	"	818222	818196
660-L	"	"	"	"	"	1837939	1839350	1837948	"	"	1837944	1883498
661-D	"	"	"	"	"	1849254	1837831	1843437	"	1869704	818222	827463
661-K	"	"	"	"	"	1845950	1845947	1845953	"	"	1837944	1883498
661-L	"	"	"	"	"	"	1845954	"	"	"	"	"
661-M	"	"	"	"	"	1847565	1847563	1847560	"	"	818222	823238
661-S	"	"	"	"	"	1849254	1849253	1849252	"	"	825469	1883498
.....
.....

† Use 1845874 Rotor for Radio Installations.

Delco-Remy

DISTRIBUTOR GROUP 10

PASSENGER CAR AND LIGHT TRUCK CATALOG

DISTRIBUTOR SERVICE PARTS




PLATE 3695

Illustrations are of Typical Parts only, which may vary in detail. For Parts not illustrated see Minor Parts Section.

Model No.	Breaker Plate Lower	Breaker Plate Upper	Contact Support Lower	Contact Support Upper	Breaker Lever and Point	Breaker Lever Re-retain Spring	Terminal Stud	Terminal Stud Clamp	Terminal Connector	Gear	Collar or Coupling	Gear or Coupling Pin	Grease Cup	Felt Wick
	15	16	17	18	19	20	21	22	23	24	25	26	27	28
660-E	1838624	1836904	1845785	1849876	813238	813245	1836911	26153	1836907	1837949	815003	819639
660-G	"	"	"	"	"	"	"	"	"	819741	813131	805579	"
660-L	"	"	"	"	"	"	"	"	"	1837949	815003	"
661-D	1843440	"	1842058	"	"	"	819741	813131	805579	"
661-K	"	"	"	"	"	"	1837949	815003	115077	"
661-L	"	"	"	"	"	"	"	"	"	"
661-M	"	"	"	"	"	"	819741	813131	805579	"
661-S	"	"	"	"	"	"	"	"	"	"
.....
.....

Delco-Remy

PASSENGER CAR AND LIGHT TRUCK CATALOG

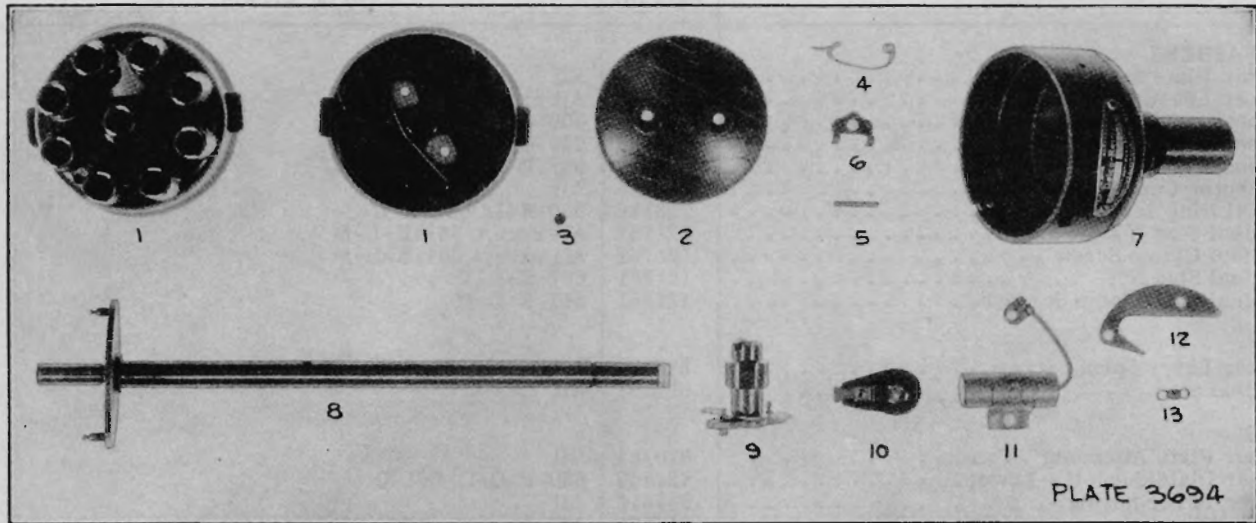
DISTRIBUTOR GROUP 10

DISTRIBUTOR SERVICE PARTS

MINOR PARTS SECTION

Name	Part No.	Used on Models
LOCK WASHERS		
Breaker Plate Support Screw	106496	All
Breaker Lever Spring Screw	121752	All except 661-K-L-M
Condenser Mounting Screw	106497	660-G-L
Condenser Mounting Screw	106496	660-E
Condenser Mounting Screw	121841	661-D-K-L-M-S
Distributor Cap Spring Screw	106496	All
Felt Oil Plug Screw	113114	660-E-L; 661-K-L
Terminal Stud Nut	121752	All except 661-K-L-M
Terminal Clamp Screw	121752	All except 661-K-L-M
Terminal Stud Nut	121841	661-K-L-M
Terminal Stud Clamp Screw	121841	661-K-L-M
NUTS		
Breaker Lever Spring Screw	817363	All
Terminal Stud	817363	All
SCREWS		
Breaker Plate Attaching	816784	All
Breaker Plate Support--Lower	121749	660-E-G-L; 661-D
Breaker Lever Spring	813511	All
Contact Adjusting	816784	All
Condenser Mounting	122159	660-E
Condenser Mounting	115417	660-G-L
Condenser Mounting	131949	661-D-K-L-M-S
Distributor Cap Spring Support	121832	All
Felt Oil Plug	142424	660-E-L; 661-K-L
Terminal Stud Clamp	107710	661-D-K-L-M-S
WASHERS		
Breaker Lever Spring Screw	810794	660-E-G-L
Breaker Lever Stud Insul.--Upper and Lower (9/32x1/2x3/64)	1837832	660-E-G-L
Breaker Lever Stud Insul.--Lower (5/16x3/64)	33436	660-E-G-L
Space--Under Gear	811912	All except 661-K-L
Space--Under Breaker Plate	811912	All except 661-K-L
Shim (.005 thk.)	810074	All
Shim (.010 thk.)	810078	All
Terminal Stud Plain	810794	All
Weight	811124	All
MISCELLANEOUS		
BUSHING--Distributor Housing	1874335	661-M
Felt Oil PLUG	823551	660-E-L; 661-K-L
Felt Oil SPRING	823550	660-E-L; 661-K-L
Terminal CLIP--H.T. for 7 mm. Cable-- Pres-on type	829833	All
Terminal CLIP--H.T. for 7 mm. Cable-- Solder type	1862744	All

DISTRIBUTOR SERVICE PARTS



Illustrations are of Typical Parts only, which may vary in detail. For Parts not illustrated see Minor Parts Section.

Model No.	Distributor Cap	Distributor Cap Cover	Carbon Button	Cap Spring	Cap Spring Pin	Cap Spring Support	Housing	Main Shaft	Cam	Rotor	Condenser	Weight	Weight Spring	Weight Spring
	1	2	3	4	5	6	7	8	9	10	11	12	13	14
662-B	1837974	821604	1836913	1836915	1853292	1837939	1843046	1837948	1836893	1908846	1837944	1883498
662-K	"	"	"	"	"	"	1837496	1840026	1836891	"	1869706	1880902	†822172	†820438
662-M	1854390	1854433	"	"	"	"	1841879	1839456	"	"	1912197	"	*825861	*818196
662-R	1837974	"	"	"	"	1883330	1850948	1859691	"	1869706	"	§818196	§1835118
.....

† 822172 has 6 1/2 turns of .039 wire -- 820438 has 7 1/2 turns of .035 wire.
 * 825861 has 6 1/2 turns of .035 wire -- 818196 has 6 1/2 turns of .039 wire.
 § 818196 has 6 1/2 turns of .039 wire -- 1835118 has 5 1/2 turns of .045 wire.

MINOR PARTS SECTION


Name	Part No.	Used on Models
LOCK WASHERS		
Breaker Plate Screw	106496	All
Condenser Attaching Screw	106496	662-B-M
Distributor Cap Spring Support	106496	All
Oil Well Screw	113114	662-B
Terminal Stud Nut	121841	All
Terminal Screw	12184	662-R
NUTS		
Breaker Lever Spring Screw	817363	All
Terminal Stud	817363	All
SCREWS		
Breaker Lever Spring	813511	All
Breaker Plate Support	121749	All
Breaker Plate Attaching (upper)	816784	662-K-M
Contact Adjusting	816784	All
Condenser Attaching	122159	662-B-M
Condenser Attaching	115417	662-K-R
Distributor Cap Cover Attaching	824394	662-M
Distributor Cap Spring Support	121749	All
Terminal Stud Clamp	107710	All

Delco-Remy

PASSENGER CAR AND LIGHT TRUCK CATALOG

DISTRIBUTOR GROUP 11

DISTRIBUTOR SERVICE PARTS



Illustrations are of Typical Parts only, which may vary in detail. For Parts not illustrated see Minor Parts Section.

Model No.	Breaker Plate Lower	Breaker Plate Upper	Contact Support Lower	Contact Support Upper	Breaker Lever and Point	Breaker Lever Retainer Spring	Terminal Stud	Terminal Stud Clamp	Terminal Connector	Gear	Collar or Coupling	Gear or Coupling Pin	Grease Cup	Felt Wick
	15	16	17	18	19	20	21	22	23	24	25	26	27	28
662-B	1838624	1836904	1845785	1849876	813238	813245	1836911	26153	1836907	1837949	815003	819639
662-K	"	"	"	"	"	"	"	"	"	809673	1857492	805579	"
662-M	"	"	"	1845983	1842058	"	"	"	"	826276	829421	"	"
662-R	"	"	"	1849876	813238	"	"	"	"	809673	1857492	"	"
.....

MINOR PARTS SECTION

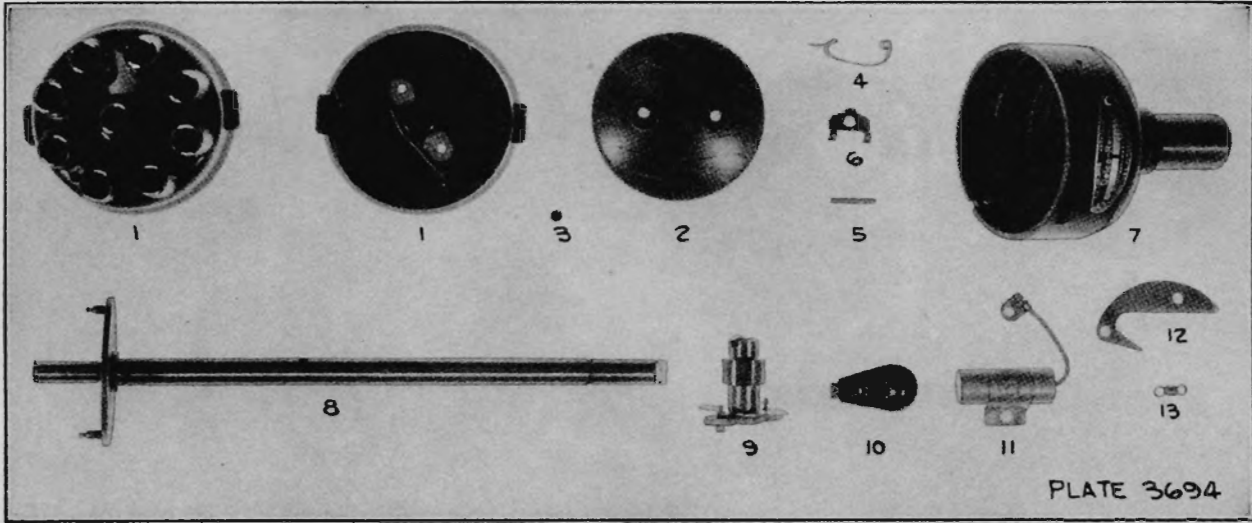
Name	Part No.	Used on Models
WASHERS		
Breaker Lever Stud Insulation	33436	662-B
Breaker Lever Spring Fastening Screw	810794	All
Breaker Lever Stud Insulation	1837832	662-B
High Tension Terminal Rubber	1854440	662-M
Space Washer (under Weight Plate)	1902495	All
Space (under Coupling)	1902495	662-B-K-M
Shim (.005 thick)	810074	All
Shim (.010 thick)	810078	All
Terminal Stud Plain	810794	662-K-M-R
Weight	811124	662-K-M-R
MISCELLANEOUS		
Advance Arm ASSEMBLY	1837917	662-B
Felt WICK (In Housing)	823551	662-B
Felt Wick SPRING (In Housing)	823550	662-B
High Tension TERMINAL, Push On Type	829833	
High Tension TERMINAL, Solder on Type	829537	
Space COLLAR--Fibre (Terminal Stud)	1877871	662-M

Delco-Remy

DISTRIBUTOR GROUP 12

PASSENGER CAR AND LIGHT TRUCK CATALOG

DISTRIBUTOR SERVICE PARTS



Illustrations are of Typical Parts only, which may vary in detail. For Parts not illustrated see Minor Parts Section.

Model No.	Dis-tributor Cap	Dis-tributor Cap Cover	Carbon Button	Cap Spring	Cap Spring Pin	Cap Spring Support	Housing	Main Shaft	Cam	Rotor	Con-denser	Weight	Weight Spring	Weight Spring
	1	2	3	4	5	6	7	8	9	10	11	12	13	14
663-A	1837974	821604	1836913	1836915	1853292	1853271	1853273	1853276	*1836893	1869705	1837944	1883498
663-B	"	"	"	"	"	1853643	1853645	1853642	"	"	1880902	822172
663-C	"	"	"	"	"	1853271	1854063	1853276	"	"	1837944	1883498
663-D	"	"	"	"	"	1855516	1855511	1855514	"	1908846	1880902	825861
663-E	"	"	"	"	"	1855986	1856027	1853276	"	1869705	1837944	1883498
663-F	"	"	"	"	"	"	1860927	"	"	"	"	"
663-G	1866660	"	"	"	"	1862091	1878572	1862093	"	"	1880902	1884610
663-H	1837974	"	"	"	"	1862241	1862243	1853642	"	"	"	822172
663-J	"	"	"	"	"	1862334	1841397	1862336	"	"	"	1856644	1856645
663-K	"	"	"	"	"	1862893	"	1862887	"	"	1881371	1835699
663-L	1857894	1857892	"	"	"	"	1866039	1840924	1866041	"	1869704	1880902	1856644
663-M	1844659	1844661	"	"	"	"	1871391	1871395	1871393	"	"	1881371	1835699
663-W	1837974	"	"	"	"	1866701	1878573	†1866706	"	"	†	†1886277
663-X	"	"	"	"	"	1866454	1866458	1866456	"	"	1880902	1887743
663-Y	"	"	"	"	"	1873026	1860927	1865964	"	"	1837944	825515
663-Z	"	"	"	"	"	"	1865952	"	"	"	"	"
663-ZX	"	"	"	"	"	"	1871543	"	"	"	"	"
.....
.....
.....

* Use 1845874 Rotor for Radio Installations.


† When replacing Cam, Weights or Weight Springs in Models with serial number below 15,000 all three parts must be replaced to get proper curve.

Delco-Remy

PASSENGER CAR AND LIGHT TRUCK CATALOG

DISTRIBUTOR GROUP 12

DISTRIBUTOR SERVICE PARTS



Illustrations are of Typical Parts only, which may vary in detail. For Parts not illustrated see Minor Parts Section.

Model No.	Breaker Plate Lower	Breaker Plate Upper	Contact Point Set	Breaker Lever Retainer Spring	Terminal Stud	Terminal Stud Clamp	Terminal Connector	Gear	Collar or Coupling	Gear or Coupling Pin	Grease Cup	Felt Wick
	15	16	17-19	20	21	22	23	24	25	26	27	28
663-A	1853281	1871869	1853625	26153	1853289	1837949	815003	*109460	819639
663-B	"	"	"	"	"	819741	1862218	805579	"
663-C	"	"	"	"	"	1837949	815003	*109460	"
663-D	"	"	"	"	"	809673	1857492	805579	"
663-E	"	"	"	"	1856028	1283994	"	*109460	"
663-F	"	"	"	"	"	"	"	* " "	"
663-G	"	"	"	"	1853289	809673	†	* " "	"
663-H	"	"	"	"	"	819741	1862218	805579	"
663-J	"	"	"	"	"	"	1857492	"	"
663-K	"	"	"	"	"	"	"	"	"
663-L	1866045	1881853	"	"	1865978	"	"	"	"
663-M	"	"	"	"	"	826276	829421	"	"
663-W	1865968	1871870	"	"	"	1859325	1862218	"	"
663-X	"	"	"	"	"	819741	"	"	"
663-Y	"	"	"	"	"	1283994	822273	*109460	"
663-Z	"	"	"	"	"	"	"	* " "	"
663-ZX	"	"	"	"	"	"	"	* " "	"
.....
.....
.....

* Lubricating Nipple.

† 1857492 is 1/8 diam. -- 829421 (3/16 diam.) also used.

Delco-Remy

DISTRIBUTOR GROUP 12

PASSENGER CAR AND LIGHT TRUCK CATALOG

DISTRIBUTOR SERVICE PARTS

MINOR PARTS SECTION

Name	Part No.	Used on Models
LOCK WASHERS		
Breaker Lever Spring Screw	138530	663-A-B-C-D-E-F-G-H-J-K
Breaker Plate Hold Down Screw	106496	663-A-B-C-D-E-F-G-H-J-K
Cap Spring Support Screw	106496	All
Condenser Attaching Screw	106496	All
Condenser Lead Attaching Screw	106496	663-A-B-C-D-E-F-G-H-J-K
Ground Lead Screw	106496	663-A-B-C-D-E-F-G-H-J-K
Oil Wick Spring	113114	663-A-C-E-F-G-Y-Z-ZX
Terminal Stud	121841	All
Vacuum Control Attaching Screw	106497	All
Vacuum Control Arm--To Breaker Plate Screw . .	106495	663-L-M-W-X-Y-Z-ZX
NUTS		
Breaker Lever Spring Attaching	817363	All
Ground Lead Screw (To Housing)	817363	663-A-B-C-D-E-F-G-H-J-K
Terminal Stud	817363	All
SCREWS		
Breaker Lever Spring Attaching--8-32x7/16	1858576	663-L-M-W-X-Y-Z-ZX
Breaker Lever Spring Attaching--8-32x7/32	813511	663-All
Breaker Plate Hold Down	122159	663-A-B-C-D-E-F-G-H-J-K
Contact Adjusting	816784	All
Condenser Attaching	122159	663-A-B-C-D-E-F-G-H-J-K
Condenser Attaching	141547	663-L-M-W-X-Y-Z-ZX
Condenser Lead Attaching	116198	All
Distributor Cap Cover	824394	663-L-M
Distributor Cap Spring Support	122159	All
Ground Lead (To Housing)	115434	663-A-B-C-D-E-F-G-H-J-K
Hold Down	1853640	663-B
Oil Wick Spring	109439	663-A-C-E-F-G-Z-ZX
Terminal Clamp	107710	All
Vacuum Control Attaching--10-32x1/4	135616	663-A-B-C-D-E-F-G-H-J-K
Vacuum Control Attaching--10-32x5/16	142210	663-L-M-W-X-Y-Z-ZX
Vacuum Control Arm Attaching--To Breaker Plate	141542	663-L-M-W-X-Y-Z-ZX
WASHERS		
Breaker Lever Spring Screw Insulation	1865977	663-L-M-W-X-Y-Z-ZX
Breaker Lever Spring Screw Plain	810794	663-L-M-W-X-Y-Z-ZX
Breaker Plate Ground Spring	1865983	663-L-M-W-X-Y-Z-ZX
Hold Down Screw	110959	663-B
Shim--.005 thick	810074	All except E-F-Y-Z-ZX
Shim--.010 thick	810078	All except E-F-Y-Z-ZX
Shim--.005 thick	1848595	663-E-F-Y-Z-ZX
Shim--.010 thick	1848596	663-E-F-Y-Z-ZX
Space--Under Gear or Coupling	1849806	663-A-C-G
Space--Under Gear	1266718	663-E-F-Y-Z-ZX
Space--Under Weight Plate	1849806	663-A-C-E-F-G-Y-Z-ZX
Space--Under Weight Plate	811912	663-B-D-H-J-L-M-X
Space--Under Coupling	811912	663-D-K-L-M-W
Terminal Stud Insulation--Inside	1853286	663-A-B-C-D-E-F-G-H-J-K
Terminal Stud Plain	810794	663-A-B-C-D-E-F-G-H-J-K
Weight	811124	All
MISCELLANEOUS		
BALL (Breaker Plate Bearing)	145635	All
Ball Bearing Retainer PLATE	1853278	663-A-B-C-D-E-F-G-H-J-K
Breaker Lever Spring Screw BUSHING	821033	663-L-M-W-X-Y-Z-ZX
Breaker Lever Spring Screw LOCK CLIP	1868992	663-L-M
Breather PIPE	1860880	663-B-X
BUSHING--Distributor Housing	1855984	663-E-Y-Z-ZX
BUSHING--Distributor Housing	1874335	663-B-X
Connector Lead SUPPORT	1864769	663-A-B-G-H-J
Ground LEAD	1853288	663-A-B-C-D-E-F-G-H-J-K
Hold Down SPRING	1853639	663-B
Lock CLIP--Breaker Lever Spring Screw Nut	1868992	663-L-M-W-X-Y-Z-ZX
Low Tension LEAD	1857905	663-L
Oil WICK--In Housing	823551	663-A-C-E-F-G-Y-Z-ZX
Oil Wick SPRING	823550	663-A-C-E-F-G-Y-Z-ZX

Delco-Remy

PASSENGER CAR AND LIGHT TRUCK CATALOG

DISTRIBUTOR GROUP 12

DISTRIBUTOR SERVICE PARTS

MINOR PARTS SECTION

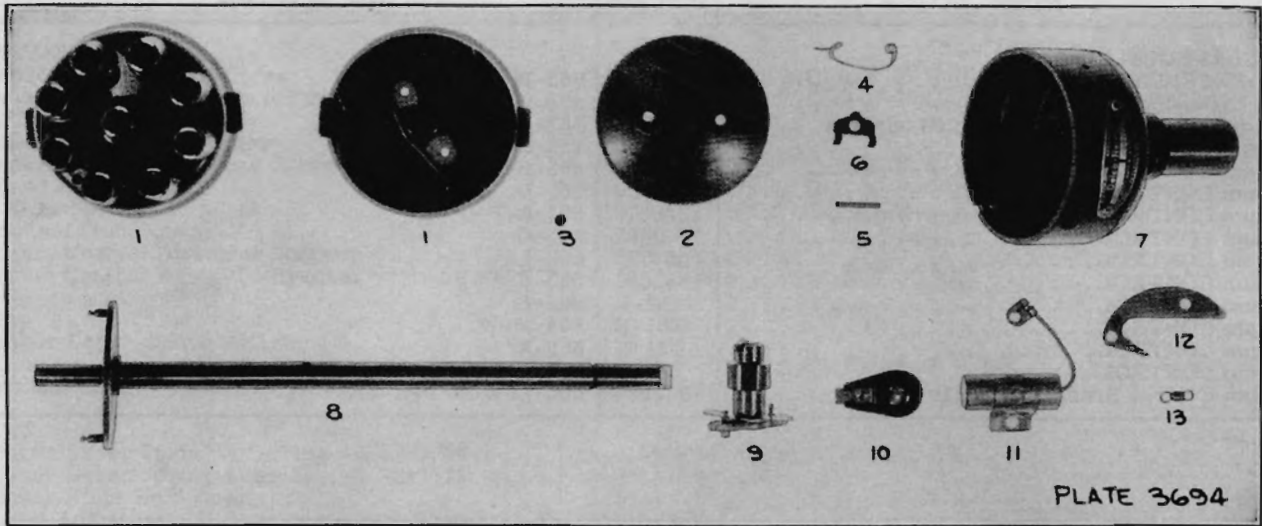
Name	Part No.	Used on Models
MISCELLANEOUS--Continued		
Shaft EXTENSION	1866484	663-W
Shaft Extension SPRING	1859326	663-W
Terminal Stud Insulating BUSHING--Inside	1865985	663-L-M-W-X-Y-Z-ZX
Vacuum CONTROL	1853160	663-A-C
Vacuum CONTROL	1853600	663-B-H
Vacuum CONTROL	1855839	663-D
Vacuum CONTROL	1856978	663-E-F
Vacuum CONTROL	1862097	663-G
Vacuum CONTROL	1862338	663-J
Vacuum CONTROL	1863092	663-K
Vacuum CONTROL	681-L	663-L
Vacuum CONTROL	681-R	663-M-W
Vacuum CONTROL	681-N	663-X
Vacuum CONTROL	681-H	663-Y-Z-ZX
Vacuum Control Bracket CLAMP	1865984	663-L-W-X-Y-Z-ZX

Delco-Remy

DISTRIBUTOR GROUP 13

PASSENGER CAR AND LIGHT TRUCK CATALOG

DISTRIBUTOR SERVICE PARTS



Illustrations are of Typical Parts only, which may vary in detail. For Parts not illustrated see Minor Parts Section.

Model No.	Distributor Cap	Distributor Cap Cover	Carbon Button	Cap Spring	Cap Spring Pin	Cap Spring Support	Housing	Main Shaft	Cam	Rotor	Condenser	Weight	Weight Spring	Weight Spring
	1	2	3	4	5	6	7	8	9	10	11	12	13	14
665-C	1837974	821604	1836913	1836915	1853292	1859130	1859133	1849252	1836893	1869704	825469	820438
.....
.....
.....
.....

MINOR PARTS SECTION


Name	Part No.	Used on Models
LOCK WASHERS		
Breaker Lever Spring Screw	121752	665-C
Breaker Plate Support Screw	106496	665-C
Condenser Attaching Screw	121841	665-C
Distributor Cap Spring Support Screw	106496	665-C
Terminal Stud Nut	121752	665-C
Terminal Screw	121752	665-C
NUTS		
Terminal Stud	817363	665-C
Breaker Lever Spring Screw	817363	665-C
SCREWS		
Breaker Lever Spring	813511	665-C
Breaker Plate Support	115607	665-C
Contact Adjusting	816784	665-C
Condenser Attaching	131949	665-C
Distributor Cap Spring Support	115434	665-C
Terminal	107710	665-C

Delco-Remy

PASSENGER CAR AND LIGHT TRUCK CATALOG

DISTRIBUTOR GROUP 13

DISTRIBUTOR SERVICE PARTS



Illustrations are of Typical Parts only, which may vary in detail. For Parts not illustrated see Minor Parts Section.

Model No.	Breaker Plate Lower	Breaker Plate Upper	Contact Point Set	Breaker Lever Retainer Spring	Terminal Stud	Terminal Stud Clamp	Terminal Connector	Gear	Collar or Coupling	Gear or Coupling Pin	Grease Cup	Felt Wick
	15	16	17-19	20	21	22	23	24	25	26	27	28
665-C	1843440	1871869	813245	1836911	26153	819741	813131	805579	819639
.....
.....
.....

MINOR PARTS SECTION

Name	Part No.	Used on Models
WASHERS		
Between Ball Bearing	812077	665-C
On Tachometer Shaft	811935	665-C
Shim--.005 thick	810074	665-C
Shim--.010 thick	810078	665-C
Terminal Stud Nut	810794	665-C
Under Coupling	811912	665-C
Under Gear	810085	665-C
Weight	811124	665-C
MISCELLANEOUS PARTS		
BALL BEARING	907502	665-C
GEAR--On Main Shaft	1859134	665-C
GEAR--On Tachometer Shaft	860857	665-C
Gear PIN	860870	665-C
PLUG--Gear Chamber	811616	665-C
Tachometer Drive SHAFT	860898	665-C

Delco-Remy

DISTRIBUTOR GROUP 14

PASSENGER CAR AND LIGHT TRUCK CATALOG

DISTRIBUTOR SERVICE PARTS

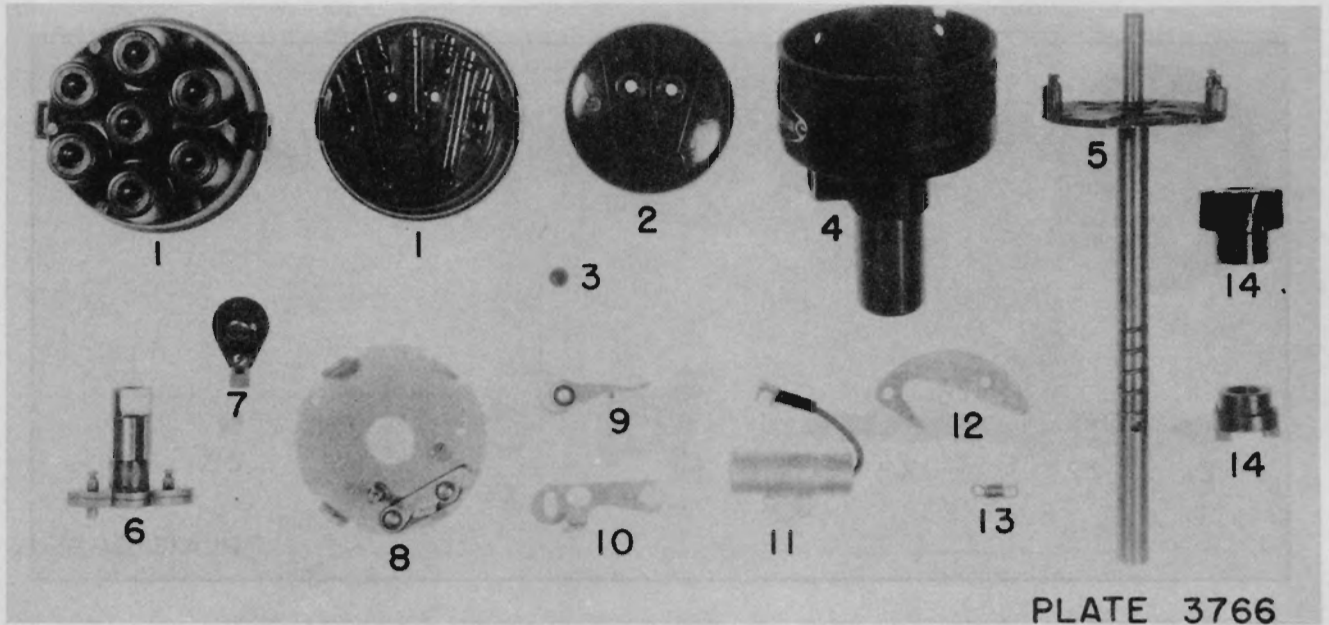


PLATE 3766

Illustrations are of Typical Parts only, which may vary in detail. For Parts not illustrated see Minor Parts Section.

Model No.	Distributor Cap	Distributor Cap Cover	Distributor Cap Carbon Button	Distributor Housing	Main Shaft	Cam	Rotor	Breaker Plate	Contact Point Set	Condenser	Weight	Weight Spring	Gear or Coupling
	1	2	3	4	5	6	7	8	9-10	11	12	13	14
1110008	824735	821604	1868079	1879058	1879094	820445	1847643	1855720	1869704	1867110	1887885	1865180
1110018	1867722	"	1872457	"	"	"	"	"	1849126	"	"	"
1110030	824735	"	"	"	"	"	"	"	1900272	"	"	"
1110045	"	"	1877908	1877911	"	"	"	"	"	"	"	*069537
1110052	"	"	1868079	1879058	"	"	"	"	"	1879063	1903693	1865180
1110061	1867722	"	1872457	"	"	"	"	"	1849126	"	"	"
1110062	824735	"	"	"	"	"	"	"	1900272	"	"	"
1110063	"	"	1877908	1877911	"	"	"	"	"	"	"	*069537
1110073	"	"	1872457	1879058	"	"	"	"	"	1867110	1843710	1865180
1110075	"	"	1868079	1881926	1881276	"	"	"	"	1881371	1883343	1910021
1110087	"	"	1872457	"	1879094	"	"	"	"	1879063	1903693	1881928
1110089	"	"	1868079	"	"	"	"	"	"	1882028	820722	1865180
1110090	"	"	1882228	"	1882230	"	1883370	1882391	1869704	1879063	1882595	"
1110092	"	"	1882392	1882394	1882396	"	1847643	1855720	"	1863143	1886558	1868619
1110094	"	"	1882764	1882767	1882770	"	"	"	"	1880902	1882774	1855375
1110095	"	"	"	1882776	1882778	"	"	"	1900272	1882907	1882995	"
1110100	"	"	1885389	1881926	1881276	"	"	"	"	1881371	1883343	1865180
1110102	"	"	1877908	1883728	"	"	"	"	"	"	"	*069537
1110116	"	"	1868079	1886263	1886264	"	"	"	"	"	"	1884199
1110126	"	"	1884976	1884979	1881276	"	"	"	"	"	"	809673
1110132	"	"	1882392	1882394	1882396	"	"	"	1869704	1863143	1886558
.....
.....
.....
.....

* Purchase from G.M.T.

† 1880972 Weight Spring--6 1/2 turns of .041 wire is also used. 1843710 Spring has 5 1/2 turns of .045 wire.

Delco-Remy

PASSENGER CAR AND LIGHT TRUCK CATALOG

DISTRIBUTOR GROUP 14

DISTRIBUTOR SERVICE PARTS

MINOR PARTS SECTION

Name	Part No.	Used on Models
LOCK WASHERS		
Breaker Plate Support Screw	106496	All
Condenser Attaching Screw	106496	All
Condenser Terminal	118869	1110018-61-62-63
Distributor Cap Spring Support Screw	106496	All
Terminal Screw	121841	All
Terminal Stud--Ground	121841	1110090
Vacuum Control Arm Screw	121801	1110092-1110132
Weight Hold Down Plate Nut (2 hole) No. 8	1861711	1110008-18-30-45-52-61-62-63
Weight Hold Down Plate Nut (2 hole) No. 10	1877510	1110008-18-30-45-61-62-63-73-75-87-89-90-94-95-1110100-02-16-26
Weight Hold Down Plate Nut (1 hole) No. 8	106496	1110061-62-63
Weight Hold Down Plate Nut (1 hole) No. 10	106497	1110094-95-1110126
NUTS		
Condenser Terminal	817363	1110008
Dist. Cap Spring Screw--Insulation	1882246	1110090
Terminal Stud--Inside	817363	1110008-18-30-45-52
Terminal Stud--Inside	1882248	1110090
Terminal Stud--Inside	120622	1110100-02-16-26-32
Terminal Stud--Outside	120622	1110008-18-30-45-52-61-62-73-87-89-90-92-94-95-1110132
Weight Hold Down Plate (8-32)	120622	1110008-18-30-45-52-61-62-63-73-75
Weight Hold Down Plate (10-32)	120614	1110008-18-30-45-52-61-62-63-73-75-87-89-90-94-95-1110100-02-16-26
SCREWS		
Breaker Plate Support	121749	All
Breaker Lever Spring Attaching	813511	1110045
Contact Adjusting	816784	All
Condenser Attaching	131949	1110008-30-45-52-62-63-73-75-87-89-90-92-94-95-1110100-02-16-26-32
Condenser Attaching	121749	1110018-61
Condenser Terminal	122159	1110018-61
Distributor Cap Spring Support	121832	All except 1110090-1110116
Distributor Cap Spring Support	822417	1110092
Rotor Segment	1842722	1110052
Vacuum Control Arm	1882270	1110092-1110132
Vacuum Control Bracket Tension Spring	1882397	1110092-1110132
WASHERS		
Shim--.005 thk.	810074	1110045-52-63-94-95-1110102-26-32
Shim--.010 thk.	810078	1110045-52-63-94-95-1110102-26-32
Space--Under Gear or Coupling	811912	1110045-94-95-1110102-26
Space--Under Weight Plate	811912	1110045-63-92-94-95-1110102-26-32
Terminal Stud	810794	1110008-18-30-45-52-61-62-63-73-75-87-89-90-92-94-95-1110100-02-16-26-32
Terminal Stud--Outside	816806	1110008-18-30-45-52-61-62-63-73-75-87-89-90-92-94-95-1110100-02-16-26-32
Terminal Stud--Plain--Outside	813731	1110008-18-30-45-52-61-62-63-73-75-87-89-90-92-94-95-1110100-02-16-26-32
Weight	811124	1110094-95
MISCELLANEOUS		
BUSHING--Terminal Stud--Ins.	1878405	1110008-18-30-45-52-61-62-63-73-75-87-89-90-92-94-95-1110100-02-16-26-32
BUSHING--Distributor Housing	1855984	1110018-30-87
BUSHING--Distributor Housing--Lower and Upper.	1855984	1110061-62-73-1110100
BUSHING--Distributor Housing--Lower and Upper.	825463	1110092-1110132
BUSHING--Distributor Housing--Lower and Upper.	1880615	1110126
BUSHING--Distributor Housing--Lower and Upper.	1883486	1110112
CLIP--Breaker Lever Retainer	813245	1110008-18-30-45
CUP--Weight Hold Down	1858747	1110075-1110100-02-26
CUP--Weight Hold Down	1882781	1110095
Felt WICK--In Cam	816803	All
Grease CUP	805579	All
INSULATION STRIP--Breaker Plate	1882243	1110090
LEAD--Condenser	1840376	1110018

Delco-Remy

DISTRIBUTOR GROUP 14

PASSENGER CAR AND LIGHT TRUCK CATALOG

DISTRIBUTOR SERVICE PARTS

MINOR PARTS SECTION

Name	Part No.	Used on Models
MISCELLANEOUS--Continued		
LEAD--Condenser	1871681	1110061
PIN--Coupling	817267	1110045-63-1110102
PIN--Gear	1857502	1110008-18-30-52-61-62-73-75-89-90-1110100-16
PIN--Gear	1861374	1110087
PIN--Gear	829421	1110126
PIN--Shaft Collar	813131	1110092
PIN--Shaft Collar	822273	1110094-95
PLATE--Weight Hold Down	1862074	1110008-18-30-45-52-61-62-63-73-87-89-90
PLATE--Weight Hold Down (CW--for No. 10 Stud)	1885557	1110094
PLATE--Weight Hold Down	1886135	1110116
PLUG--Fibre--In Grease Cup Hole	1869303	1110008-18-30-45-52-63-90-1110102
Rotor SEGMENT	1842721	1110061
SPRING--Distributor Cap	1871838	All
SPRING--In Grease Cup Hole	1845715	1110008-18-30-45-52-63-90-1110102
SPRING--Vacuum Control Tension	1882441	1110092-1110132
STUD--Ground Terminal--7/8" long	1882244	1110090
SUPPORT--Distributor Cap Spring	1847289	All
Terminal STUD	1847647	1110008-18-30-45-52-61-62-63-73-75-87-89-90-92-94-95-1110100-02-16-26-32
VACUUM CONTROL--Distributor	1882538	1110092
VACUUM CONTROL--Distributor	1886217	1110132

Delco-Remy

PASSENGER CAR AND LIGHT TRUCK CATALOG

DISTRIBUTOR GROUP 15

DISTRIBUTOR SERVICE PARTS




PLATE 4007

Illustrations are of Typical Parts only, which may vary in detail. For Parts not illustrated see Minor Parts Section.

Model No.	Dis-tributor Cap	Dis-tributor Housing	Shaft	Cam	Break-er Plate	Contact Point Set	Con-denser	Rotor	Weight	Weight Spring	Collar, Gear or Coup-ling	Gear or Coup-ling Pin	Vacuum Control
	1	2	3	4	5	6-7	8	9	10	11	12	13	14
1110202	1867722	1866161	1866886	1867181	1866028	1871678	1869704	820445	1863143	1887743	1858578	1862218	681-M
1110203	824735	1866019	†1869155	†1869156	“	“	“	“	† 818222	† 818494	*1868619	813131	681-K
1110213	“	1866482	1886292	1869568	“	“	“	“	1863143	1886227	1859325	1862218	1116035
1110214	“	“	“	1866163	“	“	“	“	818222	1911146	“	“	1116039
1110216	“	1885672	1885675	1885677	1869583	†	“	“	1881371	1911484	1885679	“	1116044
1110217	1911597	1866161	1866896	1867181	1866028	1871678	1869705	“	“	1887743	1858578	“	681-M
.....
.....
.....
.....

* Shaft Extension and Collar.

† When replacing Shaft, Cam, Weight or Weight Spring on models prior to serial number J-7-37 all of the above parts marked † must be used to secure correct curve.

† Order one each: 813238 Breaker Lever -- 1871865 Contact Support.

Delco-Remy

DISTRIBUTOR GROUP 15

PASSENGER CAR AND LIGHT TRUCK CATALOG

DISTRIBUTOR SERVICE PARTS

MINOR PARTS SECTION

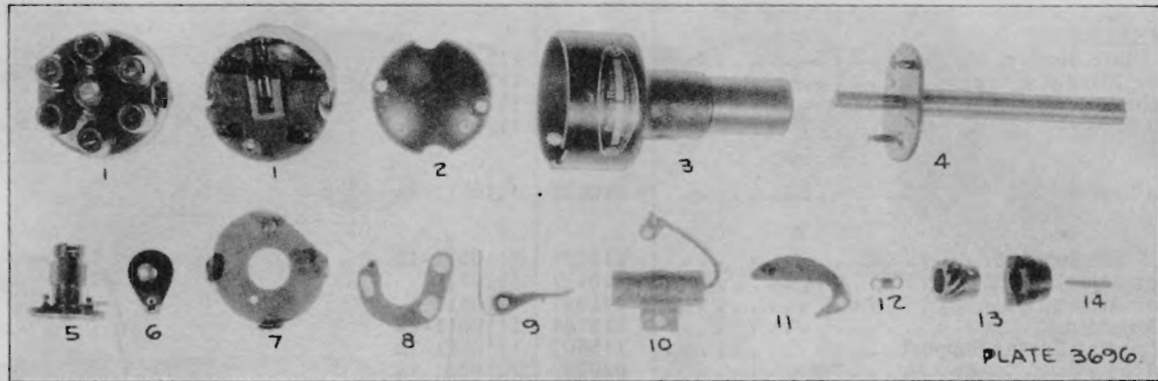
Name	Part No.	Used on Models
LOCK WASHERS		
Condenser Attaching Screw	106496	1110202-03-13-14-16-17
Distributor Cap Spring Screw	106496	1110202-03-13-14-16-17
Terminal Clamp Screw	121841	1110202-03-13-14-16-17
Terminal Stud Nut	121841	1110202-03-13-14-16-17
Vacuum Control Attaching Screw	106497	1110202-03-13-14-16-17
Vacuum Control Arm Attaching Screw	106495	1110202-03-13-14-16-17
NUTS		
Breaker Lever Spring Attaching Screw	817363	1110202-03-13-14-16-17
Terminal Stud	817363	1110202-03-13-14-16-17
Weight Hold Down Plate (No. 10)	120614	1110216
SCREWS		
Breaker Lever Spring Attaching (8-32x7/16)	1858576	1110202-03-13-14-16-17
Condenser Attaching	131949	1110202-03-13-14-16-17
Contact Adjusting	816784	1110202-03-13-14-16-17
Distributor Cap Spring	122159	1110202-03-13-14-16-17
Terminal Clamp	107710	1110202-03-13-14-16-17
Vacuum Control Attaching (10-32x1/4)	132892	1110202-03-13-14-16-17
Vacuum Control Arm Attaching--To Breaker Plate	141542	1110202-03-10-13-14
Vacuum Control Arm Attaching--To Breaker Plate	1872646	1110216
WASHERS		
Breaker Lever Spring Screw Insulation	1865977	1110202-03
Breaker Lever Spring Screw Insulation Bushing	821033	1110202-03
Breaker Lever Spring Attaching Screw--Plain	810794	1110202-03
Breaker Plate Ground Spring	1865983	1110202-03
Shim (.005 thk.)	810074	1110202-03-13-14-16-17
Shim (.010 thk.)	810078	1110202-03-13-14-16-17
Space--Under Weight Plate	811912	1110202-03-13-14-16-17
Space--Under Gear, Coupling or Collar	811912	1110202-16
Terminal Stud Insulation	1865985	1110213-14-16
Weight	811124	1110202-03
MISCELLANEOUS		
BALL--Breaker Plate Bearing	145639	1110202-03-13-14-16-17
Breather PIPE	1860880	1110202-03
BUSHING--Distributor Housing	1874335	1110202
BUSHING--Distributor Housing	1909003	1110216
Carbon BUTTON--Distributor Cap	821604	1110202-03-13-14-16-17
CLAMP--Vacuum Control Bracket	1865984	1110202-03-13-14
CLIP--Breaker Lever Spring Screw Lock	1868992	1110213-14-16-17
Grease CUP	805579	1110203-13-14-17
LEAD--Breaker Plate Ground	1879140	1110213-14-16-17
LEAD--Terminal Connector	1865978	1110202-03-13-14-16-17
PLATE--Weight Hold Down	1885557	1110216
Shaft EXTENSION	1866484	1110213-14
SPRING--Distributor Cap	1871838	1110202-03-13-14-16-17
SPRING--Shaft Extension	1859326	1110213-14
SUPPORT--Distributor Cap Spring	1847289	1110202-03-13-14-16-17
Terminal CLAMP	26153	1110202-03-13-14-16-17
Terminal STUD and BUSHING	1853625	1110202-03-13-14-16-17
Terminal Stud Insulation BUSHING	1865985	1110202-03-17
WICK--Felt--In Cam	816803	1110202-03-13-14-16-17

Delco-Remy

PASSENGER CAR AND LIGHT TRUCK CATALOG

DISTRIBUTOR GROUP 16

DISTRIBUTOR SERVICE PARTS



Illustrations are of Typical Parts only, which may vary in detail. For Parts not illustrated see Minor Parts Section.

Model No.	Dis-tributor Cap	Dis-tributor Cap Cover	Dis-tributor Housing	Main Shaft	Cam	Rotor	Break-er Plate	Contact Point Set	Con-denser	Weight	Weight Spring	Collar, Gear or Coup-ling	Gear Pin
	1	2	3	4	5	6	7	8-9	10	11	12	13	14
1110511	1838100	820676	1835643	817258	816774	826474	1855520	1910225	823595	1884615	1849238	813131
1110512	"	1882553	*1882555	"	"	"	"	1869705	*	1882956	1845656	"
.....
.....

* Shaft includes Weights.

Delco-Remy

DISTRIBUTOR GROUP 16

PASSENGER CAR AND LIGHT TRUCK CATALOG

DISTRIBUTOR SERVICE PARTS

MINOR PARTS SECTION

Name	Part No.	Used on Models
LOCK WASHERS		
Breaker Plate Support Screw	106496	1110511-12
Condenser Attaching Screw	106497	1110511-12
Distributor Cap Spring Support Screw	106496	1110511-12
Terminal Screw	106496	1110511-12
NUTS		
Terminal Screw	120622	1110511-12
SCREWS		
Breaker Plate Support	115607	1110511-12
Condenser Attaching	115417	1110511-
Condenser Attaching	141547	1110512
Contact Adjusting	816784	1110511-12
Distributor Cap Spring Support	115607	1110511-12
Terminal	820987	1110511-12
WASHERS		
Shim (.005 thk.)	810074	1110511
Shim (.010 thk.)	810078	1110511
Shim (.005 thk.)	1848595	1110512
Shim (.010 thk.)	1848596	1110512
Space--Below Cam or Weight Plate	810085	1110511-12
Space--Under Collar	1837617	1110512
Space--Under Coupling or Gear	811912	1110511
Terminal Screw--Insulation--Inside	820988	1110511-12
Terminal Screw--Insulation Bushing	1904600	1110511-12
Terminal Screw--Insulation--Outside	816806	1110511-12
Terminal Screw--Plain--Outside	807716	1110511-12
Weight	811124	1110511
MISCELLANEOUS		
Breaker Lever Spring Ins. STRIP	820991	1110511-12
BUSHING--Distributor Housing	825463	1110512
Distributor Cap Carbon BUTTON	821604	1110511-12
Distributor Cap SPRING	816801	1110511-12
Distributor Cap Spring SUPPORT	826476	1110511-12
Felt WICK--In Cam	816803	1110511-12
Grease CUP	805579	1110511-12

Delco-Remy

PASSENGER CAR AND LIGHT TRUCK CATALOG

DISTRIBUTOR GROUP 17

DISTRIBUTOR SERVICE PARTS

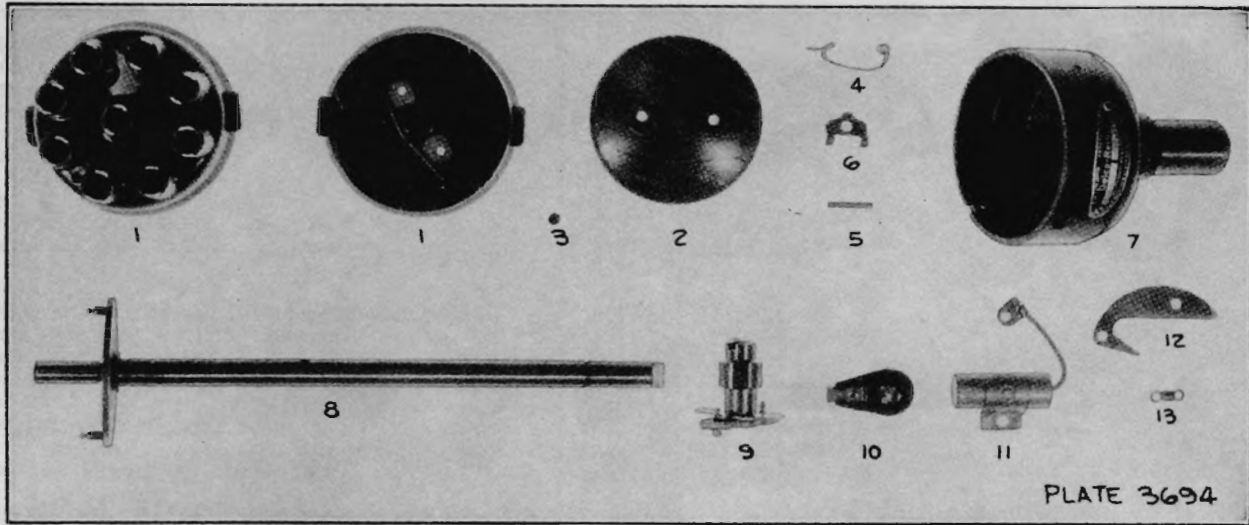


PLATE 3694

Illustrations are of Typical Parts only, which may vary in detail. For Parts not illustrated see Minor Parts Section.


Model No.	Distributor Cap	Distributor Cap Cover	Cap Carbon Button	Cap Spring	Cap Spring Pin	Cap Spring Support	Housing	Main Shaft	Cam	Rotor	Condenser	Weight	Weight Spring	Weight Spring
	1	2	3	4	5	6	7	8	9	10	11	12	13	14
1110604	1837974	821604	1836913	1836915	1853292	1865917	1854836	1865919	1836893	1869704	818222	1884610
1110606	1878006	"	"	"	"	1837669	1881439	1881440	"	1900272	1845036	1883899
1110607	"	"	"	"	"	1882530	1882531	"	"	"	"	1885888
.....
.....

Delco-Remy

DISTRIBUTOR GROUP 17

PASSENGER CAR AND LIGHT TRUCK CATALOG

DISTRIBUTOR SERVICE PARTS



Illustrations are of Typical Parts only, which may vary in detail. For Parts not illustrated see Minor Parts Section.

Model No.	Breaker Plate Lower	Breaker Plate Upper	Contact Point Set	Contact and Support Upper	Breaker Lever Retainer Spring	Terminal Stud	Terminal Stud Clamp	Terminal Connector	Gear	Coupling	Gear or Coupling Pin	Grease Cup	Felt Wick
	15	16	17-18	19	20	21	22	23	24	25	26	27	28
1110604	1843440	1871869	813245	1836911	26153	809673	1857492	805579	819639
1110606	"	"	"	"	"	1837384	813131	"	"
1110607	"	"	"	"	"	"	"
.....
.....

Delco-Remy

PASSENGER CAR AND LIGHT TRUCK CATALOG

DISTRIBUTOR GROUP 17

DISTRIBUTOR SERVICE PARTS

MINOR PARTS SECTION

Name	Part No.	Used on Models
LOCK WASHERS		
Breaker Plate Support Screw	106496	1110604-07
Condenser Attaching Screw	106496	1110604-07
Distributor Cap Spring Support Screw	106496	1110604-06-07
Terminal Clamp Screw	121841	1110604-06-07
Terminal Stud--Inside	114602	1110604-06-07
NUTS		
Breaker Lever Spring Attaching Screw	817363	1110604-06-07
Terminal Stud--Inside	817363	1110604-06-07
SCREWS		
Breaker Lever Spring Attaching (8-32x9/32)	813511	1110604-06-07
Breaker Plate Support--Lower	121832	1110604-06-07
Condenser Attaching	141547	1110604
Condenser Attaching	131954	1110606
Contact Attaching or Adjusting	816784	1110604-06-07
Distributor Cap Spring Support	121832	1110604-06-07
Terminal Clamp	1835943	1110604-06
Terminal Clamp	107710	1110607
WASHERS		
Breaker Lever Spring Attaching Screw	810794	1110604-06-07
Shim (.005 thk.) As needed	810074	1110604-06
Shim (.010 thk.) As needed	810078	1110604-06
Space--Under Coupling	1849806	1110604-06-07
Space--Under Weight Plate	1849806	1110604-06
Terminal Plain--Inside	810794	1110604-06-07
Weight	811124	1110604-06-07
MISCELLANEOUS		
BUSHING--Distributor Housing	825463	1110607
COLLAR--Terminal Stud Space--Fibre	1877871	1110606-07

Delco-Remy

DISTRIBUTOR GROUP 18

PASSENGER CAR AND LIGHT TRUCK CATALOG DISTRIBUTOR SERVICE PARTS




PLATE 4009

Illustrations are of Typical Parts only, which may vary in detail. For Parts not illustrated see Minor Parts Section.

Model No.	Dis-tributor Cap	Dis-tributor Cap Cover	Housing	Shaft	Cam	Rotor	Break-er Plate	Contact Point Set	Con-denser	Weight	Weight Spring	Gear, Collar or Coup-ling	Vacuum Control
	1	2	3	4	5	6	7	8-9	10	11	12	13	14
1110801	1837974	1873026	1868626	1868311	1836893	1865968	1871870	1869704	1837944	*1885890	1283902	681-H
1110802	"	1879591	1878573	1866706	"	"	"	"	1863143	1886277	1859325	681-R
1110803	1838131	1874332	1868894	1878573	"	"	"	"	"	"	"	"	"
1110804	1837974	1878878	1866458	1866456	"	"	"	"	818222	1887553	819741	1116021
1110805	"	1873026	1874330	1874329	"	"	"	"	1837944	1887303	1283902	681-H
1110806	"	1879005	1878572	1879007	"	1866045	1881853	"	818222	1884610	809673	1116020
1110807	"	"	"	"	"	"	"	"	"	"	"	1116030
1110808	"	1879591	1886279	1866706	"	1865968	1871870	"	1863143	1886277	1859325	1116036
1110811	"	1910469	1910471	1885343	"	"	"	"	1881371	1885339	1116041
1110813	1911566	1878878	1866458	1866456	"	"	"	"	1880902	1887553	819741	1116021

* 1885890 Spring has 6 1/2 turns of .029 wire, 1886156 Spring has 6 1/2 turns of .040 wire, one each required. When lower advance curve is required use two 822172 Weight Springs.

Delco-Remy

PASSENGER CAR AND LIGHT TRUCK CATALOG

DISTRIBUTOR GROUP 18

DISTRIBUTOR SERVICE PARTS

MINOR PARTS SECTION

Name	Part No.	Used on Models
LOCK WASHERS		
Condenser Attaching Screw	106496	1110801-02-03-04-05-07-08-13
Distributor Cap Spring Screw	106496	1110801-02-03-04-05-06-07-08-11-13
Felt Wick Spring Screw	113114	1110801-05
Terminal Clamp Screw	121841	1110801-02-03-04-05-06-07-08-11-13
Terminal Stud Nut	121841	1110801-02-03-04-05-06-07-08-11-13
Vacuum Control Screw	106497	1110801-02-03-04-05-06-07-08-11
Vacuum Control Arm Attaching Screw	106495	1110801-02-03-04-05-06-07-08-11
NUTS		
Breaker Lever Spring Attaching Screw	817363	1110801-02-03-04-05-06-07-08-11-13
Terminal Stud	817363	1110801-02-03-04-05-06-07-08-11-13
SCREWS		
Breaker Lever Spring Attaching (8-32x7/16)	1858576	1110801-02-03-04-05-06-07-08-11-13
Contact Adjusting	816784	1110801-02-03-04-05-06-07-08-11-13
Condenser Attaching	141547	1110801-02-03-04-05-06-07-08-11-13
Distributor Cap Cover	803912	1110803
Distributor Cap Spring Support	122159	1110801-02-03-04-05-06-07-08-11-13
Felt Wick Spring	109439	1110801-05
Felt Wick Spring (Flat Head)	1880477	1110801-05
Terminal Clamp (Round Head)	107710	1110802-03-04-05-06-07-08-13
Terminal Clamp (Hex. Head)	1835943	1110801-11
Vacuum Control Attaching	132892	1110801-02-03-04-05-06-07-08-11
Vacuum Arm Attaching (To Breaker Plate)	141542	1110801-02-03-04-05-06-07-08
Vacuum Arm Attaching (To Breaker Plate)	132688	1110811
WASHERS		
Breaker Plate Ground Spring	1865983	1110801-02-03-05
Breaker Lever Spring Screw	1865977	1110801-02
Shim--.005 thk.	1848595	1110801-05
Shim--.005 thk.	810074	1110802-03-04-06-07-08-13
Shim--.010 thk.	1848596	1110801-05
Shim--.010 thk.	810078	1110802-03-04-06-07-08-13
Space--Under Coupling	811912	1110806-07
Space--Under Gear	1266718	1110801-05
Space--Under Weight Plate	1849806	1110801-05
Space--Under Weight Plate	811912	1110802-03-04-06-07-08-11-13
Weight	811124	1110801-02-03-05-06
MISCELLANEOUS		
BALL--Breaker Plate Bearing	145639	1110801-02-03-04-05-06-07-08-11-13
Breather PIPE	1860880	1110802-04
BUSHING--Distributor Housing	1874335	1110804
BUSHING--Distributor Housing	1855984	1110801-05
BUSHING--Terminal Stud	1865985	1110801-02-03-04-05-06-07-08-11-13
BUTTON--Distributor Cap Carbon	821604	1110801-02-03-04-05-06-07-08-11-13
CLAMP--Vacuum Control Bracket	1865984	1110801-02-03-04-05-06-07-08
Felt WICK--In Cam	819639	1110801-02-03-04-05-06-07-08-11-13
Felt WICK--In Housing	823551	1110801-05
Grease CUP	805579	1110802-03-04-06-07-08-11-13
LEAD--Breaker Plate Ground	1879140	1110801-02-04-05-06-07-08-11
LEAD--Terminal Connector	1865978	1110801-02-03-04-05-06-07-08-11-13
Lock CLIP--Breaker Lever Spring Screw	1868992	1110801-02-03-04-05-06-07-08-11-13
Lubrication NIPPLE	109460	1110801-05
PIN--Coupling	1862218	1110802-03-04-08-13
PIN--Coupling (1/8 dia.)	*1857492	1110806-07
PIN--Distributor Cap Spring	1836915	1110801-02-03-04-05-06-07-08
PIN--Gear	822273	1110801-05
PIN--Shaft Extension Attaching	813131	1110811
Shaft EXTENSION	1866484	1110802-03-08
Shaft EXTENSION	1910473	1110811
SPRING--Distributor Cap	1836913	1110801-02-03-04-05-06-07-08
SPRING--Distributor Cap	1909594	1110811-13
SPRING--Felt Wick	823550	1110801-05
SPRING--Shaft Extension Retainer	1859326	1110802-03-08
SUPPORT--Distributor Cap Spring	1853292	1110801-02-03-04-05-06-07-08
SUPPORT--Distributor Cap Spring	1847289	1110811-13
Terminal STUD & BUSHING	1853625	1110801-02-03-04-05-06-07-08-11-13
Terminal CLAMP	26153	1110801-02-03-04-05-06-07-08-11-13


*829421--PIN (3/16" Dia.)--also used.

Delco-Remy

DISTRIBUTOR GROUP 19

PASSENGER CAR AND LIGHT TRUCK CATALOG

DISTRIBUTOR SERVICE PARTS



Illustrations are of Typical Parts only, which may vary in detail. For Parts not illustrated see Minor Parts Section.

Model No.	Cap	Rotor	Cover Housing	Stud Terminal	Bushing Ins.	Contact Point Set	Con- denser	Plate Breaker	Spring Cap	Support Cap Spring	Support Cap Spring	Housing
	1	2	3	4	5	6-7	8	9	10	11	12	13
1112351	824735	820445	1847647	1878405	1855720	1869704	1847643	1871838	1847289	1847289	1885667
1112353	"	"	"	"	"	"	"	"	"	"	1886527

MINOR PARTS SECTION

Name	Part No.	Used on Models
LOCK WASHERS		
Breaker Plate Support Screw	106496	1112351-53
Condenser Attaching Screw	106496	1112351-53
Distributor Cap Spring Support Screw	106496	1112351-53
Terminal Stud--Outside	121841	1112351-53
NUTS		
Terminal Stud--Inside	817363	1112351
Terminal Stud--Outside	120622	1112351-53
Weight Hold Down	120614	1112351-53
SCREWS		
Breaker Plate Support	121749	1112351-53
Condenser Attaching	131949	1112351-53
Contact Attaching	816784	1112351-53
Distributor Cap Spring Support	121832	1112351-53

Delco-Remy

PASSENGER CAR AND LIGHT TRUCK CATALOG

DISTRIBUTOR GROUP 19

DISTRIBUTOR SERVICE PARTS

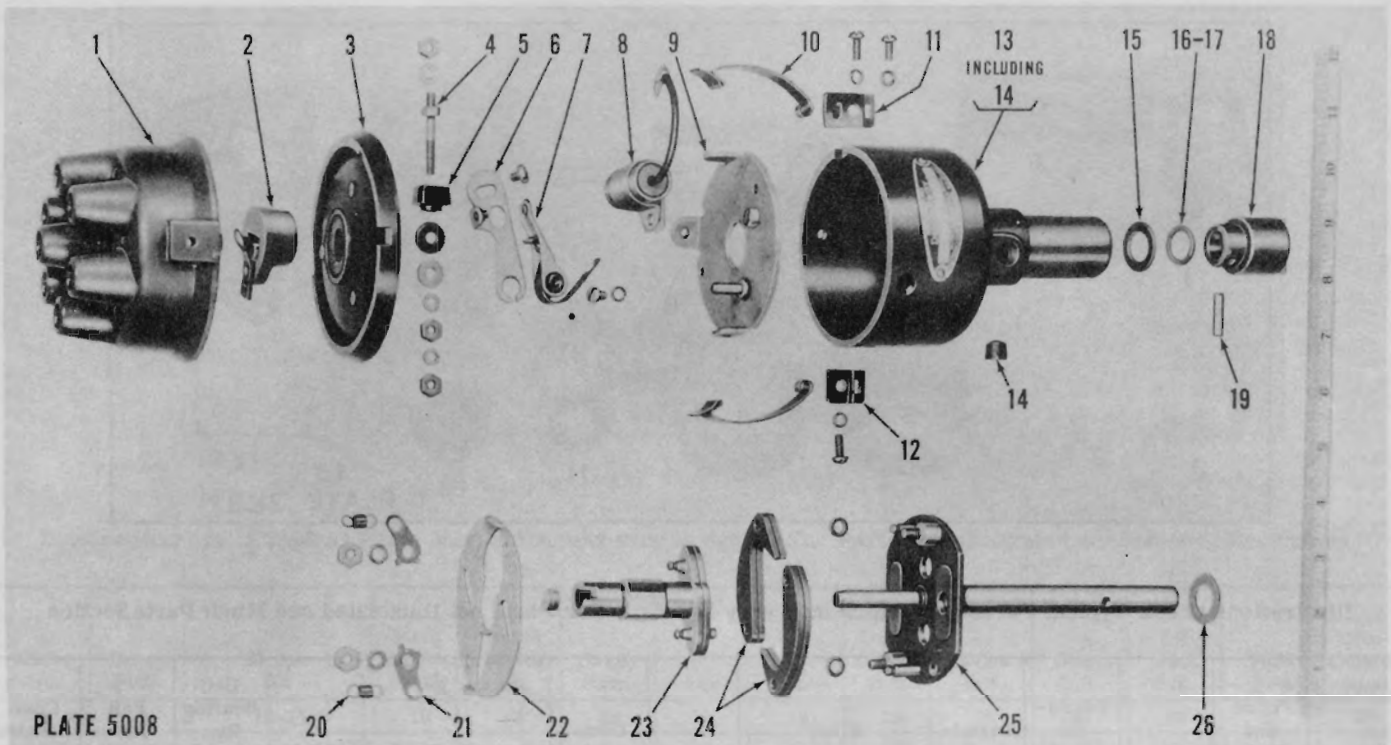


PLATE 5008

Illustrations are of Typical Parts only, which may vary in detail. For Parts not illustrated see Minor Parts Section.

Model No.	Pipe Plug	Washer Space	Washer Shim .005 thk.	Washer Shim .010 thk.	Collar Coupling or Gear	Pin	Spring Weight	Lock Washer	Weight Hold Down Cup or Plate	Cam Assembly	Weight	Main Shaft	Washer Space under Weight Plate
	14	15	16	17	18	19	20	21	22	23	24	25	26
1112351	103883	1837617	1848595	1848596	1845656	813131	1911896	1885558	1885557	1911497	1881371	1885680	811912
1112353	1865180	1857502	1882595	"	1862074	1882230	1879063	1881926
.....

MINOR PARTS SECTION

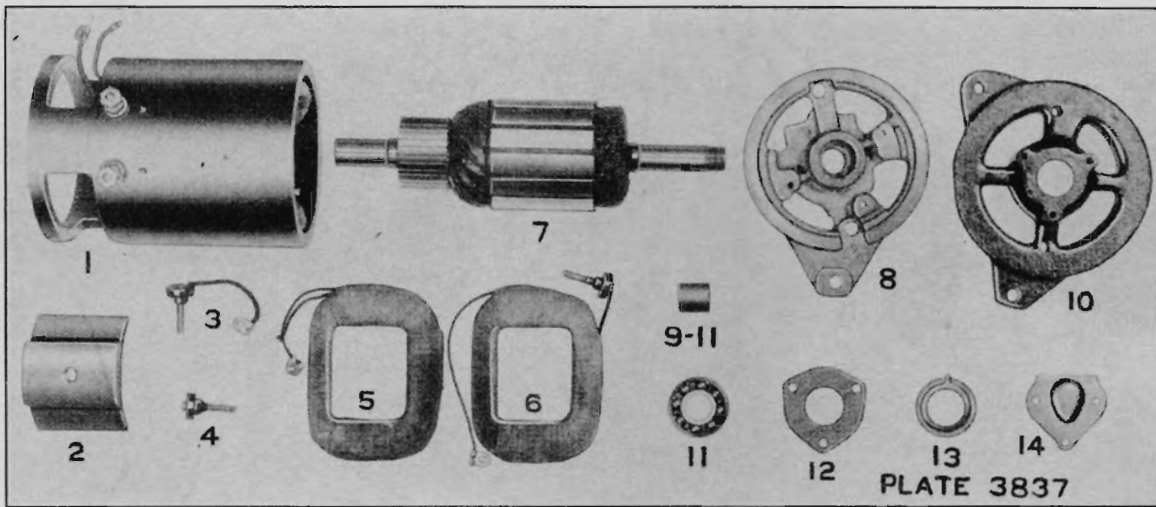
Name	Part No.	Used on Models
WASHERS		
Insulation--Terminal Stud--Outside	1882247	1112351-53
Plain--Terminal Stud--Inside	810794	1112351-53
Plain--Terminal Stud--Outside	24754	1112351-53
MISCELLANEOUS		
BUSHING--Distributor Housing	1909003	1112351
BUTTON--Carbon--In Cap	821604	1112351-53
Felt WICK--In Cam	816803	1112351-53
CUP--Grease	805579	1112353
Oil SEAL--In Distributor	1885665	1112351
PLUG--Fibre--In Grease Cup Hole	1869303	1112353
SPRING--Grease Cup	1845715	1112353

Delco-Remy

GENERATOR-GROUP 1

PASSENGER CAR AND LIGHT TRUCK CATALOG

GENERATOR SERVICE PARTS



Illustrations are of Typical Parts only, which may vary in detail. For Parts not illustrated see Minor Parts Section.

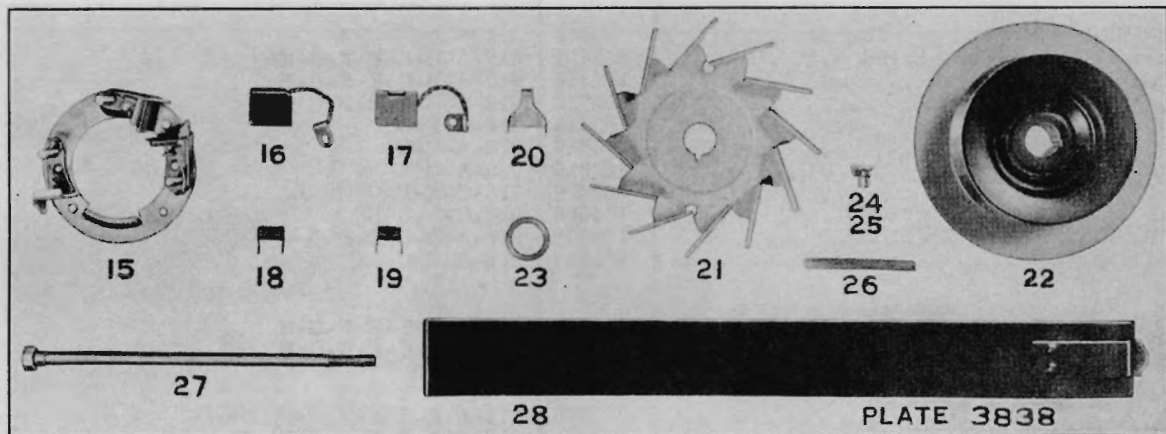
Model No.	Frame and Field Assembly	Pole Shoe	Terminal Stud and Lead	Terminal Stud Only	Field Coil Set (2 Coils)	Armature	Commutator End Frame	Bushing C.E.	Drive End Frame	Ball Bearing D.E.	Ball Bearing Retainer Plate D.E.	Felt Retainer Plate D.E.	Commutator End Cover Plate
	1	2	3	4	5-6	7	8	9	10	11	12	13	14
52-U	All parts same as 1101052 in Group 15												
60-U	"	"	1100460	"	"								14
62-U	"	"	1102662	"	"								18
72-U	"	"	1102672	"	"								18
918-A	1878172	1858754	1858749	1869430	1866410	1866414	1866416	1866419	903203	1911263	819104	1866763
918-B	"	"	"	"	"	"	"	"	"	"	"	"
918-C	"	"	"	"	1871826	1866791	812823	1866730	"	"	"	820524
918-E	"	"	"	"	"	1878689	"	1866419	"	"	"	"
918-F	"	"	"	"	"	"	"	"	"	"	"	"
918-G	"	"	"	"	"	"	"	"	"	"	"	"
918-H	"	"	"	"	"	"	"	"	"	"	"	"
.....
.....
.....
.....

Delco-Remy

PASSENGER CAR AND LIGHT TRUCK CATALOG

GENERATOR-GROUP 1

GENERATOR SERVICE PARTS



Illustrations are of Typical Parts only, which may vary in detail. For Parts not illustrated see Minor Parts Section.

Model No.	Brush Plate	Brush Set	Main Brush Spring	Brush Spring 3rd	Brush Arm	Fan	Pulley	Space Collar Outside D.E.	Oiler D.E.	Oiler C.E.	Oil Wick C.E.	Thru Bolt	Commutator Band
	15	16-17	18	19	20	21	22	23	24	25	26	27	28
52-U	All parts same as 1101052 in Group 15												
60-U	"	"	" 1100460	"	"	"	"	"	"	"	"	"	"
62-U	"	"	" 1102662	"	"	"	"	"	"	"	"	"	"
72-U	"	"	" 1102672	"	"	"	"	"	"	"	"	"	"
918-A	1866417	1857963	1850760	1850767	1850759	1866400	1866403	1858603	125609	113702	1867028	815018	816340
918-B	"	"	"	"	"	"	1869825	"	"	"	"	"	"
918-C	"	"	"	"	"	"	*1871628	"	"	"	804076	"	"
918-E	"	"	"	"	"	"	"	"	"	"	"	"
918-F	"	"	"	"	"	1866400	1866403	"	"	"	"	"	"
918-G	"	"	"	"	"	"	1869825	"	"	"	"	"	"
918-H	"	"	"	"	"	"	1871669	"	"	"	"	"	"
.....
.....
.....
.....

* Use 1871591 Pulley for Low Speed Service.

Delco-Remy

GENERATOR-GROUP 1

PASSENGER CAR AND LIGHT TRUCK CATALOG

GENERATOR SERVICE PARTS

MINOR PARTS SECTION

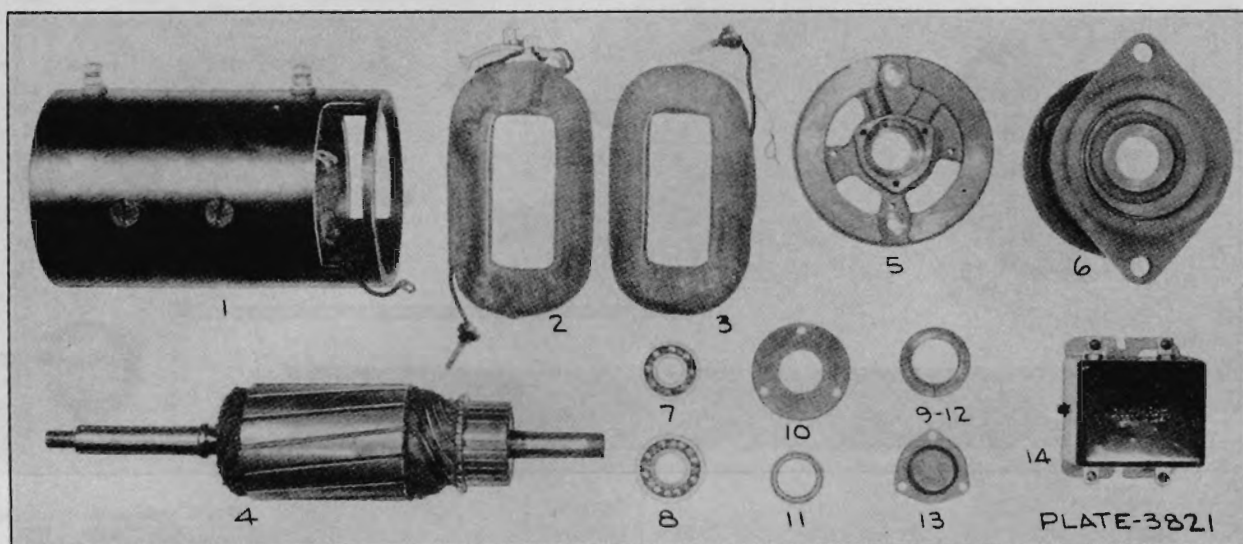
Name	Part No.	Used on Models
LOCK WASHERS		
Ball Bearing Retainer Plate Screw	802731	918-A-B-C-E-F-G-H
Brush Plate Attaching Screw	106496	918-A-B-C-E-F-G-H
Brush Lead Attaching Screw	802730	918-A-B-C-E-F-G-H
Control Unit Ground Lead Screw	103319	918-C-F-G
Wiring Harness Clamp Screw	103319	918-A-B-E
End Cover Plate Screw	103319	918-A-B
End Cover Plate Screw	802729	918-C-E-F-G-H
Shaft Nut--D.E.	804000	918-C-F-G-H
Thru Bolt	108579	918-A-B-C-E-F-G-H
Terminal Stud Nut	802757	918-A-B-C-E-F-G-H
NUTS		
Shaft--D.E.	806915	918-A-B-C-E-F-G-H
Terminal Stud	1843522	918-A-B-C-E-F-G-H
SCREWS		
Ball Bearing Retainer Plate--D.E.	1866970	918-A-B-C-E-F-G-H
Brush Plate Attaching	115434	918-A-B-C-E-F-G-H
Brush Lead Attaching	141542	918-A-B-C-E-F-G-H
Wiring Harness Clamp	115353	918-A-B-C-E
Control Unit Ground Lead	132243	918-C-F-G
End Cover Plate	147918	918-A-B
End Cover Plate	1866165	918-C-E-F-G-H
Pole Shoe	828675	918-A-B-C-E-F-G-H
WASHERS		
Brush Arm Space	1857412	918-A-B-C-E-F-G-H
Felt--D.E.	809961	918-A-B-C-E-F-G-H
Terminal Stud Insulation	1858753	918-A-B-C-E-F-G-H
Terminal Stud Plain	1881409	918-A-B-C-E-F-G-H
Space--Inside--D.E.	809945	918-A-B-C-E-F-G-H
MISCELLANEOUS		
CLAMP--Wiring Harness	1860459	918-A-B-F-G
Dowel PIN--C.E.	809062	918-A-B-C-E-F-G-H
Dowel PIN--D.E.	809593	918-A-B-C-E-F-G-H
GASKET--Ball Bearing Retainer Plate--D.E.	1855701	918-A-B-C-E-F-G-H
GASKET--End Cover Plate--C.E.	817220	918-C-E-F-G-H
GASKET--End Cover Plate--C.E.	1866434	918-A-B
Oil Hole PLUG	816315	918-A-B-C-E-F-G-H
Terminal CLIP--Field Lead to Brush	831187	918-A-B-C-E
Terminal CLIP--Terminal Lead to Brush	200182	918-A-B-C-E-F-G
Woodruff KEY--D.E.	124545	918-A-B-C-E-F-G-H

Delco-Remy

PASSENGER CAR AND LIGHT TRUCK CATALOG

GENERATOR-GROUP

GENERATOR SERVICE PARTS



Illustrations are of Typical Parts only, which may vary in detail. For Parts not illustrated see Minor Parts Section.

Model No.	Frame and Field	Field Coil Set (2 Coils)	Armature	Commutator End Frame	Drive End Frame	Ball Bearing C.E.	Ball Bearing D.E.	Ball Bearing Retainer Plate C.E.	Ball Bearing Retainer Plate D.E.	Felt Washer Retainer Cup C.E.	Felt Washer Retainer Plate D.E.	Commutator Cover Plate	Regulator
	1	2-3	4	5	6	7	8	9	10	11	12	13	14
934-F	*1902117	†1861561	1872424	1872425	903203	903204	820707	37078	820709	816212	§
934-G	*1902118	1862000	“	“	“	“	“	“	“	“	§
.....
.....

* Lead 1902134 also required.

† Use 1861517 for High Speed service.

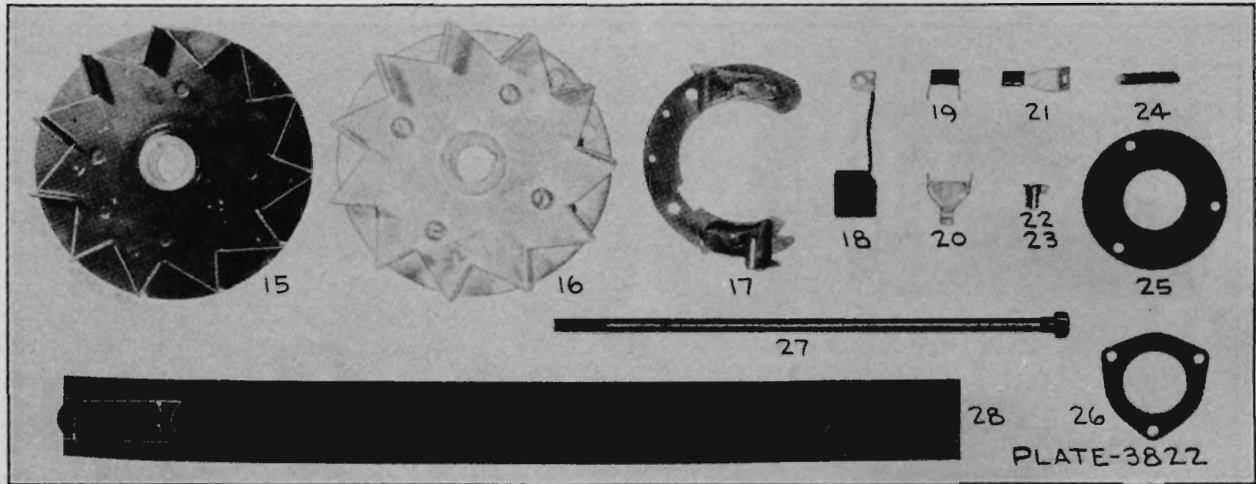
§ Regulator not part of Generator. See Application Index for Model No.

Delco-Remy

GENERATOR-GROUP 2

PASSENGER CAR AND LIGHT TRUCK CATALOG

GENERATOR SERVICE PARTS



Illustrations are of Typical Parts only, which may vary in detail. For Parts not illustrated see Minor Parts Section.

Model No.	Fan	Pulley	Brush Plate	Brush	Brush Spring	Brush Arm	Brush Holder Clip and Tube	Oiler-- D.E.	Oiler-- C.E.	Oil Wick-- C.E.	Ball Bearing Retainer Plate Gasket	Commutator End Cover Gasket	Thru Bolt	Commutator Cover Band
	15	16	17	18	19	20	21	22	23	24	25	26	27	28
934-F	‡	‡	1857213	1856494	1850760	1850759	113702	113702	29047	820708	1835457	37070	1835646
934-G	‡	‡	"	"	"	"	"	"	"	"	"	"	"
.....
.....

‡ Pulley and Fan Assembly.

1861564 Pulley for Dodge T-12 Intercity Delivery and Plymouth State Police.

1861565 Pulley for Dodge T-12 Truck -- Door Delivery.

1861568 Pulley for Plymouth and Dodge City Police.

1861566 Pulley for T-13, T-14, T-15 Intercity Truck.

1861567 Pulley for T-13, T-14, T-15, T-21, T-22 Door to Door Delivery.

1864088 Pulley for Double Belt for T-16 Door to Door Delivery.

1863097 Pulley for Double Belt for T-16 Intercity Trucks.

Delco-Remy

PASSENGER CAR AND LIGHT TRUCK CATALOG

GENERATOR-GROUP 2

GENERATOR SERVICE PARTS

MINOR PARTS SECTION

Name	Part No.	Used on Models
LOCK WASHERS		
Ball Bearing Retainer Plate Screw	802731	934-F-G
Brush Plate Attaching Screw	106497	All
Brush Lead Attaching Screw	802730	All
Control Unit Ground Lead Screw	103319	All
End Cover Plate Attaching Screw	106497	934-F-G
Fan Attaching Screw	118874	934-F
Generator Mounting Bolt	110405	934-F-G
Thru Bolt	108579	934-F-G
Shaft Nut	804000	934-F-G
Terminal Stud Nut	802757	All
Wire Clamp Screw	103319	934-F-G
NUTS		
Generator Mounting Bolt	122264	934-F-G
Shaft--D.E.	806915	934-F-G
Shaft--D.E. (1/2-20x9/16x3/4 Hex. Castle)	103047	934-D-E
Shaft--Use only with 1861567 Fan and Pulley	1861585	934-F-G
Terminal Stud	121743	All
SCREWS		
Ball Bearing Retainer Plate	1904829	All
Brush Plate Attaching	1904829	All
Brush Lead Attaching	141541	All
Control Unit Ground Lead	132243	All
End Cover Attaching	1904829	934-F-G
Fan Attaching (12-24x3/8)	132969	934-F
Fan Attaching (12-24x1/4 Rd. Hd.)	132960	934-F
Generator Mounting Bolt	106292	934-F
Pole Shoe	1843646	All
Wire Clamp	132243	934-F-G
WASHERS		
Brush Arm Space	1857412	All
Felt--C.E.	37077	934-F-G
Felt--D.E.	820706	934-F-G
Space--Inside--D.E.	822644	934-F-G
Terminal Stud Insulation	1858753	All
Terminal Stud Plain	1881409	All
MISCELLANEOUS		
Dowel PIN--C.E.	809062	All
Dowel PIN--D.E.	809062	934-F-G
Pole SHOE	37734	All
Terminal STUD and BUSHING	1858749	All
Terminal CLIP--To Brush	200182	934-F-G
Wire CLAMP	1860459	934-F-G

Delco-Remy
PASSENGER CAR AND LIGHT TRUCK CATALOG
GENERATOR SERVICE PARTS




PLATE 3769

Illustrations are of Typical Parts only, which may vary in detail. For Parts not illustrated see Minor Parts Section.

Model No.	Frame and Field	Field Coil Set (2 Coils)	Armature	Commutator End Frame	Drive End Frame	Bushing C.E.	Ball Bearing D.E.	Ball Bearing Retainer Plate C.E.	Ball Bearing Retainer Plate D.E.	Felt Washer Retainer Plate C.E.	Felt Washer Retainer Plate D.E.	Commutator End Cover Plate	Relay or Regulator
	1	2-3	4	5	6	7	8	9	10	11	12	13	14
935-B	†1902105	1871826	1853830	817223	812823	903203	1911263	819104	820524	1867781
935-C	“	“	“	“	“	“	“	“	“	265-V
935-F	†	“	“	“	“	“	“	“	“	1867781
935-K	“	“	“	“	“	“	“	“	“	265-V
935-L	“	“	1878689	1866419	“	“	“	“	“	5554
935-M	†	“	“	1853830	817223	“	“	“	“	“	265-V
935-V	†	“	“	1878689	1866419	“	“	“	“	“	1867781
935-W	“	“	“	“	“	“	“	“	“
935-X	“	“	“	“	“	“	“	“	“
935-X	“	“	“	“	“	“	“	“	“
936-C	“	“	“	“	“	954378	“	“	“	*270-B
936-P	†	“	“	“	“	“	“	“	“	§
936-R	“	“	“	“	“	“	“	“	“	§
936-T	“	“	“	“	“	“	“	“	“	§
.....
.....

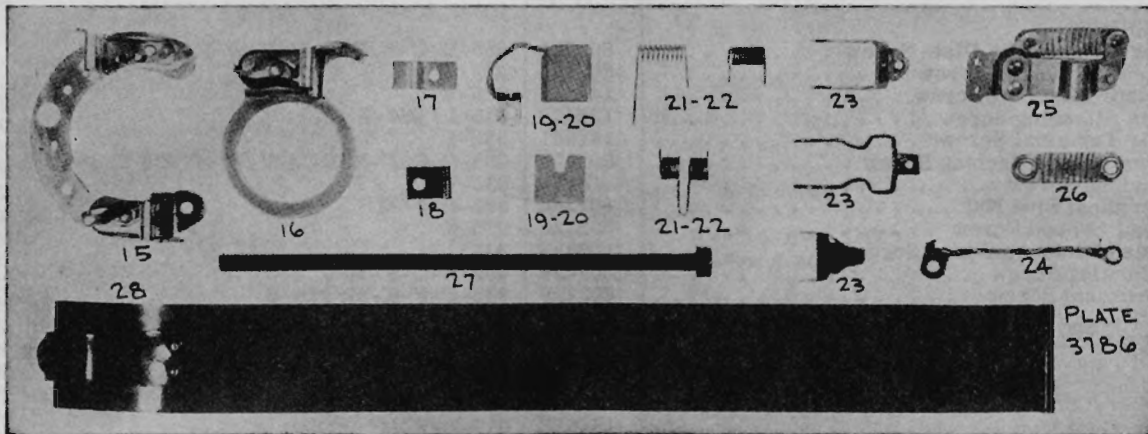
* Use 5589 Voltage Control Unit when desired.
 § Relay or Regulator not part of Generator. See Application Index for Model No.
 † Also order 1902134 Lead.

Delco-Remy

PASSENGER CAR AND LIGHT TRUCK CATALOG

GENERATOR-GROUP 3

GENERATOR SERVICE PARTS



Illustrations are of Typical Parts only, which may vary in detail. For Parts not illustrated see Minor Parts Section.

Model No.	Main Brush Plate	Third Brush Plate	Third Brush Plate Clamp	Third Brush Plate Clamp Spring	Brush Set	Main Brush Spring	Third Brush Spring	Brush Arm or Holder	Brush Ground Lead	Thermostat	Thermostat Resistance	Thru Bolt	Commutator Cover Band
	15	16	17	18	19-20	21	22	23	24	25	26	27	28
935-B	1850748	1854074	1850770	1850771	1857963	1850760	1850767	1850759	815018	†816340
935-C	"	"	"	"	"	"	"	"	"	‡
935-F	"	"	"	"	"	"	"	"	"	‡
935-K	"	"	"	"	"	"	"	"	"	‡
935-L	"	1850763	"	"	"	"	"	"	"	†1869249
935-M	"	1854074	"	"	"	"	"	"	"	†816340
935-V	1873956	1859146	"	"	"	"	"	"	"	‡
935-W	1866417	"	"	"	"	"	‡
935-X	1873956	1859144	1850770	1850771	"	"	"	"	"	‡
936-C	"	"	"	"	"	"	"	"	"	★
936-P	"	"	"	"	"	"	"	"	"	1861502
936-R	1866417	"	"	"	"	"	*816340
936-T	"	"	"	"	"	"	1861502
.....
.....

† 1869249 Ventilated Cover Band must be used with non-ventilated Commutator End Frame. Use 816340 Cover Band with Commutator End Frame having ventilating slots. Cover Band 1861502 which is 14 11/32" was also used where 816340 was specified.

‡ 1861502 Cover Band (14 11/32" long) is also used, 816340 is 14 47/64" long.

★ 816340 is 14 47/64" long -- 1861502 which is 14 11/32" is used on later models.

Delco-Remy

GENERATOR-GROUP 3

PASSENGER CAR AND LIGHT TRUCK CATALOG

GENERATOR SERVICE PARTS

MINOR PARTS SECTION

Name	Part No.	Used on Models
LOCK WASHERS		
Ball Bearing Retainer Plate Screw	802731	935-B-C-F-K-L-M-V-W-X
Brush Lead Attaching Screw	802730	All
Brush Plate Attaching Screw	141551	935-W
Regulator Attaching Screw	138479	935-L; 936-P
Regulator Terminal Screw	141551	935-L
End Cover Plate Attaching Screw	802729	935-B-C-F-K-L-M-V-W-X; 936-C-P-R-T
Fan Attaching Screw	118874	935-L
Field Terminal Stud Nut	802760	935-B-F-M
Field Lead Ground Screw	802729	935-K
Main Brush Plate Attaching Screw	106496	All
Relay Mounting Screw	802729	935-B-C-K-M-V
Relay Terminal Screw	802729	935-C-F-K-M; 936-C
Shaft Nut--D.E.	804000	935-B-C-F-K-L-M-V-W-X; 936-P-R-T
Third Brush Plate Clamp Screw	106497	All
Thru Bolt	108579	All
NUTS		
Field Terminal Stud	134551	935-B-F-M
Shaft	806915	All
Terminal Stud	121743	935-V-W-X; 936-R-T
SCREWS		
Ball Bearing Retainer Plate	1903470	All
Brush Lead Attaching	132688	All except 936-C-P-R-T
Brush Lead Attaching	141541	936-C-R-R-T
Brush Plate Attaching	115434	936-C-P-R-T
Commutator Cover Band	115556	935-K-L
Regulator Attaching	132900	935-L; 936-C-P
Regulator Terminal	121832	935-L
End Cover Plate Attaching	115607	All
Fan Attaching	132964	935-L
Field Lead Ground	115607	935-K
Main Brush Attaching	115434	All
Pole Shoe	828675	All
Relay Mounting	131958	935-B-C-F-K-M-V
Relay Terminal	115607	935-C-F-K-M
Third Brush Plate Clamp	141602	All except 936-R-T
WASHERS		
Brush Arm Space	1857412	All
Regulator Attaching Screw Plain	1856056	935-L
Field Terminal Stud Insulation	810501	935-B-F-M
Field Terminal Stud Plain--Outside	834560	935-B-F-M
Felt--D.E.	809961	All
Space--Inside--D.E.	809945	All
Terminal Stud Insulation--Outside	1858753	935-V-W-X; 936-R-T
Terminal Stud Plain--Outside	1881409	935-V-W-X; 936-R-T
MISCELLANEOUS		
Ball Bearing Retainer Plate GASKET	819105	935-C-D-F-K-M
Ball Bearing Retainer Plate GASKET	1909121	935-B-L-N-V-W-X; 936-C-P-R-T
Dowel PIN--C.E.	809062	All
Dowel PIN--D.E.	809593	All
End Cover Plate GASKET	817220	All
FAN	1858604	935-V-W-V-Y, 935-L for Ford V-8; 936-C-P-R-T
FAN Only	1856968	935-L
Oil Hole PLUG	816315	All

Delco-Remy

PASSENGER CAR AND LIGHT TRUCK CATALOG

GENERATOR-GROUP 3

GENERATOR SERVICE PARTS

MINOR PARTS SECTION

Name	Part No.	Used on Models
MISCELLANEOUS--Continued		
*OILER--C.E. and D.E. (.253 dia.)	113702	All
*OILER--C.E. and D.E. (.190 Dia.)	125609	All
Oil WICK--C.E.	804076	All
Pole SHOE	1853592	All
PULLEY	1847566	935-C
PULLEY	1859746	936-C
PULLEY	1862197	936-T-Olds. 1936
PULLEY	1856155	935-K
PULLEY	1862200	935-W--Pontiac 1936
PULLEY	1858605	935-W--Pontiac 1935
PULLEY	1859050	935-X
PULLEY	1860996	935-L for Ford V8
PULLEY and FAN	1856513	935-L for Olds. 6 & 8
PULLEY and FAN	1856514	935-L for Chevrolet
PULLEY and FAN	1856515	935-L for Chrysler 8, Dodge 8
PULLEY and FAN	1856516	935-L for Chrysler 6, Desoto 6, Plymouth
PULLEY and FAN	1857862	935-L for Buick 40
PULLEY and FAN	1858104	935-L for Dodge Truck
PULLEY and FAN	1860400	935-L for Pontiac
PULLEY and FAN PACKAGE	1861226	935-L for Ford V8
Relay LEAD	812004	935-B-F-K-M-N-V; 936-T
Relay LEAD	1847387	935-C
Relay LEAD	809966	935-L; 936-C
Relay Lead BUSHING	812891	All except 936-R-T
Space COLLAR--Outside--D.E.	817224	935-B-C-F-K-L-M-V
Space COLLAR--Outside--D.E.	1858603	935-W-X; 936-C-P-R-T
Terminal CLIP--To Relay	200154	935-B-F-K-M-V
Terminal CLIP--To Regulator	200154	935-C
Terminal CLIP--To Main Brush	200181	935-B-C-F-K-L
Terminal CLIP--To Main Brush	200182	935-V-W; 936-C-P-R-T
Terminal CLIP--To Third Brush	200144	935-B-C-F-K-L-M
Terminal CLIP--To Ground	200144	935-C-K
Terminal CLIP--To Regulator	200188	935-L
Terminal STUD	1854060	935-B-F-M
Terminal Stud INSULATION	1854059	935-B-F-M
Terminal Stud Lock CLIP	1854058	935-B-F-M
Terminal Stud Insulation BUSHING	1905683	935-B-F-M
Terminal STUD and BUSHING	1858749	935-V-W-X; 936-R-T
Terminal STUD and LEAD--To Brush	1858754	935-W-X; 936-R-T
Woodruff KEY (1/8x5/8)	103905	All

*Either Oiler may have been used. Determine which one is required.

Delco-Remy
PASSENGER CAR AND LIGHT TRUCK CATALOG
GENERATOR SERVICE PARTS




PLATE 3769

Illustrations are of Typical Parts only, which may vary in detail. For Parts not illustrated see Minor Parts Section.

Model No.	Frame and Field	Field Coil Set (2 Coils)	Armature	Commutator End Frame	Drive End Frame	Bushing C.E.	Ball Bearing D.E.	Ball Bearing Retainer Plate C.E.	Ball Bearing Retainer Plate D.E.	Felt Washer Retainer Plate C.E.	Felt Washer Retainer Plate D.E.	Commutator End Cover Plate	Relay or Regulator
	1	2-3	4	5	6	7	8	9	10	11	12	13	14
937-B	†1902102	1843126	817216	817223	812823	954378	1911263	819104	820524	1867781
937-C	“	1848700	818420	1848702	“	“	“	“	“	“
937-D	† “	1871826	1836969	817223	“	“	“	“	“	264-L
937-E	“	“	“	“	“	“	“	“	“	1867781
937-F	“	“	“	“	“	“	“	“	“	264-L
937-G	† “	1841027	817216	“	“	“	“	“	“	1867781
937-H	† “	1871826	1878689	“	“	“	“	“	“	“
937-J	† “	“	“	“	“	“	“	“	“	264-L
937-K	“	“	“	“	“	“	“	“	“	1867781
937-L	“	“	“	“	“	“	“	“	“	264-L
937-M	“	1841027	817216	“	“	“	“	“	“
937-N	1902103	“	1878689	“	“	“	“	“	“	1867781
937-P	1902102	1838448	“	“	“	“	“	“	“	5540
.....
.....

† Also order 1902134 Lead.

Delco-Remy

PASSENGER CAR AND LIGHT TRUCK CATALOG

GENERATOR-GROUP 4

GENERATOR SERVICE PARTS




PLATE 3765

Illustrations are of Typical Parts only, which may vary in detail. For Parts not illustrated see Minor Parts Section.

Model No.	Third Brush Plate	Third Brush Plate Clamp	Main Brush	Third Brush	Brush Spring Insulated Main	Brush Spring Third and Ground	Brush Holder	Brush Ground Lead	Thermostat	Thermostat Resistance	Relay Lead	Relay Lead Bushing	Thru Bolt	Commutator Cover Band
	15	16	17	18	19	20	21	22	23	24	25	26	27	28
937-B	809698	817532	820517	820517	809658	809644	809642	809688	1838092	812891	815018	†816340
937-C	1837026	"	812715	812715	812712	812712	812711	1847387	"	"	† "
937-D	"	"	1838583	1838579	"	"	"	812234	"	"	† "
937-E	"	"	"	"	"	"	"	1840256	817911	1847387	"	"	† "
937-F	"	"	"	"	"	"	"	"	"	812234	"	"	† "
937-G	809698	"	1845987	1845987	820101	820100	1845988	820315	812004	"	"	† "
937-H	†1854074	1850770	1866148	1850768	1850760	1850767	1850759	"	"	"	† "
937-J	† "	"	"	"	"	"	"	812234	"	"	† "
937-K	* "	"	"	"	"	"	"	1853022	817911	1847387	"	"	† "
937-L	* "	"	"	"	"	"	"	"	"	812234	"	"	† "
937-M	809698	817532	1845987	1845987	820101	820100	1845988	820315	812004	"	"	† "
937-N	†1854074	1850770	1866148	1850768	1850760	1850767	1850759	1847387	"	"	† "
937-P	†1850763	"	"	"	"	"	"	812004	"	"	† "
.....
.....

* 1853020 Main Brush Plate -- 937-K-L.

† 1873956 Main Brush Plate -- 937-H-J-N-P.

‡ 816340 Commutator Cover Band is 14 47/64" long. 1861502 which is 14 11/32" long is also used on later models.

Delco-Remy

GENERATOR-GROUP 4

PASSENGER CAR AND LIGHT TRUCK CATALOG

GENERATOR SERVICE PARTS

MINOR PARTS SECTION

Name	Part No.	Used on Models
LOCK WASHERS		
Ball Bearing Retainer Plate Screw	802731	All
Brush Attaching Screw	106495	937-B
Brush Attaching Screw	22817	937-G-M
Brush Lead Screw	802730	All
Brush Plate Attaching Screw	106496	937-H-J-K-L-N-P
End Cover Plate Attaching Screw	802729	All
Fuse Holder Screw	802729	937-D
Fuse Spring	802763	937-D
Ground Screw	802729	937-B-C-D-E-F-G-H-N-P
Relay Attaching Screw	802729	937-B-C-D-E-F-G-H-J-K-L-N
Relay Terminal Screw	802729	937-D-F-H-J-K-L-N
Regulator Attaching Screw	138479	937-P-M
Regulator Terminal Screw	106496	937-P-M
Shaft Nut	804000	937-B-D-F-G-H-J-K-L-M-N-P
Third Brush Plate Clamp Screw	106497	All
Thermostat Attaching Screw	802730	937-K-L
Thermostat Attaching Screw	106495	937-E-F
Thermostat Resistance Attaching Screw	802730	937-E-F-K-L
Thermostat Terminal Screw	802730	937-E-F-K-L
Thru Bolt	108579	All
NUTS		
Shaft	806915	937-B-D-E-F-G-H-J-K-L-M-N-P
Shaft	102646	937-C
SCREW		
Ball Bearing Retainer Plate	1866970	All
Brush Attaching--Third	820102	937-G-M
Brush Attaching--Main	1849133	937-G-M
Brush Attaching	115903	937-B
Brush Lead Attaching	141542	937-H-J-N-P
Brush Lead Attaching	141541	937-C-D-E-F-K-L
Brush Lead	141540	937-B-G-M
Brush Plate Attaching--Main	115434	937-H-J-K-L-N-P
Brush to Regulator Lead	141542	937-P
End Cover Plate Attaching	115607	All
Fuse Holder	141547	937-D
Ground	115607	937-B-C-D-E-F-G-H-N-P
Pole Shoe	828675	All
Relay Mounting	115436	All except 937-P-M
Regulator Attaching	132900	937-P-M
Regulator Terminal	121832	937-P-M
Relay Terminal	121749	937-D-F-H-J-K-L-N
Thermostat Attaching	141542	937
Thermostat Resistance Attaching	141542	937-E-F-K-L
Thermostat Attaching	141541	937-E-F
Thermostat Terminal	141540	937-E-F-K-L
Third Brush Plate Clamp	141602	937-H-J-K-L-N-P
Third Brush Plate Clamp	141543	937-B-C-D-E-F-G-M
WASHERS		
Brush Arm Spacing	1857412	937-H-J-K-L-N-P
Brush Attaching Screw Plain	809551	937-B
Felt--D.E.	809961	All
Regulator Screw Plain	1856056	937-M-P
Shaft Nut	30205	937-C
Space--	809945	All
Third Brush Plate Spring	809824	937-B-C-D-E-F-G-M
MISCELLANEOUS		
Ball Bearing Retainer Plate GASKET	1912008	All
Brush Holder Cotter PIN	107761	937-C-D-E-F
Brush Holder Hinge PIN	817313	937-B-C-D-E-F-G-M
Brush Holder Stop PIN	817314	937-B-G-M
Brush Holder Hinge PIN and INSULATION	812016	937-B-C-D-E-F-G-M
Brush Holder Stop PIN and INSULATION	812015	937-B-G-M
Brush Holder Stop PIN	818400	937-C-D-E-F
Brush Holder Stop PIN and INSULATION	812829	937-C-D-E-F
Brush Plate ASSEMBLY--Main	1850748	937-H-J-N-P
Brush Plate ASSEMBLY--Main	1873956	937-K-L

Delco-Remy

PASSENGER CAR AND LIGHT TRUCK CATALOG

GENERATOR-GROUP 4

GENERATOR SERVICE PARTS

MINOR PARTS SECTION

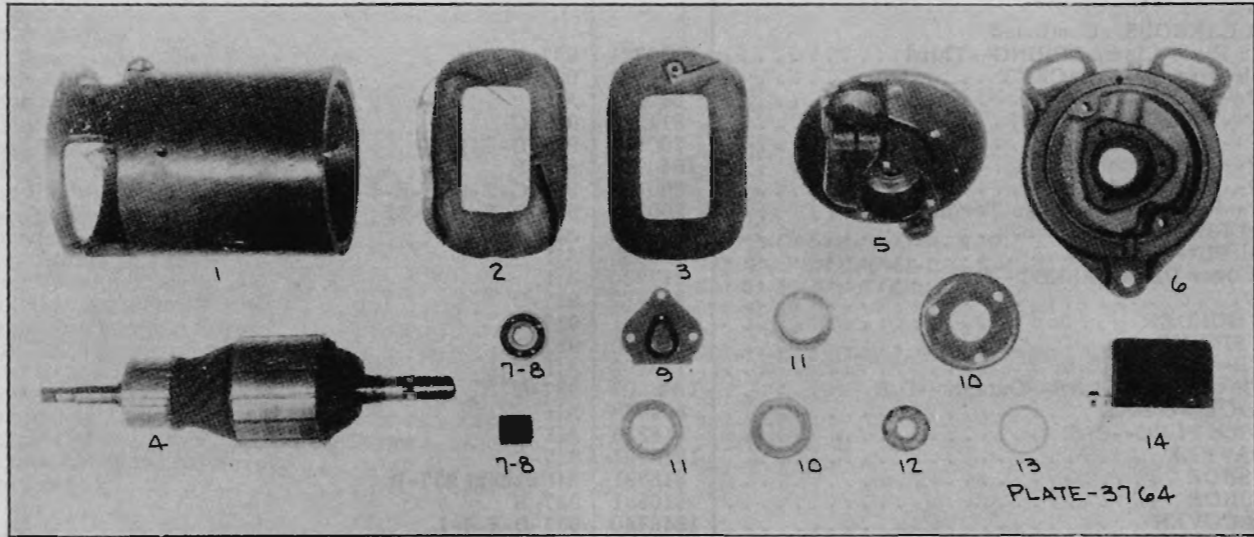
Name	Part No.	Used on Models
MISCELLANEOUS--Continued		
Brush Plate Clamp SPRING--Third	1850771	937-H-J
Brush Terminal BRACKET	820103	937-G-M
CLIP--To Brush	810069	All
CLIP--To Ground	811265	937-C
CLIP--To Ground	200144	937-D-G-H-N
CLIP--To Thermostat	1840926	937-F
CLIP--Relay End	200154	937-C-E-G-H-K-L-M-N
CLIP--Relay End or Fuse Terminal	200188	937-D-F-G-L-M
Dowel PIN--C.E.	809062	All
Dowel PIN--D.E.	809593	All
End Cover Plate GASKET--C.E.	817220	All
FUSE	816482	937-D
Fuse HOLDER	816481	937-D
Fuse SPRING	810670	937-D
OILER--C.E. and D.E.	113702	All
Oil Throwing COLLAR--Outside--D.E.	1848703	937-C
Oil WICK--C.E.	804076	All
Oil Wick PLUG--C.E.	816315	All
Oil BAFFLE	1848704	937-C
Pole SHOE	816331	All except 937-B
Pole SHOE	816331	937-B
Relay COVER	1848740	937-D-F-J-L
Space COLLAR -- Outside -- D.E.	817224	All
Third Brush Plate Spring Washer PIN	809614	937-B-C-D-E-F-G-M

Delco-Remy

PASSENGER CAR AND LIGHT TRUCK CATALOG

GENERATOR-GROUP 5

GENERATOR SERVICE PARTS



Illustrations are of Typical Parts only, which may vary in detail. For Parts not illustrated see Minor Parts Section.

Model No.	Frame and Field	Field Coil Set (2 Coils)	Armature	Commutator End Frame	Drive End Frame	Ball Bearing C.E.	Ball Bearing D.E.	Commutator End Cover Plate	Ball Bearing Retainer Plate D.E.	Felt Washer Retainer Plate	Distributor Drive Gear	Distributor Adaptor Ring	Relay
	1	2-3	4	5	6	7	8	9	10	11	12	13	14
938-E	1902101	1850054	1850057	822643	908503	903204	1850060	820707	820709	1850062	1867781
.....
.....
.....
.....

Delco-Remy

GENERATOR-GROUP 5

PASSENGER CAR AND LIGHT TRUCK CATALOG

GENERATOR SERVICE PARTS

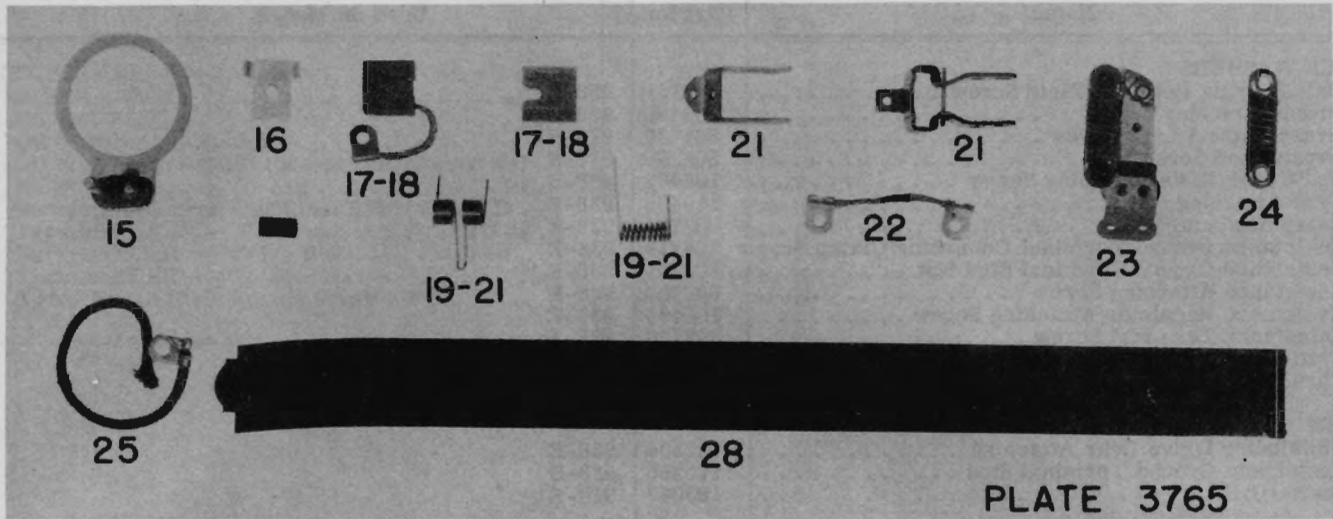


PLATE 3765

Illustrations are of Typical Parts only, which may vary in detail. For Parts not illustrated see Minor Parts Section.

Model No.	Third Brush Plate	Third Brush Plate Clamp	Main Brush	Third Brush	Brush Spring Insulated Main	Brush Spring Third and Ground	Brush Holder	Brush Ground Lead	Resistance Regulator	Resistance Only	Relay Lead	Relay Lead Bushing	Thru Bolt	Commutator Cover Band
	15	16	17	18	19	20	21	22	23	24	25	26	27	28
938-E	809698	820107	820517	820517	809658	809644	809642	820315	1838153	1838155	812004	812891	1849779	816340
.....
.....
.....

Delco-Remy

GENERATOR-GROUP 5

PASSENGER CAR AND LIGHT TRUCK CATALOG

GENERATOR SERVICE PARTS

MINOR PARTS SECTION

Name	Part No.	Used on Models
LOCK WASHERS		
Ball Bearing Retainer Plate Screw	802731	938-E
Brush Attaching Screw	106495	938-E
Brush Ground Lead Screw	802729	938-E
Brush Lead Screw	802730	938-E
End Cover Plate Attaching Screw	106497	938-E
Gear Attaching Nut	110405	938-E
Relay Attaching Screw	802729	938-E
Resistance Ground Terminal Connector Clamp Screw	802719	938-E
Resistance Ground Terminal Stud Nut	802731	938-E
Resistance Attaching Screw	802730	938-E
Resistance Regulator Attaching Screw	106495	938-E
Resistance Terminal Screw	802730	938-E
Third Brush Plate Clamp Screw	106497	938-E
Thru Bolt	108579	938-E
NUTS		
Distributor Drive Gear Attaching	122264	938-E
Resistance Ground Terminal Stud	115295	938-E
Shaft--D.E.	103047	938-E
SCREWS		
Ball Bearing Retainer Plate--D.E.	1866970	938-E
Brush Attaching	115903	938-E
Brush Ground	115607	938-E
Brush Lead	141540	938-E
Distributor Hold Down	1847260	938-E
End Cover Plate Attaching	142210	938-E
Pole Shoe	828675	938-E
Relay Mounting	115436	938-E
Resistance Attaching	141541	938-E
Resistance Ground Terminal Connector Clamp . . .	141594	938-E
Resistance Regulator Attaching	141541	938-E
Resistance Regulator Terminal	141540	938-E
Third Brush Plate Clamp	111118	938-E
WASHERS		
Brush Attaching Screw Plain	809551	938-E
Distributor Hold Down Screw	813046	938-E
End Cover Screw Plain	834231	938-E
Felt Retainer--Top of Distributor Well	1850617	938-E
Felt--C.E.	37077	938-E
Felt--D.E.	820706	938-E
Felt--Top of Distributor Well	1848687	938-E
Resistance Ground Terminal Stud Bushing	805448	938-E
Resistance Ground Terminal Stud Insul.--Bent . . .	806818	938-E
Resistance Ground Terminal Stud Insul.--Outside .	802861	938-E
Resistance Ground Terminal Stud--Inside	807699	938-E
Resistance Ground Terminal Stud--Outside	834231	938-E
Shaft Nut Plain	1837221	938-E
Shaft Nut Plain--D.E.	811381	938-E
Space--Inside--D.E.	822644	938-E
Third Brush Plate Spring	809824	938-E
MISCELLANEOUS		
Ball Bearing Retainer Plate GASKET	820708	938-E
Brush Holder Hinge PIN	817313	938-E
Brush Holder Stop PIN	817314	938-E
Brush Holder Hinge PIN & INSULATION	812016	938-E
Brush Holder Stop PIN & INSULATION	812015	938-E
BUSHING -- Bottom of Distributor Well	1850317	938-E
COLLAR -- Inside -- C. E.	817224	938-E
COLLAR -- Resistance Ground Terminal	1838152	938-E
CONNECTOR -- Resistance Ground Terminal	1838151	938-E
DISTRIBUTOR	622-M	938-E
Distributor Hold Down SPRING	827234	938-E
Dowel PIN --C.E.	809062	938-E
Dowel PIN --D.E.	809593	938-E
GASKET -- End Cover Plate	1850061	938-E
OILER -- C.E. & D.E. (Cast iron end frame).	113702	938-E

Delco-Remy

PASSENGER CAR AND LIGHT TRUCK CATALOG


GENERATOR-GROUP 5

GENERATOR SERVICE PARTS

MINOR PARTS SECTION

Name	Part No.	Used on Models
MISCELLANEOUS—Continued		
OILER -- D.E.	113702	938-E
Oil BAFFLE	1838047	938-E
Oil Throwing COLLAR	1839007	938-E
Oil Well PLUG--C.E. Side of Distributor Well . . .	103865	938-E
Pole SHOE	813496	938-E
Resistance Ground Terminal STUD & LEAD	1838150	938-E
Terminal CLIP -- To Brush	200182	938-E
Terminal CLIP -- Relay END.	200154	938-E
Terminal CLIP -- To Resistance	200144	938-E
Third Brush Plate Spring Washer PIN.	809614	938-E

Delco-Remy
PASSENGER CAR AND LIGHT TRUCK CATALOG
GENERATOR SERVICE PARTS



Illustrations are of Typical Parts only, which may vary in detail. For Parts not illustrated see Minor Parts Section.

Model No.	Frame and Field Assembly	Field Coil Set (2 Coils)	Armature	Commutator End Frame	Drive End Frame	Ball Bearing C.E.	Ball Bearing or Bushing D.E.	Bearing or Oil Retainer Plate D.E.	Oil Baffle or Oil Ring D.E.	Oil Thrower C.E.	Commutator Cover Band	Distributor Complete	Relay
	1	2-3	4	5	6	7	8	9	10	11	12	13	14
940-M	1902101	*824404	821294	824407	907503	36038	824409	816340	640-J	1867781
940-T1	"	1837906	1837909	1837912	"	"	"	"	"
940-T2	"	"	"	"	"	"	"	"	\$660-E	"
940-T3	"	"	"	"	"	"	"	"	660-L	"
.....

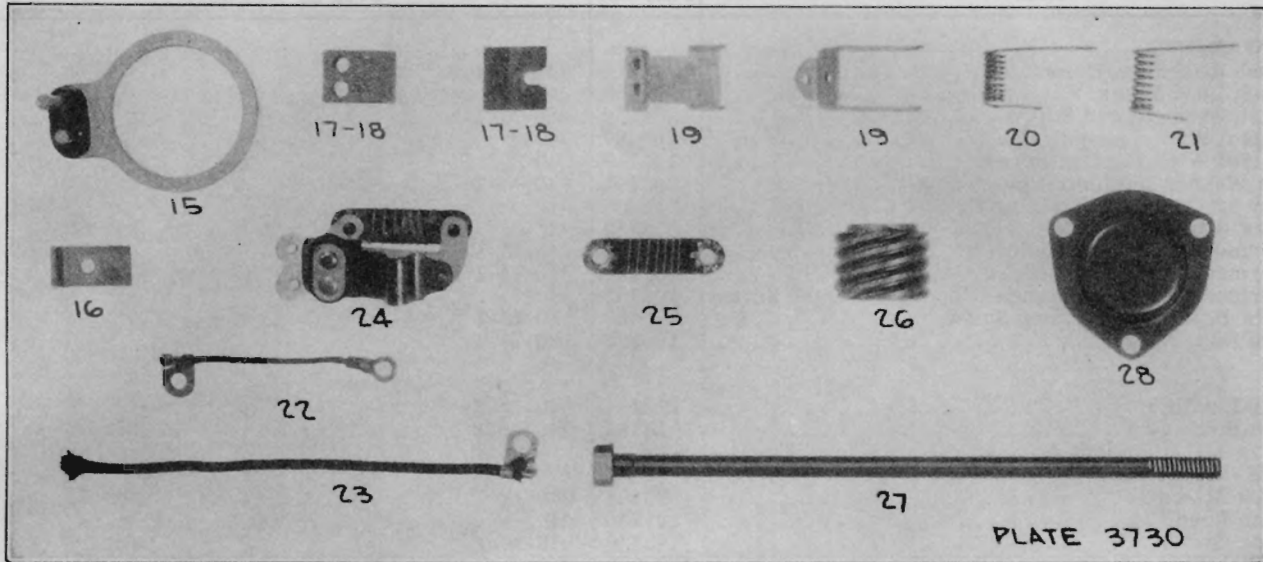
* Use 1844888 Armature for High Speed Service.
§ 662-B was also used.

Delco-Remy

PASSENGER CAR AND LIGHT TRUCK CATALOG

GENERATOR-GROUP 6

GENERATOR SERVICE PARTS



Illustrations are of Typical Parts only, which may vary in detail. For Parts not illustrated see Minor Parts Section.

Model No.	Third Brush Plate	Third Brush Plate Clamp	Main Brush	Third Brush	Brush Holder	Brush Spring Third and Ground	Brush Spring Insulated Main	Brush Ground Lead	Brush to Relay Lead	Thermostat Assembly	Thermostat Resistance	Distributor Drive Gear	Thru Bolt	Dust Cover C.E.
	15	16	17	18	19	20	21	22	23	24	25	26	27	28
940-M	809698	820107	35287	35288	820099	820100	820101	820315	812004	820531	807180	824411	815018	816212
940-T1	"	"	"	"	"	"	"	"	820742	824726	"	1837911	820118
940-T2	"	"	"	"	"	"	"	"	"	"	"	"	"
940-T3	"	"	"	"	"	"	"	"	"	"	"	"	"
.....

Delco-Remy

GENERATOR-GROUP 6

PASSENGER CAR AND LIGHT TRUCK CATALOG

GENERATOR SERVICE PARTS

MINOR PARTS SECTION


Name	Part No.	Used on Models
LOCK WASHERS		
Brush Attaching Screw	22817	940-M-T
Brush Lead Screw	802730	940-M
Brush Ground Lead Screw	802730	940-M-T
Control Wire Clamp Screw	106497	940-T
Control Wire Bracket Screw	106497	940-T
Felt Washer Retainer Plate Screw	106495	940-M-T
Gear or Coupling Retaining Nut	110405	940-T
Relay Attaching Screw	802729	All
Thermostat Resistance Screw	802730	940-M-T
Thermostat Terminal Screw	802730	940-M-T
Thermostat and Resistance Support Attaching Screw	106496	All
Third Brush Plate Clamp Screw	106497	940-M-T
Thru Bolt	108579	940-M-T
NUTS		
Gear Retainer	122264	940-M-T
Thru Bolt	115764	940-M-T
SCREWS		
Brush Attaching	820102	940-M-T
Brush Lead	141540	All
Brush Ground	141540	940-M-T
Control Wire Clamp	1839030	940-T
Control Wire Bracket Attaching	132910	940-T
Distributor Hold Down	35483	940-M
Distributor Hold Down	813044	940-T
Felt Washer Retainer Plate--C.E.	115434	940-M-T
Pole Shoe (3/8x24x5/8)	828675	All
Relay Attaching	115436	940-M-T
Third Brush Plate Clamp	141544	940-M-T
Thermostat Resistance	141542	All
Thermostat Terminal	141540	940-M-T
Thermostat and Resistance Support Attaching	141541	940-T
WASHERS		
Ball Bearing Retainer--C.E.	34495	940-M-T
Distributor Hold Down Screw Plain	21168	940-M
Distributor Hold Down Screw Spring	35498	940-T
Distributor Hold Down Screw	813046	940-M
Felt--C.E.	820106	940-M-T
Third Brush Plate Spring	809824	All
MISCELLANEOUS		
Brush Holder PIN	820095	940-M-T
Brush Holder Stop PIN	820093	940-M-T
Brush Holder PIN and INSULATION	820094	940-M-T
Brush Holder Stop PIN and INSULATION	820092	940-M-T
Brush Clip SUPPORT	820103	940-M-T
Dowel PIN--C.E.	809062	All
Dowel PIN--D.E.	809593	All
Felt Washer Retainer PLATE--C.E.	820104	940-M-T
Felt Washer Retainer Plate GASKET--C.E.	820105	940-M-T
Lead BRACKET	16597	940-T
OILER--C.E.	113702	940-M-T
Pole SHOE	813496	All
Relay Lead CLIP	200181	All
Relay Lead BUSHING	812891	All
Relay Terminal CLIP	812674	940-M-T
Third Brush Plate Spring Washer PIN	820108	940-M-T
Woodruff KEY--D.E. (For Coupling)	124546	940-M-T
Woodruff KEY (Gear)	124544	940-M-T

Delco-Remy

PASSENGER CAR AND LIGHT TRUCK CATALOG

GENERATOR-GROUP 7

GENERATOR SERVICE PARTS



Illustrations are of Typical Parts only, which may vary in detail. For Parts not illustrated see Minor Parts Section.

Model No.	Frame and Field	Frame and Base	Field Coil Set (2 Coils)	Relay Lead	Relay Lead Bushing	Commutator End Frame	Drive End Frame	Bushing C.E.	Ball Bearing D.E.	Ball Bearing Retainer Plate D.E.	Felt Washer Retainer Plate D.E.	Felt Washer Retainer Plate C.E.	Relay
	1	2	3-4	5	6	7	8	9	10	11	12	13	14
943-J	†1902102	1847387	812891	817216	817223	812823	954378	1911263	819104	1867781
943-R	† " "	812004	" "	1836969	" "	" "	" "	" "	" "	" "
943-S	† " "	" "	" "	" "	" "	" "	" "	" "	" "	" "
.....
.....

† Also order 1902134 Lead.

Delco-Remy

GENERATOR-GROUP 7

PASSENGER CAR AND LIGHT TRUCK CATALOG

GENERATOR SERVICE PARTS




PLATE 3688

Illustrations are of Typical Parts only, which may vary in detail. For Parts not illustrated see Minor Parts Section.

Model No.	Arma- ture	Main Brush	Third Brush	Brush Holder	Brush Spring Third or Ground	Brush Spring Insu- lated Main	Third Brush Plate	Third Brush Plate Clamp	Brush Ground Lead	Thermo- stat or Resis- tance Assem- bly Base	Ther- mostat Resis- tance	Oil Well or Dust Cover C.E.	Thru Bolt	Com- mu- tator Cover Band
	15	16	17	18	19	20	21	22	23	24	25	26	27	28
943-J	1871826	809637	809637	809642	809644	809658	809698	817532	809688	820524	815018	†816340
943-S	"	1838583	812715	812711	812712	812712	1837026	"	"	"	"	"
943-T	"	"	"	"	"	"	"	"	"	"	"	"
.....
.....

† 816340 is 14 47/64" long -- 1861502 is 14 11/32" long.

Delco-Remy

PASSENGER CAR AND LIGHT TRUCK CATALOG

GENERATOR-GROUP 7

GENERATOR SERVICE PARTS

MINOR PARTS SECTION

Name	Part No.	Used on Models
LOCK WASHERS		
Ball Bearing Retainer Plate Screw	802731	All
Brush Attaching Screw	106495	943-J
Brush Attaching Screw	802730	943-R-S
Brush Lead Screw	802730	943-J-R-S
Brush Ground Lead Screw	802729	943-J-R-S
Cover Plate Screw	802729	943-J-R-S
Field Lead Ground Screw	802729	943-J-R-S
Fuse Holder Screw	802729	943-S
Generator Mounting Bracket Bolt	108579	943-J
Relay Attaching Screw	802729	All
Shaft Nut	804000	943-J-R-S
Terminal Screw--Relay	802729	943-R-S
Third Brush Clamp Screw	106497	All
Thru Bolt	108579	All
NUTS		
Mounting Bracket	111146	943-J
Shaft	806815	943-J-R-S
SCREWS		
Ball Bearing Retainer Plate--D.E.	100763	943-J-R-S
Ball Bearing Retainer Plate--D.E.	115431	943-R-S
Brush Attaching	115903	943-J
Brush Lead	141541	943-R-S
Brush Lead	141540	943-J
Brush Ground Lead	115607	943-R-S
Cover Plate--C.E.	115607	943-J-R-S
Field Lead Ground	115607	943-J-R-S
Fuse Holder	141547	943-S
Generator Mounting Bracket BOLT	817271	943-J
Pole Shoe (3/8-24 ANF)	828675	All
Relay Attaching (5/16x8/32--Fil.)	115436	943-J-R-S
Relay Terminal	121749	943-R-S
Third Brush Plate Clamp (10-32x5/8)	141543	943-J-R-S
WASHERS		
Ball Bearing Space--D.E.--Inside	809945	All
Brush Attaching Screw Plain	809551	943-J
Felt--D.E.	809961	All
Fuse Holder Screw	802763	943-S
Third Brush Plate Spring	809824	All
MISCELLANEOUS		
Ball Bearing Retainer Plate GASKET	819105	943-J-R-S
Brush Holder PIN and INSULATION	812016	943-J-R-S
Brush Holder PIN (Grounded)	817313	943-J-R-S
Brush Holder Stop PIN and INSULATION	812015	943-J
Brush Holder Stop PIN and INSULATION	812829	943-R-S
Brush Holder Stop PIN (Grounded)	817314	943-J
Brush Holder Stop PIN (Grounded)	818400	943-R-S
Brush Holder Cotter PIN	107761	943-R-S
Cover Plate GASKET--C.E.	817220	943-J-R-S
Dowel PIN--C.E.	809593	All
Dowel PIN--D.E.	809593	All
OILER--C.E.	113702	943-J-R-S
OILER--D.E.	113702	943-J-R-S
Oil Hole PLUG--C.E.	816315	943-J-R-S
Oil WICK--C.E.	804076	943-J-R-S
Pole SHOE	816331	All
Relay Lead CLIP--To Relay	200154	943-J-S-T
Shaft COLLAR--D.E.	817224	943-B-J-R-S
Third Brush Plate Spring Washer PIN	809614	All

Delco-Remy
PASSENGER CAR AND LIGHT TRUCK CATALOG
GENERATOR SERVICE PARTS




PLATE 3769

Illustrations are of Typical Parts only, which may vary in detail. For Parts not illustrated see Minor Parts Section.

Model No.	Frame and Field	Field Coil Set (2 Coils)	Armature	Commutator End Frame	Drive End Frame	Bushing C.E.	Ball Bearing D.E.	Ball Bearing Retainer Plate C.E.	Ball Bearing Retainer Plate D.E.	Felt Washer Retainer Plate C.E.	Felt Washer Retainer Plate D.E.	Commutator End Cover Plate C.E.	Relay
	1	2-3	4	5	6	7	8	9	10	11	12	13	14
946-C	†1902102	1871826	1859961	1858606	812823	954378	1911263	819104	820524	1867781
946-D	† "	1841027	"	"	"	"	"	"	"	"
946-N	† "	"	"	1910404	"	"	"	"	"	"
946-P	† "	"	"	"	"	"	"	"	"	"
946-S	† "	"	"	"	"	"	"	"	"	"

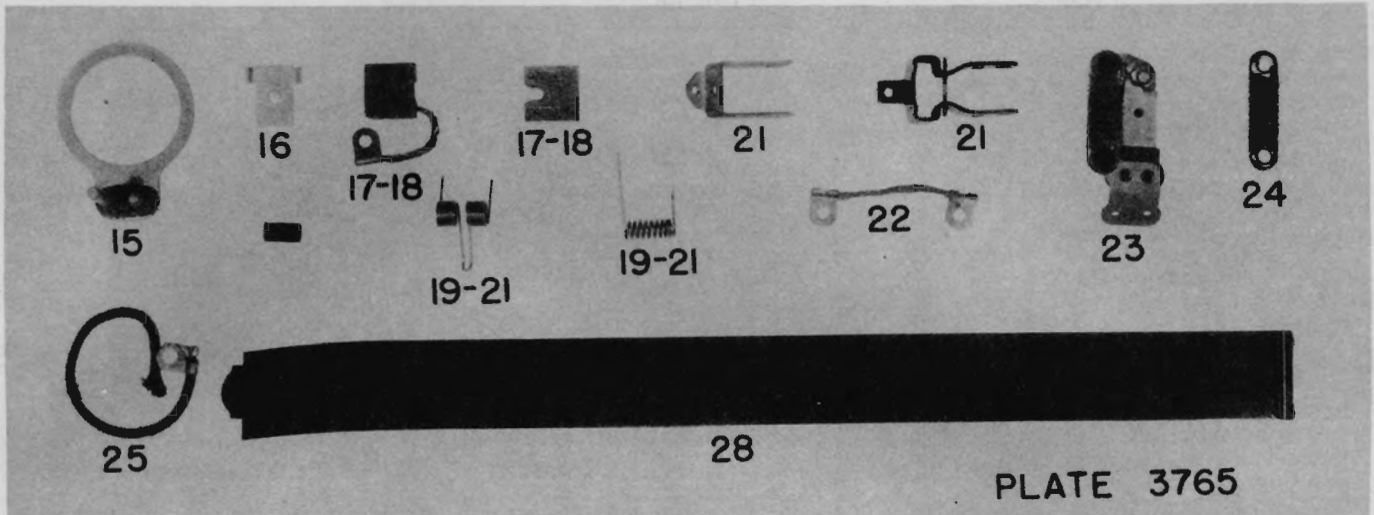
† Also order 1902134 Lead.

Delco-Remy

PASSENGER CAR AND LIGHT TRUCK CATALOG

GENERATOR-GROUP 8

GENERATOR SERVICE PARTS



Illustrations are of Typical Parts only, which may vary in detail. For Parts not illustrated see Minor Parts Section.

Model No.	Third Brush Plate	Third Brush Plate Clamp	Main Brush	Third Brush	Brush Spring Insulated Main	Brush Spring Third and Ground	Brush Holder	Brush Ground Lead	Thermostat	Thermostat Resistance	Relay Lead	Relay Lead Bushing	Thru Bolt	Commutator Cover Band
	15	16	17	18	19	20	21	22	23	24	25	26	27	28
946-C	809698	817532	820517	820517	809658	809644	809642	809688	1847387	812891	815018	1861502
946-D	"	"	"	"	"	"	"	"	812004	"	"	"
946-N	"	"	"	"	"	"	"	"	1847387	"	"	"
946-P	"	"	"	"	"	"	"	"	"	"	"	"
946-S	"	"	"	"	"	"	"	"	"	"	"	"

Delco-Remy

GENERATOR-GROUP 8

PASSENGER CAR AND LIGHT TRUCK CATALOG

GENERATOR SERVICE PARTS

MINOR PARTS SECTION


Name	Part No.	Used on Models
LOCK WASHERS		
Ball Bearing Retainer Plate Screw	802731	946-C-D-N-P-S
Brush Screw--No. 6-3/64x1/32	141550	946-C-D-N-P-S
Brush Lead Screw--No. 6-3/32x1/32	802730	946-C-D-N-P-S
End Cover Plate Screw	802729	946-C-D-N-P-S
Field Lead Ground Screw	802729	946-C-D-N-P-S
Relay Attaching Screw	802729	946-C-D-N-P-S
Shaft Nut	804000	946-C-D-N-P-S
Third Brush Clamp Screw	106497	946-C-D-N-P-S
Thru Bolt	108579	946-C-D-N-P-S
NUTS		
Shaft	806915	946-C-D-N-P-S
SCREWS		
Ball Bearing Retainer Plate--10-32x3/8	1866970	946-C-D
Ball Bearing Retainer Plate	1866970	946-N-P-S
Brush Attaching	1862803	946-C-D-N-P-S
Brush Lead--6-32x3/16	141540	946-C-D-N-P-S
End Cover Plate--C.E.	1866165	946-C-D-N-P-S
Ground--Field Lead	115607	946-C-D-N-P-S
Pole Piece--3/8-24	828675	946-C-D-N-P-S
Relay Mounting	115436	946-C-D-P-S
Third Brush Clamp	142729	946-C-D-N-P-S
WASHERS		
Ball Bearing Space--Inside--D.E.	809945	946-C-D-N-P-S
Brush Screw	809551	946-C-D-N-P-S
Felt--D.E.	809961	946-C-D-N-P-S
Third Brush Plate Spring	809824	946-C-D-N-P-S
MISCELLANEOUS		
COLLAR--Outside--D.E.	817224	946-C-
COLLAR--Outside--D.E.	1858603	946-D-N-P-S
FAN--D.E.	1858604	946-C-D-N-P-S
GASKET--Ball Bearing Retainer Plate	1855701	946-C-D-N-P-R
GASKET--End Cover	817220	946-C-D-N-P-S
OILER--C.E.	113702	946-C-D-N-P-S
OILER--D.E.	125609	946-C-D-N-P-S
Oil WICK--C.E.	804076	946-C-D-N-P-S
PIN--Dowel--D.E.	809593	946-C-D-N-P-S
PIN--Dowel--C.E.	809062	946-C-D-N-P-S
PIN--Main Brush Holder Hinge	817313	946-C-D-N-P-S
PIN and Insulation--Main Brush Holder	812016	946-C-D-N-P-S
PIN--Main Brush Holder Stop	817314	946-C-D-N-P-S
PIN and Insulation--Brush Holder Stop	812015	946-C-D-N-P-S
PIN--Third Brush Plate Spring Washer	809614	946-C-D-N-P-S
PLUG--Oil Hole--C.E.	816315	946-C-D-N-P-S
Pole SHOE	816331	946-C-D-N-P-S
PULLEY	1867190	946-P
PULLEY	1871721	946-S
Terminal CLIP--To Ground	200144	946-C-D-N-P-S
Terminal CLIP--To Brush and Fuse	200182	946-C-D-N-P-S
Terminal CLIP--To Relay	200154	946-C-D-N-P-S
Woodruff KEY--D.E.	124545	946-C-D-N-P-S

Delco-Remy

PASSENGER CAR AND LIGHT TRUCK CATALOG

GENERATOR-GROUP 9

GENERATOR SERVICE PARTS



Illustrations are of Typical Parts only, which may vary in detail. For Parts not illustrated see Minor Parts Section.

Model No.	Frame and Field	Field Coil Set (2 Coils)	Armature	Commutator End Frame	Drive End Frame	Bushing C.E.	Ball Bearing D.E.	Ball Bearing Retainer Plate C.E.	Ball Bearing Retainer Plate D.E.	Felt Washer Retainer Plate C.E.	Felt Washer Retainer Plate D.E.	Cover Plate C.E.	Relay or Regulator
	1	2-3	4	5	6	7	8	9	10	11	12	13	14
948-C	1902105	1871826	1878689	1863559	812823	903204	820707	820709	820524	5542
948-G	"	"	"	1866419	"	954378	1911263	819104	"	§
948-H	"	"	"	1864157	"	"	"	"	"	§
948-R	"	"	"	1871693	"	"	"	"	"	1867781
948-S	"	"	"	"	"	"	"	"	"	§
948-U	"	"	"	1866419	"	"	"	"	"	§
948-Y	"	"	"	1871693	"	"	"	"	"	§
.....
.....
.....

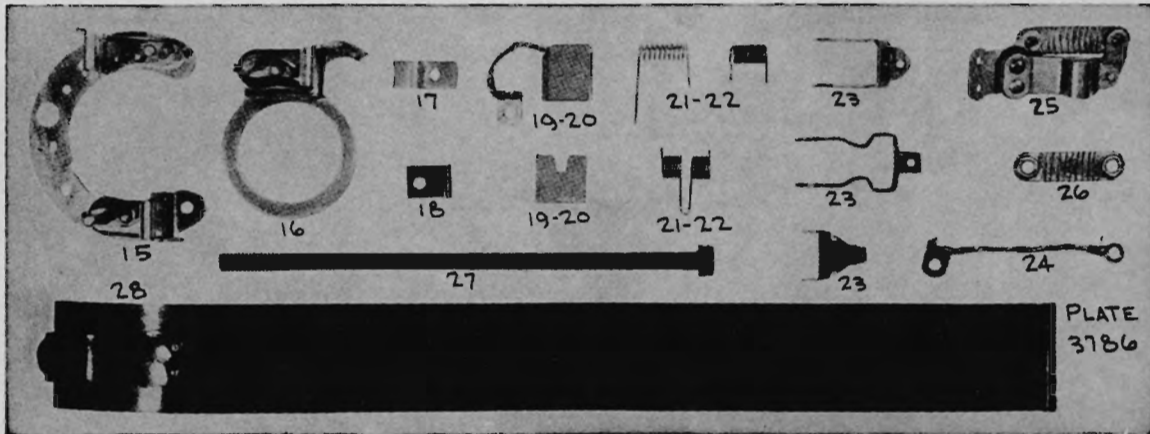
§ Not part of Generator -- See Application Index for Model No.

Delco-Remy

GENERATOR-GROUP 9

PASSENGER CAR AND LIGHT TRUCK CATALOG

GENERATOR SERVICE PARTS



Illustrations are of Typical Parts only, which may vary in detail. For Parts not illustrated see Minor Parts Section.

Model No.	Main Brush Plate	Third Brush Plate	Third Brush Plate Clamp	Third Brush Plate Clamp Spring	Main Brush	Third Brush	Main Brush Spring	Third or Ground Brush Spring	Brush Holder or Arm	Brush Ground Lead	Thermostat	Thermostat Resistance	Thru Bolt	Commutator Cover Band
	15	16	17	18	19	20	21	22	23	24	25	26	27	28
948-C	1873956	1859144	1850770	1850771	1866148	1850768	1850760	1850767	1850759	815018	1861502
948-G	1866417	“	“	“	“	“	“	“
948-H	“	“	“	“	“	“	“	“
948-R	1873956	1859146	1850770	1850771	“	“	“	“	“	“	“
948-S	1866417	“	“	“	“	“	“	“
948-U	“	“	“	“	“	“	“	“
948-Y	“	“	“	“	“	“	“	1851502
.....
.....
.....

Delco-Remy

PASSENGER CAR AND LIGHT TRUCK CATALOG


GENERATOR-GROUP 9

GENERATOR SERVICE PARTS

MINOR PARTS SECTION

Name	Part No.	Used on Models
LOCK WASHERS		
Ball Bearing Retainer Plate Screw	802731	948-C-G-H-S-U-Y
Brush Lead Screw	802730	948-C-G-H-R-S-U
Brush Plate Attaching Screw--Main	106496	948-C-G-H-R-S-U-Y
Com. End Cover Frame Cover Attaching Screw	802729	948-C-D-G-H-R-S-U-Y
Regulator Attaching Screw	138479	948-C-D
Regulator Ground Lead Screw	141553	948-G-H-U
Field Terminal Stud Nut	802757	948-G-H-R-S-U-Y
Relay Mounting Screw	802729	948-R
Shaft Nut	804000	948-C-D-G-H-R-S-U-Y
Third Brush Clamp Screw	106497	948-C-D-R
Thru Bolt	108579	All
NUTS		
Field Terminal Stud	121743	948-G-H-R-S-U-Y
Shaft--D.E. (1/4-20 Castle)	103047	948-C
Shaft--D.E.	806915	948-C-D-G-H-R-S-U-Y
SCREWS		
Ball Bearing Retainer Plate	5017850	948-C-G-H-R-S-U
Brush Plate Attaching--Main	115434	948-C-D-R-S-U-Y
Brush Plate Clamp--Third	141602	948-C-D-R
Brush Lead	141542	948-C-D-R-S-U-Y
Commutator End Cover	1866165	948-C-G-H-R-S-U-Y
Regulator Ground Lead	132243	948-G-H-U
Pole Shoe	828675	All
WASHERS		
Brush Arm Space	1857412	948-C-D-G-H-R-S-U-Y
Regulator Screw	1856056	948-C-D
Felt	809961	948-G-H-R-S-U-Y
Felt	820706	948-C
Shaft Nut	811381	948-C
Space--Inside--D.E.	809945	948-D-G-H-R-U-Y
Space--Inside--D.E.	822644	948-C
Terminal Stud Insulation	1858753	948-G-H-R-S-U-Y
Terminal Stud Plain	1881409	948-G-H-R-S-U-Y
MISCELLANEOUS		
Ball Bearing Retainer Plate GASKET	820708	948-C
Ball Bearing Retainer Plate GASKET	1855701	948-D-G-H-R-S-U-Y
COLLAR--Outside--D.E.	1863561	948-C
COLLAR--Space--D.E.	1858603	948-G-H-S-U-Y
COLLAR--Outside--D.E.	1863792	948-D
Dowel PIN--C.E.	809062	948-D-G-H-R-S-U-Y
Dowel PIN--D.E.	809593	948-C-D-G-H-R-S-U-Y
End Cover GASKET	817220	948-C-D-G-H-R-S-U-Y
FAN	1858604	948-C-S-Y
FAN	1866003	948-U
Oil Hole PLUG	816315	948-C-D-G-H-R-S-U-Y
OILER--C.E.	113702	948-C-D-G-R-S-U-Y
OILER--D.E.	125609	948-C-D-G-H-R-S-U-Y
Oil WICK	804076	948-C-D-G-H-R-S-U-Y
Pole SHOE	1853592	948-C-D-H-R
Pole SHOE	1867630	948-G-S-U-Y
PULLEY	1862200	948-S
PULLEY	1861014	948-Y
PULLEY	1866004	948-U
PULLEY (Optional for Taxicab)	1871592	948-U
PULLEY and FAN	1864032	948-D
Relay LEAD	810397	948-C-D
Relay LEAD	1847387	948-R
Relay Lead BUSHING	812891	948-C-D-R
Relay Ground LEAD	812653	948-C
Terminal CLIP--Relay End	200154	948-C
Terminal CLIP--Relay End	200188	948-C-D
Terminal CLIP--To Brush	200182	948-C-D-G-H-R-S-U-Y
Terminal CLIP--To Regulator	200154	948-D-R
Terminal STUD and LEAD Assembly	1858754	948-G-H-S-U-Y
Terminal STUD and BUSHING Assembly	1858749	948-G-R-S-U-Y

Delco-Remy
 PASSENGER CAR AND LIGHT TRUCK CATALOG
 GENERATOR SERVICE PARTS



Illustrations are of Typical Parts only, which may vary in detail. For Parts not illustrated see Minor Parts Section.

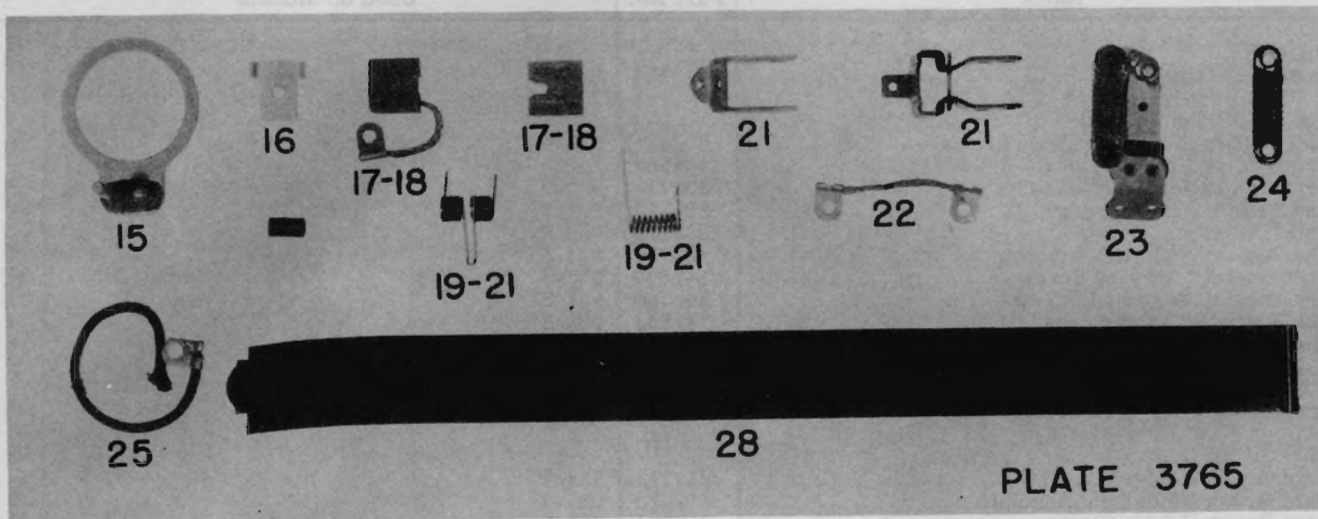
Model No.	Frame and Field	Field Coil Set (2 Coils)	Armature	Commutator End Frame	Drive End Frame	Bushing C.E.	Ball Bearing D.E.	Ball Bearing Retainer Plate C.E.	Ball Bearing Retainer Plate D.E.	Felt Washer Retainer Plate C.E.	Felt Washer Retainer Plate D.E.	Cover Plate C.E.	Relay
	1	2-3	4	5	6	7	8	9	10	11	12	13	14
953-S	1902101	817807	817216	817223	812823	954378	1911263	819104	820524	1867781
.....
.....
.....

Delco-Remy

PASSENGER CAR AND LIGHT TRUCK CATALOG

GENERATOR-GROUP 10

GENERATOR SERVICE PARTS



Illustrations are of Typical Parts only, which may vary in detail. For Parts not illustrated see Minor Parts Section.

Model No.	Third Brush Plate	Third Brush Plate Clamp	Main Brush	Third Brush	Brush Spring Insulated Main	Brush Spring Third and Ground	Brush Holder	Brush Ground Lead	Thermostat	Thermostat Resistance	Relay Lead	Relay Lead Bushing	Thru Bolt	Commutator Cover Band
	15	16	17	18	19	20	21	22	23	24	25	26	27	28
953-S	809698	817532	820517	820517	809658	809644	809642	809688	824726	807180	1847387	812891	815018	816340
.....
.....
.....
.....

Delco-Remy

GENERATOR-GROUP 10

PASSENGER CAR AND LIGHT TRUCK CATALOG

GENERATOR SERVICE PARTS

MINOR PARTS SECTION


Name	Part No.	Used on Models
COLLARS		
Space--Outside--C.E.	817224	953-S
LOCK WASHERS		
Ball Bearing Retainer Plate Screw	802731	953-S
Brush Attaching Screw--6--3/64 x 1/32	141550	All
Brush Lead Screw--6--.143 x 3/32 x 1/32	802730	953-S
End Frame Cover Screw	802729	953-S
Relay Attaching Screw	802729	953-S
Thermostat Resistance Screw	802730	953-S
Thermostat Mounting Screw	141550	953-S
Thermostat Terminal Screw	802730	953-S
Third Brush Clamp Screw	141552	953-S
Thru Bolt	141555	953-S
NUTS		
Armature Shaft--D.E.	806915	953-S
PINS		
Main Brush Holder	817313	953-S
Main Brush Holder and Insulation	812016	953-S
Main Brush Holder Stop	817314	953-S
Main Brush Holder Stop and Insulation	812015	953-S
Dowel--D.E.	809593	953-S
Dowel--C.E.	809062	953-S
Third Brush Spring Washer	809614	953-S
SCREWS		
Brush Attaching--6--32 x 1/2	115903	953-S
Brush Lead--6--32 x 3/16	141540	953-S
Ball Bearing Retainer Plate--D.E.	115431	953-S
End Frame Cover--C.E.	115607	953-S
Pole Piece--3/8--24 Thread	828675	953-S
Relay Mounting	115436	953-S
Thermostat Mounting	141541	953-S
Thermostat Resistance	141542	953-S
Thermostat Terminal--6--32 x 3/16	141540	953-S
Third Brush Clamp--10--32 x 5/8	141543	953-S
WASHERS		
Ball Bearing Space--D.E.	809945	953-S
Brush Screw	809551	953-S
Felt--D.E.	809961	953-S
Third Brush Plate Spring	809824	953-S
MISCELLANEOUS		
Ball Bearing Retainer Plate GASKET	819105	953-S
CLIP--Relay End	200154	953-S
CLIP--Brush End	200181	953-S
CLIP--Field Lead--Third Brush	200144	953-S
End Frame Cover GASKET	817220	953-S
Field Lead CLIP (Brush End)	200144	953-S
OILER--D.E.	113702	953-S
Oil WICK--C.E.	804076	953-S
Oil Wick PLUG--C.E.	816315	953-S
Pole PIECE	1849018	953-S
Relay COVER	813158	953-S

Delco-Remy

PASSENGER CAR AND LIGHT TRUCK CATALOG

GENERATOR-GROUP 11

GENERATOR SERVICE PARTS



Illustrations are of Typical Parts only, which may vary in detail. For Parts not illustrated see Minor Parts Section.

Model No.	Frame and Field Assembly	Field Coil Set (2 Coils)	Armature	Commutator End Frame	Drive End Frame	Ball Bearing C.E.	Ball Bearing or Bushing D.E.	Bearing or Oil Retainer Plate D.E.	Oil Thrower C.E.	Oil Baffle or Oil Ring D.E.	Commutator Cover Band	Distributor Complete	Relay
	1	2-3	4	5	6	7	8	9	10	11	12	13	14
†956-B-1	1902109	★1845920	1845918	1845922	908503	816340	1867781
§956-H-1	“	★ “	1853996	“	“	1853998	“	264-K
.....
.....

† 956-B-3 is same as B-1 except has 661-L Distributor.

§ 956-H-2 is same as 956-H-1 except has 663-A Distributor.

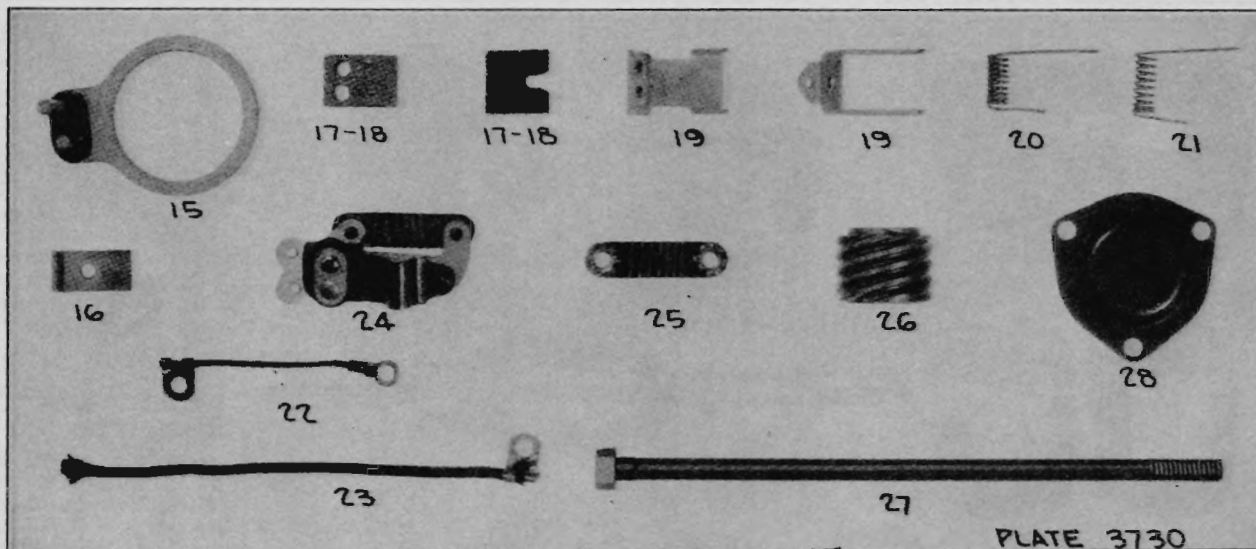
★ Use 1857868 Armature for high speed operation.

Delco-Remy

GENERATOR-GROUP 11

PASSENGER CAR AND LIGHT TRUCK CATALOG

GENERATOR SERVICE PARTS



Illustrations are of Typical Parts only, which may vary in detail. For Parts not illustrated see Minor Parts Section.

Model No.	Third Brush Plate	Third Brush Plate Clamp	Main Brush	Third Brush	Brush Holder	Brush Spring Third and Ground	Brush Spring Insulated Main	Brush Ground Lead	Brush to Relay Lead	Thermostat Assembly	Thermostat Resistance	Distributor Drive Gear	Thru Bolt	Dust Cover C.E.
	15	16	17	18	19	20	21	22	23	24	25	26	27	28
956-B-1	809698	820107	1845987	35288	1845988	820100	820101	820315	812004	824726	807180	1845925	1854330
956-H-1	1854000	“	“	“	“	“	“	809966	“	“	“	“
.....
.....

MINOR PARTS SECTION

Name	Part No.	Used on Models
LOCK WASHERS		
Brush Lead Attaching Screw	802730	956-B-H
Coupling Attaching Nut	110405	956-B-H
Control Wire Bracket Clamp Screw	106497	956-B-H
Control Wire Bracket Screw	106497	956-B-H
Relay Attaching Screw	802729	956-B
Relay Terminal Screw	802729	956-H
Relay Attaching Screw	106497	956-H
Thermostat Attaching Screw	106497	956-B-H
Thermostat Resistance Attaching Screw	802730	956-B-H
Thermostat Terminal Screw	802730	956-B-H
Third Brush Plate Clamp Screw	106497	956-B-H
Third Brush Plate Adjusting Lever Screw	106496	956-H
Thru Bolt	108579	956-B-H
NUTS		
Gear or Coupling Attaching	804401	956-B-H
Thru Bolt	115764	956-B

Delco-Remy

PASSENGER CAR AND LIGHT TRUCK CATALOG

GENERATOR-GROUP 11

GENERATOR SERVICE PARTS

MINOR PARTS SECTION

Name	Part No.	Used on Models
SCREWS		
Ball Bearing Retainer Plate	115434	956-H
Brush Attaching--Main	1849133	956-B-H
Brush Lead Attaching	141540	956-B-H
Control Wire Clamp	1839030	956-B-H
Control Wire Bracket Attaching	132910	956-B-H
Distributor Hold Down	813044	956-B-H
Felt Washer Retainer Plate	115434	956-B
Pole Shoe	828675	956-B-H
Relay Attaching	115436	956-B
Relay Attaching	115431	956-H
Relay Terminal	115607	956-H
Thermostat Attaching	141541	956-B-H
Thermostat Resistance	141542	956-B-H
Thermostat Terminal	141540	956-B-H
Third Brush Plate Clamp	111118	956-B
Third Brush Plate Adjusting Lever	1835943	956-H
Third Brush Attaching	820102	956-B-H
WASHERS		
Brush Attaching Screw Plain (2 hole)	22817	956-B-H
Felt	820106	956-B-H
Felt Washer Retainer--C.E.	34495	956-B-H
Distributor Hold Down	813046	956-B-H
Third Brush Plate Spring	809824	956-H
Third Brush Plate Adjusting Screw	807716	956-H
MISCELLANEOUS		
Ball Bearing Retainer Plate GASKET	1854002	956-H
Brush Holder Hinge PIN and INSULATION	820094	956-B-H
Brush Holder Hinge PIN	820095	956-B-H
Brush Holder Stop PIN and INSULATION	820092	956-B-H
Brush Holder Stop PIN	820093	956-B-H
CLIP--Brush End	810069	956-B-H
CLIP--To Thermostat	831187	956-H
CLIP--To Relay	27128	956-H
CLIP--To Thermostat	833634	956-H
COLLAR--C.E.--Inside	809953	956-H
Control Wire BRACKET	1838445	956-B-H
Control Wire Bracket CLAMP	1838444	956-B-H
COUPLING	824410	956-B-H
Dowel PIN--C.E.	809062	956-B-H
Distributor Hold Down SPRING	813045	956-B-H
Felt Washer Retainer PLATE	820104	956-B
Lead BRACKET	16597	956-B
Pipe PLUG--End of Distributor Well	103865	956-B-H
POLE SHOE	1849756	956-B-H
Relay Lead BUSHING	812891	956-B-H
Relay Terminal Screw CLAMP	812674	956-B
Relay COVER	1854316	956-H
Relay Terminal CLAMP	1854841	956-H
Third Brush Spring Washer PIN	809614	956-H
Third Brush Plate Spring Washer PIN	820108	956-H
Third Brush Plate Adjusting LEVER	1853999	956-H
Third Brush Terminal BRACKET	820103	956-B-H

Delco-Remy
PASSENGER CAR AND LIGHT TRUCK CATALOG
GENERATOR SERVICE PARTS




PLATE 3769

Illustrations are of Typical Parts only, which may vary in detail. For Parts not illustrated see Minor Parts Section.

Model No.	Frame and Field	Field Coil Set (2 Coils)	Armature	Commutator End Frame	Drive End Frame	Bushing C.E.	Ball Bearing D.E.	Ball Bearing Retainer Plate C.E.	Ball Bearing Retainer Plate D.E.	Felt Washer Retainer Plate C.E.	Felt Washer Retainer Plate D.E.	Cover Plate C.E.	Regulator
	1	2-3	4	5	6	7	8	9	10	11	12	13	14
958-D	1902108	1841982	1878689	1871693	812823	954378	1911263	819104	820524	5542
.....
.....

MINOR PARTS SECTION


Name	Part No.	Used on Models
LOCK WASHERS		
Ball Bearing Retainer Plate Screw	802731	958-D
Brush Lead Attaching Screw	802730	958-D
Control Unit Mounting Screw	138479	958-D
End Cover Plate Screw--C.E.	802729	958-D
Main Brush Plate Attaching Screw	106496	958-D
Shaft Nut--D.E.	804000	958-D
Third Brush Clamp Screw	106497	958-D
Thru Bolt	108579	958-D
NUT		
Shaft--D.E.	806915	958-D
SCREWS		
Ball Bearing Retainer Plate--D.E.	1866970	958-D
Brush Lead Attaching	141542	958-D
Control Unit Mounting	132900	958-D
End Cover Plate--C.E.	1866165	958-D
Main Brush Plate Attaching	115434	958-D
Pole Shoe	828675	958-D
Third Brush Plate Clamp	1866487	958-D

Delco-Remy

PASSENGER CAR AND LIGHT TRUCK CATALOG

GENERATOR-GROUP 12

GENERATOR SERVICE PARTS



Illustrations are of Typical Parts only, which may vary in detail. For Parts not illustrated see Minor Parts Section.

Model No.	Main Brush Plate	Third Brush Plate	Third Brush Plate Clamp Upper	Third Brush Plate Clamp Lower	Brush Main	Brush Third	Brush Spring Main	Brush Spring Third	Brush Arm	Relay Lead	Pulley	Fan	Com-mutator Cover Band	Thru Bolt
	15	16	17	18	19	20	21	22	23	24	25	26	27	28
958-D	1873956	1859144	1850770	1850771	1866148	1850768	1850760	1850767	1850759	812004	1861502	809763
.....
.....
.....

MINOR PARTS SECTION

Name	Part No.	Used on Models
WASHERS		
Brush Arm Space	1857412	958-D
Control Unit Mounting	1856056	958-D
Felt--D.E.	809961	958-D
Space--Inside--D.E.	809945	958-D
MISCELLANEOUS		
BUSHING--Relay Lead	812891	958-D
COLLAR--Outside--D.E.	1858603	958-D
Dowel PIN--C.E.	809062	958-D
Dowel PIN--D.E.	809593	958-D
GASKET--Ball Bearing Retainer Plate--D.E.	1855701	958-D
GASKET--End Cover Plate--C.E.	817220	958-D
OILER--D.E.	125609	958-D
OILER--C.E.	113702	958-D
Oil WICK--C.E.	804076	958-D
Oil Hole PLUG--C.E.	816315	958-D
Pole SHOE	816323	958-D
Terminal CLIP	200182	958-D
Terminal CLIP--To Control Unit	200188	958-D
Terminal CLIP--To Control Unit--"F" Terminal	200154	958-D

Delco-Remy

PASSENGER CAR AND LIGHT TRUCK CATALOG

GENERATOR SERVICE PARTS




PLATE 3769

Illustrations are of Typical Parts only, which may vary in detail. For Parts not illustrated see Minor Parts Section.

Model No.	Frame and Field	Field Coil Set (2 Coils)	Armature	Commutator End Frame	Drive End Frame	Ball Bearing or Bushing C.E.	Ball Bearing D.E.	Ball Bearing Retainer Plate C.E.	Ball Bearing Retainer Plate D.E.	Felt Washer Retainer Plate C.E.	Felt Washer Retainer Plate D.E.	Cover Plate C.E.	Relay or Regulator
	1	2-3	4	5	6	7	8	9	10	11	12	13	14
961-H	1902109	1866171	1866174	1859040	903203	903203	1911263	809960	819104	814985	\$
961-M	"	1857866	1878689	1871693	812823	"	"	"	820524	\$
967-C	"	1836971	817216	817223	"	"	"	"	"	1867781
967-D	"	"	"	"	"	"	"	"	"	"
968-H	1902108	1841982	1878689	1866419	"	"	"	"	"	5542

§ Not part of Generator -- See Application Index for Model No.

Delco-Remy

PASSENGER CAR AND LIGHT TRUCK CATALOG

GENERATOR-GROUP 13

GENERATOR SERVICE PARTS




PLATE
3786

Illustrations are of Typical Parts only, which may vary in detail. For Parts not illustrated see Minor Parts Section.

Model No.	Main Brush Plate	Third Brush Plate	Third Brush Plate Clamp	Third Brush Plate Clamp Spring	Main Brush	Third Brush	Brush Spring	Third or Ground Brush Spring	Brush Arm or Holder	Brush Ground Lead	Thermostat	Thermostat Resistance	Thru Bolt	Commutator Cover Band
	15	16	17	18	19	20	21	22	23	24	25	26	27	28
961-H	1853020	1866148	1850760	1850759	1904843	816340
961-M	1873956	"	"	"	"	"	"	"	"	1904330	"
967-C	809698	817532	1845987	35288	820101	820100	1845988	820315	824726	807180	809763	"
967-D	"	"	"	"	"	"	"	"	"	"	"	"
968-H	1873956	1859144	1850770	1850771	1866148	1850768	1850760	1850767	1850759	809763	"

Delco-Remy

GENERATOR-GROUP 13

PASSENGER CAR AND LIGHT TRUCK CATALOG

GENERATOR SERVICE PARTS

MINOR PARTS SECTION

Name	Part No.	Used on Models
LOCK WASHERS		
Ball Bearing Retainer Plate Screw	802731	961-All
Brush Lead Screw	802730	961-H-M; 967-D-E
Brush Plate Attaching Screw	106496	961-H-M; 968-H
End Cover Plate Screw--C.E.	802729	961-M; 967-D-E
Relay Attaching Screw	802729	967-D-E
Shaft Nut	804000	961-M; 967-D-E; 968-H
Third Brush Clamp Plate Screw	106497	967-D-E; 968-H
Thru Bolt	103319	961-H
Thru Bolt	108579	961-M; 967-D-E; 968-H
Terminal Stud	802757	961-H-M
NUTS		
Armature Shaft--D.E.	806915	961-H-M; 968-H
Terminal Stud--Field	121743	961-H-M
SCREWS		
Ball Bearing Retainer Plate	1904370	961-H; 967-D-E; 968-H
Ball Bearing Retainer Plate	1904370	961-M
Brush Attaching	820102	967-D-E
Brush Lead Attaching	141541	961-H-M
Brush Lead Attaching	141540	967-D-E
Brush Lead Attaching	132688	968-H
Brush Plate Attaching	115434	961-H-M; 968-H
Regulator Ground Lead	132243	961-H-M
End Cover Plate	1864099	961-M
End Cover Plate--C.E.	1904370	961-H
End Cover Plate	121749	967-D-E; 968-H
Regulator Mounting	132900	968-H
Pole Piece	1843646	All
Relay Attaching	115436	967-D-E
Third Brush Clamp	141543	967-D-E
Third Brush Plate Clamp	1901840	968-H
WASHERS		
Ball Bearing Space	809945	961-M; 968-H
Brush Arm Space	1857412	961-H-M; 968-H
Felt	809961	961-H-M; 967-D-E; 968-H
Space--Inside--D.E.	809945	961-H; 967-D-E
Third Brush Plate Spring	809824	967-D-E
Terminal Stud Plain	1881409	961-H-M
Terminal Stud Insulation	1858753	961-H-M
MISCELLANEOUS		
Brush Holder PIN	817313	967-D-E
Brush Holder PIN and INSULATION	812016	967-D-E
Brush Holder Stop PIN	817314	967-D-E
Brush Holder Stop PIN and INSULATION	812015	967-D-E
CLIP--Brush End	200182	All
COLLAR--D.E.--Outside	817224	967-D-E
COLLAR--D.E.--Outside	1858603	961-M
COLLAR--Outside--D.E.	1858603	961-H; 968-H
Dowel PIN--D.E.	809593	All
Dowel PIN--C.E.	809062	All
FAN Only	1858604	961-H; 968-H
FAN Only	1866003	961-M
GASKET--C.E.--End Cover Plate	817220	961-M; 967-D-E; 968-H
GASKET--Ball Bearing Plate	1912008	All
OILER--D.E.	113702	967-D-E
OILER--D.E.	125609	961-H-M; 968-H
OILER--C.E.	113702	All
Oil WICK--C.E.	804076	961-M; 967-D-E; 968-H
Oil Hole PLUG--C.E.	816315	961-M; 967-D-E; 968-H
Pole SHOE	816323	968-H
Pole SHOE	1849756	961-H-M; 967-D-E

Delco-Remy

PASSENGER CAR AND LIGHT TRUCK CATALOG

GENERATOR-GROUP 13

GENERATOR SERVICE PARTS

MINOR PARTS SECTION


Name	Part No.	Used on Models
MISCELLANEOUS—Continued		
PULLEY	1850849	967-D
PULLEY Package	1862128	968-H
PULLEY Only	1862129	968-H
Relay LEAD	812004	968-H
Relay Lead BUSHING	812891	967-D-E; 968-H
Third Brush Spring Washer PIN	809614	967-D-E; 968-H
Terminal STUD Assembly—Field	1858749	961-H-M
Terminal STUD and LEAD Assembly	1858754	961-H-M

Delco-Remy

GENERATOR-GROUP 14

PASSENGER CAR AND LIGHT TRUCK CATALOG

GENERATOR SERVICE PARTS



Illustrations are of Typical Parts only, which may vary in detail. For Parts not illustrated see Minor Parts Section.

Model No.	Arma- ture	Field Coil Set (2 Coils)	Pole Shoe	Com- mutator End Frame	Drive End Frame	Bushing C.E.	Ball Bearing D.E.	Ball Bearing Re- tainer Plate D.E.	Felt Washer Re- tainer Plate D.E.	Com- mutator Cover Plate	Pulley	Fan	Relay or Regu- lator
	1	2-3	4	5	6	7	8	9	10	11	12	13	14
1100001	1871826	1902105	1864037	1871804	1871693	812823	903203	1911263	819104	820524	†	†	§
1100002	"	"	"	"	1866419	"	"	"	"	"	1871669	1866400	§
1100003	"	"	"	"	1871693	"	"	"	"	"	*1867862	"	§
1100004	"	"	"	"	"	"	"	"	"	"	§
1100005	"	"	"	"	1866419	"	"	"	"	"	1868307	1866400	§
1100006	1868760	"	"	"	1871693	"	"	"	"	"	§
1100007	1871826	"	"	"	1866419	"	"	"	"	"	1869289	1866400	§
1100008	"	"	"	"	1871693	"	"	"	"	"	1866403	"	§
1100009	"	"	"	"	"	"	"	"	"	"	1871669	"	§
1100452	"	"	1853592	1878689	1866419	"	"	"	"	"	1116755
1100460	"	"	1864037	"	1878691	"	"	"	"	"	§
.....
.....
.....
.....

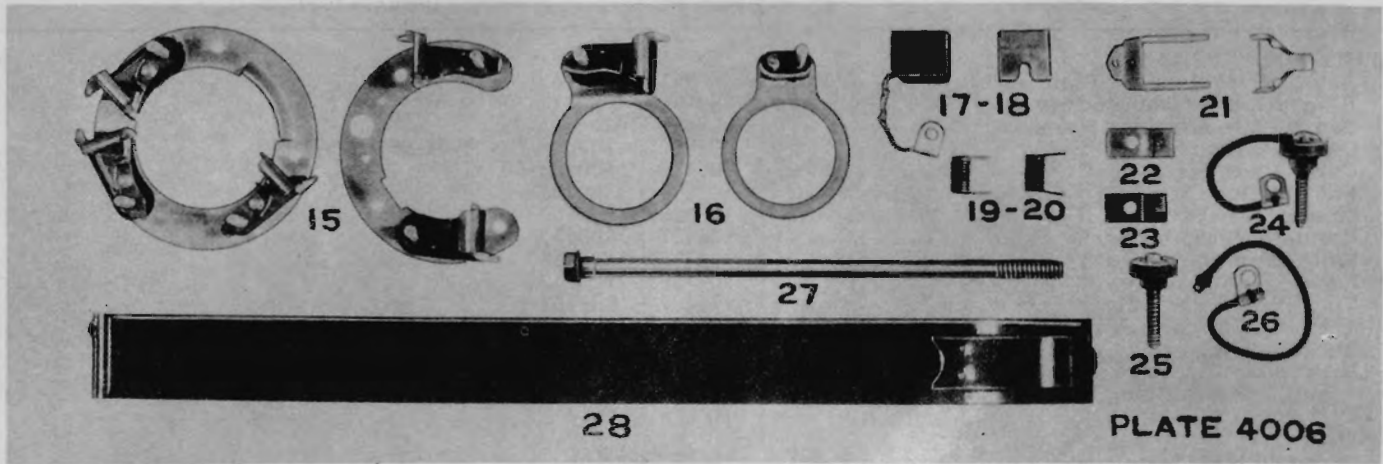
★ Use 1866400 Fan with 1867862 Pressed Steel Pulley.
 § Not part of Generator -- see Application Index for Model No.
 † 1871819 Pulley and 1866400 Fan shipped separately for Radio Generator.

Delco-Remy

PASSENGER CAR AND LIGHT TRUCK CATALOG

GENERATOR-GROUP 14

GENERATOR SERVICE PARTS



Illustrations are of Typical Parts only, which may vary in detail. For Parts not illustrated see Minor Parts Section.

Model No.	Main Brush Plate	Third Brush Plate	Brush Set	Main Brush Spring	Third or Ground Brush Spring	Brush Holder or Tension Lever	Third Brush Plate Clamp	Third Brush Plate Clamp Spring	Terminal Stud and Lead	Terminal Stud Only	Relay Lead	Thru Bolt	Commutator Cover Band
	15	16	17-18	19	20	21	22	23	24	25	26	27	28
1100001	1871806	1857963	1850760	1850767	1850759	1858754	1858749	815018	816340
1100002	"	"	"	"	"	"	"	"	"
1100003	"	"	"	"	"	"	"	"	"
1100004	"	"	"	"	"	"	"	"	"
1100005	"	"	"	"	"	"	"	"	"
1100006	"	"	"	"	"	"	"	"	"
1100007	"	"	"	"	"	"	"	"	"
1100008	"	"	"	"	"	"	"	"	"
1100009	"	"	"	"	"	"	"	"	"
1100452	1873956	1859144	"	"	"	"	1850770	1850771	"	1847387	"	1861502
1100460	"	1873958	"	"	"	"	"	"	1858754	"	"	816340
.....
.....
.....
.....

Delco-Remy

GENERATOR-GROUP 14

PASSENGER CAR AND LIGHT TRUCK CATALOG


GENERATOR SERVICE PARTS

MINOR PARTS SECTION

Name	Part No.	Used on Models
LOCK WASHERS		
Ball Bearing Retainer Plate Screw	802731	All
Brush Lead Attaching Screw	802730	All
Brush Plate Attaching Screw	106496	All
Cover Plate Screw--C.E.	802729	1100001-02-03-04-05-06-07-08-09
Cover Plate Screw--C.E.	106496	1100452-60
Fan Attaching Screw	118874	1100003
Ground Lead Screw	103319	1100460
Regulator Mounting Screw	106497	1100460
Relay Mounting Screw	802729	1100452
Relay Terminal Screw	802729	1100452
Third Brush Plate Clamp Screw	106497	1100452-60
Terminal Stud Nut	802757	All
Thru Bolt Nut	108579	All
Shaft Nut	804000	All
Wiring Harness Clamp Screw	103319	1100001-03-04-05-07-08
NUTS		
Terminal Stud	121743	All
Shaft--D.E.	806915	All except 1100006
Shaft--D.E.	103047	1100006
SCREWS		
Ball Bearing Retainer Plate	1904370	All
Brush Plate Attaching	1888975	All
Brush Lead Attaching	141541	1100001-02-03-04-05-06-07-08-09
Brush Lead Attaching	132688	1100452-60
End Cover Plate	1888975	All
Fan Attaching	132964	1100003
Field Lead Ground--1/4-20	132243	1100460
Pole Shoe	1843646	All
Relay Mounting	131958	1100452
Relay Terminal	1881998	1100452
Third Brush Plate Clamp	435429	1100452
Third Brush Plate Clamp	1901840	1100460
Wiring Harness Clamp	132243	1100001-03-04-05-06-08
WASHERS		
Brush Arm Space	1857412	All
Felt--D.E.	809961	All
Space--Inside--D.E.	809945	All
Space--Outside--D.E.	815660	1100460
Terminal Stud Plain	1881409	All
Terminal Stud--Insulation	1858753	All
Shaft Nut--Plain	811381	1100006
MISCELLANEOUS		
BUSHING--Relay Lead	812891	1100452
COLLAR--Outside--D.E.	1858603	1100001-02-05-06-07-08-09-1100452-60
COLLAR--Outside--D.E.	817224	1100003-04
COLLAR--(Used with pressed steel pulley)	1858603	1100003
Dowel PIN--C.E.	809062	All
Dowel PIN--D.E.	809593	All
GASKET--Ball Bearing Retainer Plate	1912008	All
GASKET--Cover Plate--C.E.	817220	All
OILER--C.E.	1880635	All
OILER--D.E.	1880641	All
Oil WICK--C.E.	804076	All
Oil Hole PLUG--C.E.	816315	All
Terminal CLIP--To Brush	200182	All
Wiring Harness CLAMP	1860459	1100003-12

Delco-Remy
PASSENGER CAR AND LIGHT TRUCK CATALOG
GENERATOR SERVICE PARTS

GENERATOR-GROUP 15



Illustrations are of Typical Parts only, which may vary in detail. For Parts not illustrated see Minor Parts Section.

Model No.	Arma- ture	Field Coil Set (2 Coils)	Pole Shoe	Com- mutator End Frame	Drive End Frame	Bushing C.E.	Ball Bearing D.E.	Ball Bearing Re- tainer Plate D.E.	Felt Washer Re- tainer Plate D.E.	Com- mutator End Cover Plate	Pulley	Fan	Relay or Regu- lator
	1	2-3	4	5	6	7	8	9	10	11	12	13	14
1101051	1871826	1869430	1878172	1868328	1866730	812823	954378	1911263	819104	820524	1868324	1866400	§
1101052	"	"	"	1882744	1868286	"	"	"	"	"	*1869825	"	§
1101053	"	"	"	"	"	"	"	"	"	"	1868367	"	§
1101054	"	"	"	1868328	1866730	"	"	"	"	"	1868074	"	§
1101055	"	"	"	1882744	1868286	"	"	"	"	"	1866403	"	§
1101056	"	"	"	1868328	1866730	"	"	"	"	"	1873849	"	§
.....
.....
.....
.....

§ Not part of Generator. See Application Index for Model No.

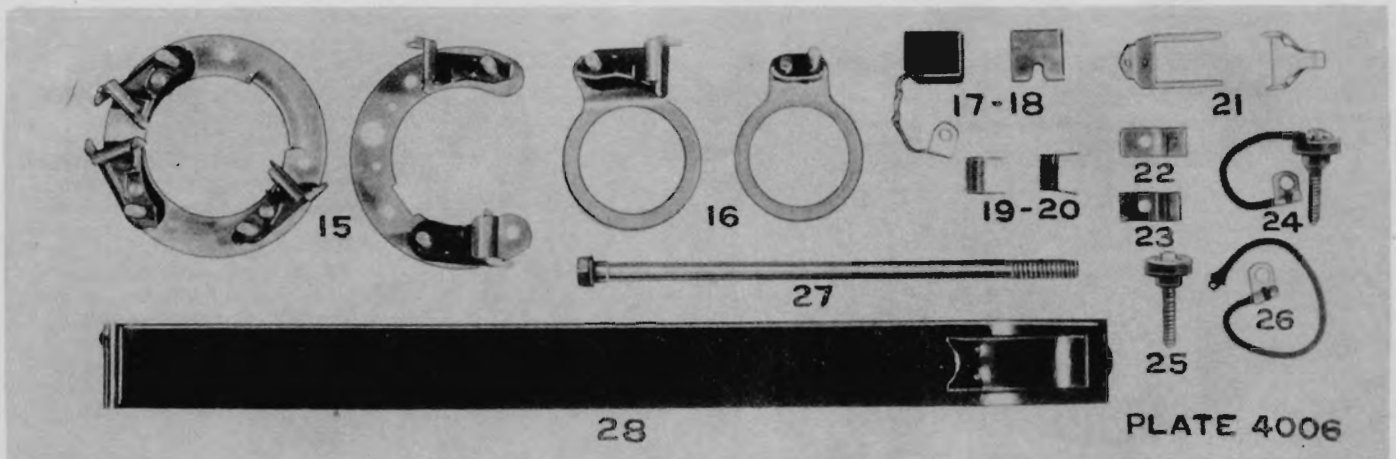
* Use 1871591 Pulley for Slow Speed City Service.

Delco-Remy

GENERATOR-GROUP 15

PASSENGER CAR AND LIGHT TRUCK CATALOG

GENERATOR SERVICE PARTS



Illustrations are of Typical Parts only, which may vary in detail. For Parts not illustrated see Minor Parts Section.

Model No.	Main Brush Plate	Third Brush Plate	Brush Set	Main Brush Spring R.H. Ins.	Third Brush Spring L.H. Ground	Brush Arm	Third Brush Plate Clamp Upper	Third Brush Plate Clamp Spring	Terminal Stud and Lead	Terminal Stud Only	Relay Lead	Thru Bolt	Commutator Cover Band
	15	16	17-18	19	20	21	22	23	24	25	26	27	28
1101051	1871806	1857963	1850760	1850767	1850759	1858754	1858749	815018	816340
1101052	"	"	"	"	"	"	"	"	"
1101053	"	"	"	"	"	"	"	"	"
1101054	"	"	"	"	"	"	"	"	"
1101055	"	"	"	"	"	"	"	"	"
1101056	"	"	"	"	"	"	"	†
.....
.....
.....
.....

† Use 1874740 Cover Band (Vent Strap - Front); 1874741 (Vent Strap - Rear)

Delco-Remy

PASSENGER CAR AND LIGHT TRUCK CATALOG

GENERATOR-GROUP 15

GENERATOR SERVICE PARTS

MINOR PARTS SECTION


Name	Part No.	Used on Models
LOCK WASHERS		
Ball Bearing Retainer Plate Screw	802731	All
Brush Plate Attaching Screw	106496	All
Brush Lead Attaching Screw	802730	All
Control Unit Ground Lead Screw	103319	1101051-02-03-04-05
Commutator End Cover Plate	106496	All
Field Frame Screw	103319	1101056
Shaft Nut--D.E.	141706	1101051-06
Shaft Nut--D.E.	804000	1101051-02-03-04-05
Terminal Stud	802757	All
Thru Bolt	108579	All
NUTS		
Shaft--D.E.	806915	All
Terminal Stud	121743	All
SCREWS		
Ball Bearing Plate--D.E.	1866970	All
Brush Plate Attaching	1888975	All
Brush Lead Attaching	141542	All
Commutator End Cover Plate	1888975	All
Control Unit Ground	132243	1101051-02-03-04-05
In Field Frame	132243	1101051-06
Pole Shoe	828675	All
WASHERS		
Brush Arm Space	1857412	All
Felt--D.E.	809961	All
Space--Inside--D.E.	809945	All
Terminal Stud--Ins.	1858753	All
Terminal Stud--Plain	1881409	All
MISCELLANEOUS		
COLLAR--Outside--D.E.	1858603	All
Dowel PIN--D.E.	809593	All
Dowel PIN--C.E.	809062	All
GASKET--Ball Bearing Retainer Plate--D.E.	1855701	All
GASKET--End Cover Plate--C.E.	817220	All
OILER--D.E.	1880641	All
OILER--C.E.	1880635	All
Oil WICK--C.E.	804076	All
Oil Hole PLUG--C.E.	816315	All
Terminal CLIP--to 3rd Brush	200144	1101051-02-03-04-05
Terminal CLIP--to Main Brush	200182	All
Wiring Harness CLAMP	1860459	1101052-03-05
Woodruff KEY--D.E.	124545	All

Delco-Remy

GENERATOR-GROUP 16

PASSENGER CAR AND LIGHT TRUCK CATALOG

GENERATOR SERVICE PARTS



Illustrations are of Typical Parts only, which may vary in detail. For Parts not illustrated see Minor Parts Section.

Model No.	Armature	Field Coil Set (2 Coils)	Pole Shoe	Commutator End Frame	★ Drive End Frame	Bushing C.E.	Ball Bearing D.E.	Ball Bearing Retainer Plate D.E.	Felt Washer Retainer Plate D.E.	Commutator Cover Plate	Pulley	Fan	Relay or Regulator
	1	2-3	4	5	6	7	8	9	10	11	12	13	14
1101714	1855429	1902104	813496	1871804	1866419	812823	903203	1911263	819104	820524
.....
.....
.....
.....

★ When Drive End Frame with two Oilers is used, 1874929 Felt Washer Retainer Plate with two oil passages must also be used.

MINOR PARTS SECTION

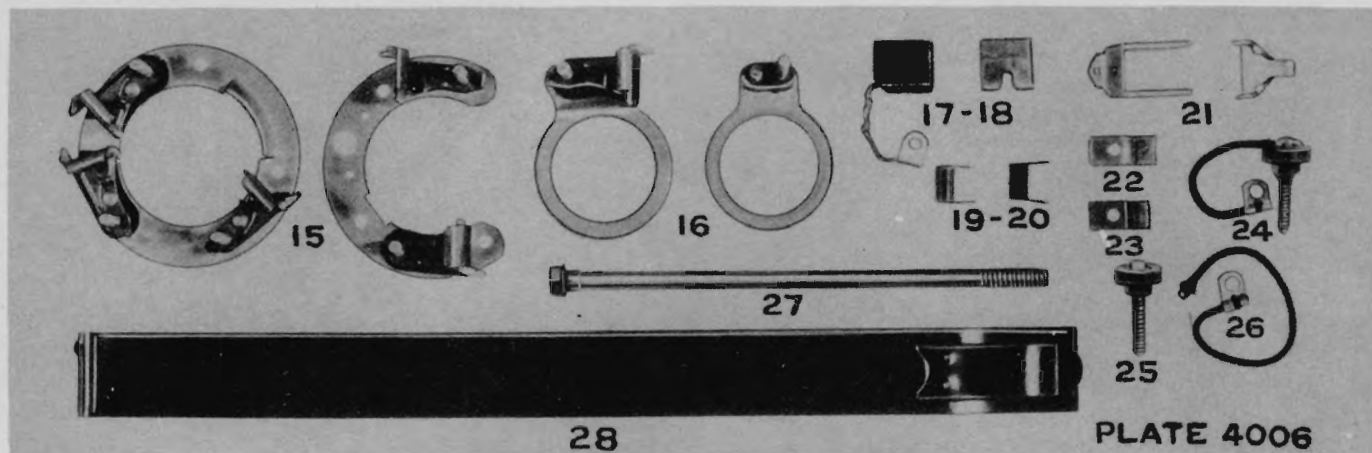
Name	Part No.	Used on Models
LOCK WASHERS		
Ball Bearing Retainer Plate Screw	802731	1101714
Brush Lead Attaching Screw	802730	1101714
Brush Plate Screw--Main	106496	1101714
Commutator End Cover Plate Screw	106495	1101714
Shaft Nut--C.E.	804000	1101714
Terminal Stud Nut	802757	1101714
Thru Bolt	108579	1101714
NUTS		
Shaft--C.E.	806915	1101714
Terminal Stud	121743	1101714
SCREWS		
Ball Bearing Retainer Plate	1904370	1101714
Brush Lead Attaching	141542	1101714
Brush Plate Attaching	1888975	1101714
Commutator End Cover Plate	1888975	1101714
Pole Shoe	828675	1101714

Delco-Remy

PASSENGER CAR AND LIGHT TRUCK CATALOG

GENERATOR-GROUP 16

GENERATOR SERVICE PARTS



Illustrations are of Typical Parts only, which may vary in detail. For Parts not illustrated see Minor Parts Section.

Model No.	Main Brush Plate	Third Brush Plate	Brush Set	Main Brush Spring	Third or Ground Brush Spring	Brush Holder or Tension Lever	Third Brush Plate Clamp	Third Brush Plate Clamp Spring	Terminal Stud and Lead	Terminal Stud Only	Relay Lead	Thru Bolt	Commutator Cover Band
	15	16	17-18	19	20	21	22	23	24	25	26	27	28
1101714	1871806	1857963	1850760	1850767	1850759	1858754	1858749	815018	816340
.....
.....
.....


MINOR PARTS SECTION

Name	Part No.	Used on Models
WASHERS		
Brush Arm Space	1857412	1101714
Felt--D.E.	809961	1101714
Space--Inside--D.E.	809945	1101714
Terminal Stud Insulation	1858753	1101714
Terminal Stud--Plain	1881409	1101714
MISCELLANEOUS		
COLLAR--Inside--C.E.	1858603	1101714
Dowel PIN--C.E.	809062	1101714
Dowel PIN--D.E.	809593	1101714
GASKET--Ball Bearing Retainer Plate--D.E.	1855701	1101714
GASKET--Commutator End Cover Plate	817220	1101714
OILER--C.E.	1880635	1101714
OILER--C.E.	1880641	1101714
Oil WICK--C.E.	804076	1101714
PLUG--Oil Hole--C.E.	816315	1101714
Terminal CLIP--To Brush & Ground	200182	1101714

Delco-Remy

PASSENGER CAR AND LIGHT TRUCK CATALOG

GENERATOR SERVICE PARTS



Illustrations are of Typical Parts only, which may vary in detail. For Parts not illustrated see Minor Parts Section.

Model No.	Arma-ture	Field Coil Set (2 Coils)	Pole Shoe	Com-mutator End Frame	Drive End Frame	Bushing or Ball Bearing C.E.	Ball Bearing D.E.	Ball Bearing Re-tainer Plate D.E.	Felt Washer Re-tainer Plate D.E.	Com-mutator End Cover Plate	Pulley	Fan	Relay or Regu-lator
	1	2-3	4	5	6	7	8	9	10	11	12	13	14
1102405	1856861	1902109	816323	1838158	822643	903203	903204	820707	820709	814985	1867781
1102413	1841982	1902108	"	1878689	1910404	812823	903203	1855702	819104	820524	§
.....
.....

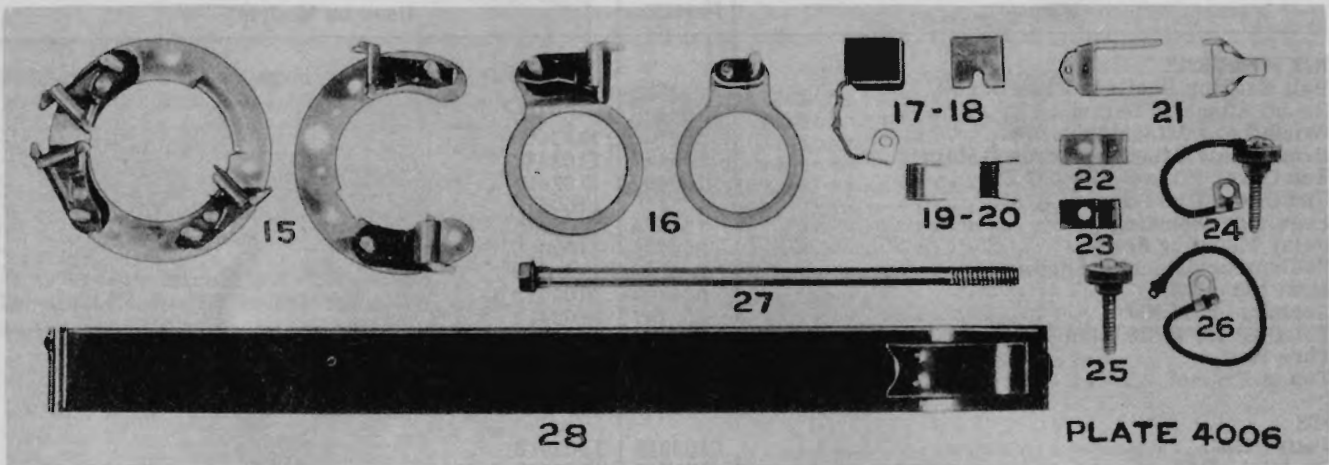
§ Not part of Generator. See Application Index for Model No.

Delco-Remy

PASSENGER CAR AND LIGHT TRUCK CATALOG

GENERATOR-GROUP 17

GENERATOR SERVICE PARTS



Illustrations are of Typical Parts only, which may vary in detail. For Parts not illustrated see Minor Parts Section.

Model No.	Main Brush Plate	Third Brush Plate	Main Brush	Third Brush	Main Brush Spring	Third or Ground Brush Spring	Brush Holder or Tension Lever	Third Brush Plate Clamp	Third Brush Plate Clamp Spring	Terminal Stud and Lead	Terminal Stud Only	Brush to Relay Lead	Thru Bolt	Commutator Cover Band
	15	16	17	18	19	20	21	22	23	24	25	26	27	28
1102405	809698	820517	820517	809658	809644	809642	817532	*1838150	*806166	809966	1845053	1861502
1102413	1873956	1873958	1866148	1850768	1850760	1850767	1850759	1850770	1850771	1858754	1858749	809763	816340
.....
.....
.....

* In Commutator End Frame.

Delco-Remy

GENERATOR-GROUP 17

PASSENGER CAR AND LIGHT TRUCK CATALOG

GENERATOR SERVICE PARTS

MINOR PARTS SECTION

Name	Part No.	Used on Models
LOCK WASHERS		
Ball Bearing Retainer Plate Screw	802731	1102413
Brush Attaching Screw	106495	1102405
Brush Lead Attaching Screw	802730	1102405
Brush Plate Attaching Screw--Main	106496	1102413
End Cover Plate Screw--C.E.	106497	1102405
End Cover Plate Screw--C.E.	106496	1102413
Regulator Mounting Screw	138479	1102413
Relay Mounting Screw	802729	1102405
Resistance Attaching Screw	802730	1102405
Shaft Nut--D.E.	804000	1102413
Terminal Stud Nut	802757	1102413
Third Brush Plate Clamp Screw	106497	1102405-13
Thru Bolt	108579	1102405-13
Top of Frame	103319	1102413
NUTS		
Shaft--D.E.	806915	1102413
Terminal Stud	121743	1102413
SCREWS		
Ball Bearing Retainer Plate--D.E.	1904370	1102405-13
Brush Attaching	1862803	1102405
Brush Lead Attaching	141540	1102405
Brush Lead Attaching	141541	1102413
Brush Plate Attaching--Main	1904851	1102413
End Cover Plate--C.E.	1904851	1102413
End Cover Plate--C.E.	1904829	1102405
Pole Shoe	1843646	1102405-13
Relay Mounting	131958	1102405
Resistance Attaching	141542	1102405
Resistance Terminal	141540	1102405
Third Brush Plate Clamp	141543	1102405
Third Brush Plate Clamp--Upper	1866487	1102413
Top of Frame	132243	1102413
WASHERS		
Brush Attaching Screw--Plain	809551	1102405
Brush Arm Space	1857412	1102413
Felt--C.E.	815042	1102405
Felt--D.E.	820706	1102405
Felt--D.E.	809961	1102413
Shaft Nut--D.E.	811381	1102405
Space--Inside--D.E.	822644	1102405
Space--Inside--D.E.	809945	1102413
Terminal Stud--Insulation	1858753	1102413
Terminal Stud--Plain	1881409	1102413
Third Brush Plate Spring	809824	1102405
MISCELLANEOUS		
Brush Holder Hinge PIN	817313	1102405
Brush Holder Stop PIN	817314	1102405
Brush Holder Hinge PIN & INSULATION	812016	1102405
Brush Holder Stop PIN & INSULATION	812015	1102405
BUSHING--Relay Lead	812891	1102405
COLLAR--Inside--C.E.	811681	1102405
COLLAR--Outside--D.E.	1858603	1102413
Dowel PIN--C.E.	809062	1102405-13
Dowel PIN--D.E.	809593	1102405-13
GASKET--Ball Bearing Retainer Plate	1855701	1102413
GASKET--Ball Bearing Retainer Plate--D.E.	820708	1102405
GASKET--End Cover Plate--C.E.	817220	1102413
GASKET--End Cover Plate--C.E.	1835457	1102405
GROMMET--Relay Lead	38001	
LEAD--Brush Ground	809688	1102405

Delco-Remy

PASSENGER CAR AND LIGHT TRUCK CATALOG

GENERATOR-GROUP 17

GENERATOR SERVICE PARTS

MINOR PARTS SECTION

Name	Part No.	Used on Models
MISCELLANEOUS--Continued		
OILER--C.E.	1880642	1102405
OILER--C.E.	1880635	1102413
OILER--D.E.	1880641	1102413
OILER--D.E.	1880635	1102405
Oil BAFFLE--D.E.	1838047	1102405
Oil Hole PLUG--C.E.	816315	1102413
Oil WICK--C.E.	804076	1102413
Oil WICK--C.E.	802692	1102405
PLATE--Felt Washer Retainer--C.E.	809960	1102405
Terminal CLIP--To Brush.	200182	1102405-13

Delco-Remy

GENERATOR-GROUP 18

PASSENGER CAR AND LIGHT TRUCK CATALOG

GENERATOR SERVICE PARTS

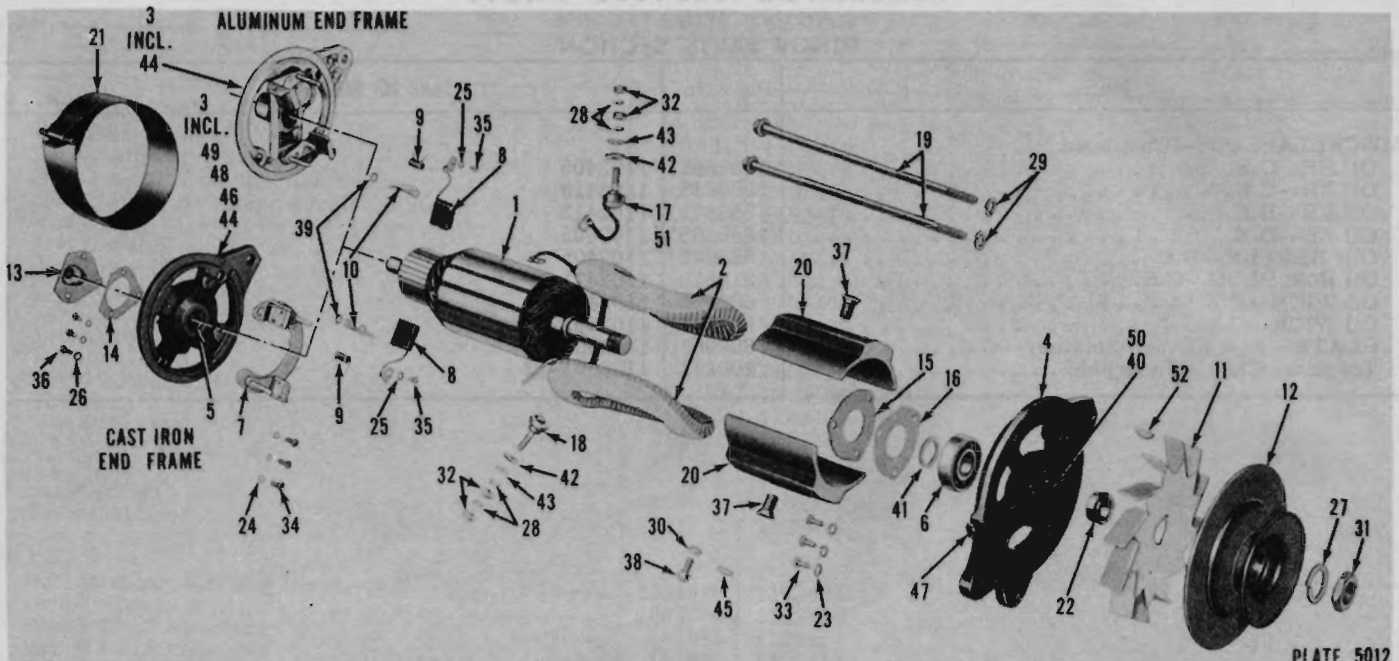


PLATE 5012

Illustrations are of Typical Parts only, which may vary in detail. For Parts not illustrated see Minor Parts Section.

Model No.	Arma- ture	Field Coil Set	Frame		Bushing or Ball Bearing		Ball Bearing		Plate		Spring		Arm		Fan	
			C.E.	D.E.	C.E.	D.E.	Brush	Brush	Brush	Brush	C.E. or D.E.					
	1	2	3	4	5	6	7	8	9	10	11					
1102652	1857866	1902109	1866791	1866730	812823	954378	1873956	1866148	1850760	1850759	1866400
1102654	1873866	"	"	"	"	"	"	"	"	"	"
1102656	"	"	1858530	1910404	"	"	"	"	"	"	"
1102661	1879002	1902111	1868328	1878214	"	"	1878177	1878209	1878184	1878183	"
1102662	1877806	"	1882744	1868286	"	"	"	"	"	"	"
1102663	"	"	1868284	"	"	"	"	"	"	"	"
1102664	1879002	"	1909109	1910404	"	"	*	"	"	"	"
1102665	"	"	"	"	"	"	"	"	"	"	"
1102666	1878429	"	1877720	1873872	1873201	1873201	1878177	"	"	"	1869264
1102667	1879002	"	1909109	1910404	812823	954378	*	"	"	"	"
1102668	1877806	"	1882744	1868286	"	"	1878177	"	"	"	1866400
1102669	"	"	1868284	"	"	"	"	"	"	"	"
1102670	1879298	"	1909109	1910404	"	"	*	"	"	"	"
1102671	1879002	"	"	"	"	"	*	"	"	"	1866400
1102672	"	"	"	1878691	"	"	*	"	"	"	"
1102673	"	"	"	1910404	"	"	"	"	"	"	1866400
1102674	"	"	"	"	"	"	*	"	"	"	"
1102677	1881309	"	"	"	"	"	"	"	"	"	"
1102679	1877806	"	1882744	1868286	"	"	1878177	"	"	"	1866400
1102680	1879002	"	1909109	1910404	"	"	*	"	"	"	"
1102682	"	"	"	1882501	"	"	"	"	"	"	"
1102684	1882588	"	1866174	1882433	954378	"	1878177	"	"	"	"
1102685	1882701	"	1881291	822643	908503	903204	"	"	"	"	1869264
1102686	1879002	"	1868328	1878214	812823	954378	"	"	"	"	1866400
1102693	"	"	"	"	"	"	"	"	"	"	"
1102694	"	"	"	"	"	"	"	"	"	"	"
1102701	"	"	1909109	1910404	"	"	*	"	"	"	"
1102702	1911454	"	1911452	1882433	443930	"	"	"	"	1866400
.....
.....

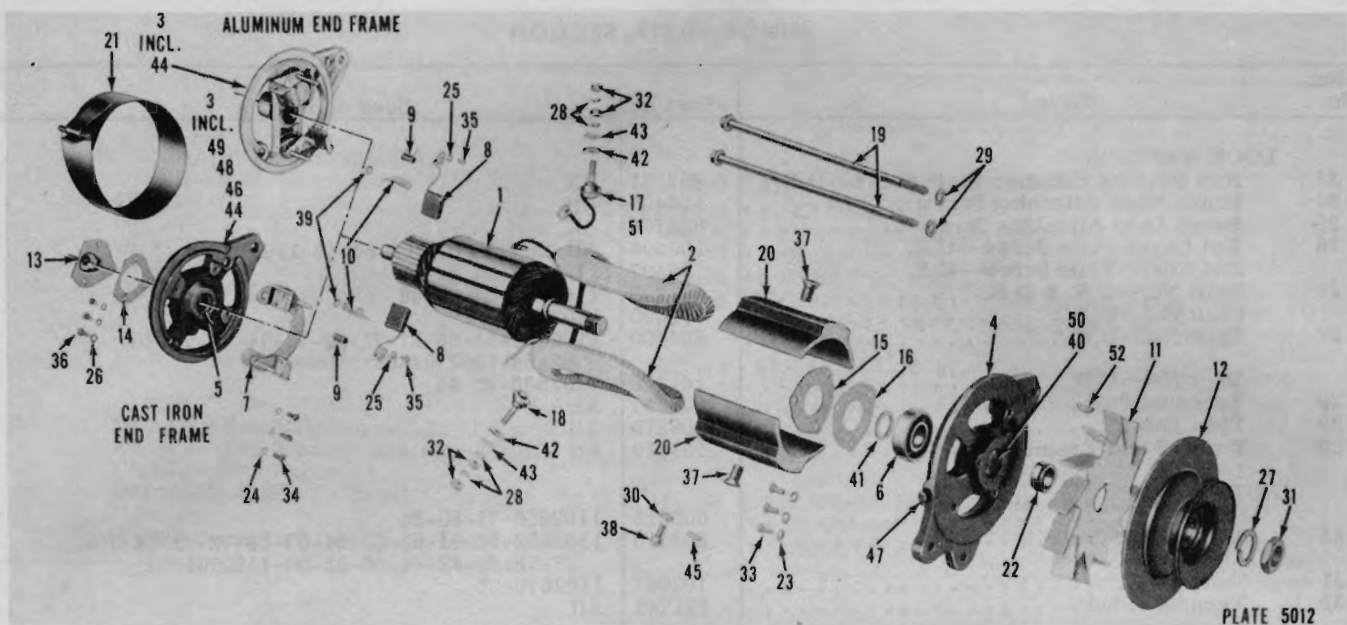
* Use 1878177 Brush Plate with cast iron end frame only.

Delco-Remy

PASSENGER CAR AND LIGHT TRUCK CATALOG

GENERATOR SERVICE PARTS

GENERATOR-GROUP 18



Illustrations are of Typical Parts only, which may vary in detail. For Parts not illustrated see Minor Parts Section.

Model No.	Pulley	Plate	Gasket	Plate	Gasket	Termi-	Termi-	Thru Bolt	Pole Shoe	Cover Band	Collar				
		C.E. Cover	C.E. Cover Plate	Bearing Retainer D.E.	Retainer Plate D.E.	nal Stud and Lead	nal Stud Only				Outside D.E.				
	12	13	14	15	16	17	18	19	20	21	22				
1102652	1868074	820524	817220	1911263	1909121	1858754	1858749	1845053	1849756	816340	1858603
1102654	1873849	"	"	"	"	"	"	"	"	†1874740	"
1102656	1873935	"	"	"	"	"	"	809763	"	816340	"
1102661	1878203	"	"	"	"	"	"	1845053	1877894	†	"
1102662	1878206	"	"	"	"	"	"	809763	1879216	"	"
1102663	1878203	"	"	"	"	"	"	"	"	"	"
1102664	1871669	"	"	"	"	"	"	"	1877894	"	"
1102665	1885475	"	"	"	"	"	"	"	"	"	"
1102666	1873873	"	"	1861590	"	"	"	"	1879216	"	1863792
1102667	"	"	1911263	"	"	"	"	1877894	"	817224
1102668	1878587	"	"	"	"	"	"	"	1879216	"	"
1102669	1878600	"	"	"	"	"	"	"	"	"	"
1102670	"	"	"	"	"	"	"	"	"	"
1102671	1879407	"	"	"	"	"	"	"	1877894	"	"
1102672	"	"	"	"	"	"	"	"	"	"
1102673	1880645	"	"	"	"	"	"	"	"	"	"
1102674	"	"	"	"	"	"	"	"	"	"
1102677	"	"	"	"	"	"	"	"	"	1854891
1102679	1881877	"	"	"	"	"	"	"	1879216	"	"
1102680	1882080	"	"	"	"	"	"	"	1877894	"	"
1102682	1882476	"	"	"	1855701	"	"	"	"	"	1858603
1102684	1882592	814985	1835457	"	"	"	"	"	"	"	"
1102685	"	"	820707	820708	"	"	"	"	"	1839007
1102686	1882988	820524	1835457	1911263	1855701	"	"	1845053	"	"	1858603
1102693	1878203	"	817220	"	"	"	"	"	"	"	"
1102694	1882988	"	"	"	"	"	"	"	"	"	"
1102701	1885475	"	"	"	1909121	"	"	809763	"	"	"
1102702	1882592	"	"	"	"	"	"	"	"	"	"
.....
.....

† 1874740 is front Vent Strap; 1874741 is rear Vent Strap -- used on 1940 models.

Delco-Remy

GENERATOR-GROUP 18

PASSENGER CAR AND LIGHT TRUCK CATALOG

GENERATOR SERVICE PARTS

MINOR PARTS SECTION

Illus. No.	Name	Part No.	Used on Models
LOCK WASHERS			
23	Ball Bearing Retainer Plate Screw--D.E.	802731	All
24	Brush Plate Attaching Screw	106496	All
25	Brush Lead Attaching Screw	802730	All
26	End Cover Plate Screw--C.E.	106496	All except 1102668-84-85-1102702
	End Cover Plate Screw--C.E.	106497	1102684
27	Shaft Nut--C.E. & D.E.	141706	1102652-54-61-66
	Shaft Nut--C.E.	804000	1102685
27	Shaft Nut--D.E.	804000	1102656-61-66-67-71-72-73-74-77-79-80-82-84-1102701-02
	Shaft Nut--D.E.	141706	1102686-93-94
28	Terminal Stud	802757	All
29	Thru Bolt	108579	All
30	Top of Field Frame Screw	103319	All
NUTS			
	Shaft--C.E.	806915	1102656-71-80-85
31	Shaft--D.E.	806915	1102652-54-61-62-63-64-67-69-72-73-74-75-77-78-79-82-84-86-93-94-1102701-02
31	Shaft--D.E.	103047	1102670-85
32	Terminal Stud	121743	All
SCREWS			
33	Ball Bearing Retainer Plate--D.E.	1904370	All except 1102675
33	Ball Bearing Retainer Plate--D.E.	5017850	1102675
34	Brush Plate Attaching	1886496	All except 1102702
35	Brush Lead Attaching	141541	All
36	End Cover Plate--C.E.	1886496	All except 1102668-84-85-1102702
	End Cover Plate--C.E.	1904370	1102684
36	End Cover Plate	1882717	1102668
37	Pole Shoe	1843646	All
38	Top of Field Frame	132243	All
WASHERS			
39	Brush Arm Space	1857412	All
	Felt--C.E.	815042	1102684
	Felt--C.E.	1911456	1102702
40	Felt--D.E.	*809961	1102654-56-61-62-63-64-65-67-68-69-70-71-72-73-74-77-79-80-82-84-86-93-94-1102701-02
40	Felt--D.E.	820706	1102685
	Shaft Nut--Plain--D.E.	811381	1102670-85
41	Space--Inside--D.E.	*809945	1102652-54-56-61-62-63-64-65-66-67-68-69-70-71-72-73-74-77-78-79-80-82-84-86-93-94-1102701-02
41	Space--Inside--D.E.	822644	1102685
	Space--Outside--D.E.	815660	1102672
42	Terminal Stud--Insulating	1858753	All
43	Terminal Stud--Plain	1881409	All
MISCELLANEOUS			
	COLLAR--Inside--C.E.	1860031	1102666
	COLLAR--Inside--C.E.	811681	1102684-85
	COLLAR--Outside--C.E.	1858603	1102661-64-66-85
	COLLAR--Space--Outside--C.E.	820394	1102684
	COLLAR--Outside--D.E.	†1863792	1102666
	CUP--Felt Washer Retainer	1911457	1102702
44	Dowel PIN--C.E.	809062	All
45	Dowel PIN--D.E.	809593	All
	Oil BAFFLE	1838047	1102685
46	OILER--C.E.	1880635	1102652-54-56-61-63-64-65-67-69-70-71-72-73-74-77-80-82-84-86-93-94
47	OILER--C.E.	1882716	1102662-68-79
	OILER--C.E.	113702	1102701-02
47	OILER--D.E.	1880641	All except 1102701-02

†Use with double shielded Ball Bearing, in 1102651.

*Use with unshielded Ball Bearing, in 1102651.

Delco-Remy

PASSENGER CAR AND LIGHT TRUCK CATALOG

GENERATOR-GROUP 18

GENERATOR SERVICE PARTS

MINOR PARTS SECTION


Illus. No.	Name	Part No.	Used on Models
MISCELLANEOUS--Continued			
47	OILER--D.E.	1880635	1102685
	OILER--D.E.	125609	1102701-02
48	Oil WICK--C.E.	804076	All except 1102684-1102702
	Oil WICK--C.E.	804077	1102684
	Oil WICK--C.E.	804079	1102702
49	Oil Hole PLUG--C.E.	816315	1102652-54-56-61-62-63-64-65-67-68-69-70-71-72-73-74-77-79-80-82-85-86-93-94-1102701
50	PLATE--Felt Retainer--D.E.	819104	1102652-54-56-61-62-63-64-65-67-68-69-70-71-72-73-74-77-79-80-82-84-86-93-94-1102701-02
50	PLATE--Felt Retainer--C.E.	809960	1102684
	PLATE--Felt Washer Retainer--D.E.	820709	1102685
	PLATE--Fan Baffle	1869265	1102685
51	Terminal CLIP--To Brush	200182	1102652-54-56-62-63-64-65-66-71-72-77-79-80-82-84-85-86-93-94-1102701-02
	Wiring Harness CLAMP	1860459	1102662-63-69

Delco-Remy

GENERATOR-GROUP 19

PASSENGER CAR AND LIGHT TRUCK CATALOG

GENERATOR SERVICE PARTS



Illustrations are of Typical Parts only, which may vary in detail. For Parts not illustrated see Minor Parts Section.

Model No.	Arma- ture	Field Coil R.H.	Field Coil L.H.	Pole Shoe	Com- mutator End Frame	Drive End Frame	Bushing C.E.	Ball Bearing D.E.	Ball Bearing Retainer Plate D.E.	Felt Washer Re- tainer Plate D.E.	Com- mutator End Cover Plate	Pulley	Fan	Relay or Regu- lator
	1	2	3	4	5	6	7	8	9	10	11	12	13	14
1102953	1879291	1879293	1879294	1877894	1909109	1871693	812823	954378	1911263	819104	820524	§
1102955	1879790	“	“	“	“	“	“	“	“	“	“	§
.....
.....

§ Not part of Generator. See Application Index for Model No.

MINOR PARTS SECTION

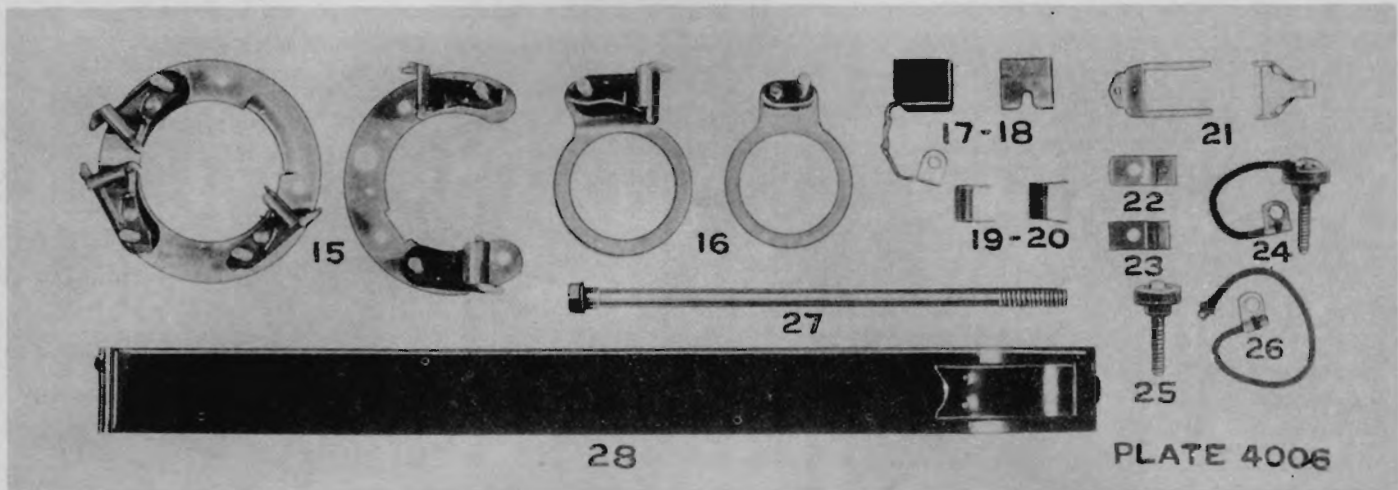
Name	Part No.	Used on Models
LOCK WASHERS		
Ball Bearing Retainer Plate--D.E.	802731	1102953-05
Brush Lead Attaching Screw	802730	1102953-05
Brush Plate Attaching Screw	106496	1102953-05
Commutator End Cover Plate Screw	106496	1102953-05
Shaft Nut--D.E.	804000	1102951-05
Terminal Stud	802757	1102953-05
Thru Bolt	108579	1102953-05
Top of Field Frame Screw	103319	1102951-03
NUTS		
Shaft--D.E.	103047	1102953
Shaft--D.E.	806915	1102955
Terminal Stud	121743	1102955
SCREWS		
Ball Bearing Retainer Plate--D.E.	1904370	1102953-05
Brush Lead	141541	1102953-05
Brush Plate Attaching	1886496	1102951-03-05
Commutator End Cover Plate	1881998	1102953
Commutator End Cover Plate	1886496	1102955
Pole Shoe	1843646	1102953-05
Top of Field Frame	132243	1102953-05

Delco-Remy

PASSENGER CAR AND LIGHT TRUCK CATALOG

GENERATOR-GROUP 19

GENERATOR SERVICE PARTS



Illustrations are of Typical Parts only, which may vary in detail. For Parts not illustrated see Minor Parts Section.


Model No.	Main Brush Plate	Third Brush Plate	Main Brush	Third Brush	Main Brush Spring	Third Brush Spring	Brush Holder or Tension Lever	Third Brush Plate Clamp Upper	Third Brush Plate Clamp Spring	Terminal Stud and Lead	Terminal Stud	Relay Lead	Thru Bolt	Commutator Cover Band
	15	16	17	18	19	20	21	22	23	24	25	26	27	28
1102953	*	1878209	1878184	1878183	1858754	1858749	809763	816340
1102955	*	"	"	"	"	"	"	"
.....
.....

* Use 1878177 Brush Plate with cast iron End Frame only.

MINOR PARTS SECTION

Name	Part No.	Used on Models
WASHERS		
Brush Arm Space.....	1857412	1102953
Felt--D.E.	809961	1102953-05
Shaft Nut--D.E.	811381	1102953
Space--Inside--D.E.	809945	1102953-05
Terminal Stud Ins.	1858753	1102953-05
Terminal Stud Plain.....	1881409	1102953-05
MISCELLANEOUS		
COLLAR--Outside--D.E.	1858603	1102953-05
Dowel PIN--C.E.	809062	1102953-05
Dowel PIN--D.E.	809593	1102953-05
GASKET--Ball Bearing Retainer Plate--D.E.	1855701	1102953-05
GASKET--End Cover Plate--C.E.	817220	1102953-05
OILER--C.E.	113702	1102953-05
OILER--D.E.	125609	1102953-05
Oil Hole PLUG--C.E.	816315	1102953-05
Oil WICK--C.E.	804076	1102953-05
Terminal CLIP--To Brush	200182	1102953-05

Delco-Remy
PASSENGER CAR AND LIGHT TRUCK CATALOG
GENERATOR SERVICE PARTS



Illustrations are of Typical Parts only, which may vary in detail. For Parts not illustrated see Minor Parts Section.

Model No.	Armature	Field Coil Set (2 Coils)	Pole Shoe	Commutator End Frame	Drive End Frame	Bushing or Ball Bearing C.E.	Ball Bearing D.E.	Ball Bearing Retainer Plate D.E.	Felt Washer Retainer Plate D.E.	Commutator Cover Plate	Pulley	Fan	Relay or Regulator
	1	2-3	4	5	6	7	8	9	10	11	12	13	14
1105531	1872426	†1902117	37734	1872424	1872425	954378	903204	820707	820709	816212	1872830	1868751	§
1105752	1861561	“	“	“	“	“	“	“	“	“
1105855	1883136	‡	1883134	1904267	1883156	812823	954378	1911263	819104	1883179	1880558	§
1105877	1887047	‡	“	1907314	“	908503	“	“	“	816212	§
.....

§ Not part of Generator. See Application Index for Model No.

† Also order 1902134 Lead.


‡ Order one each: 1883703 Right - 1883704 Left.

Delco-Remy

PASSENGER CAR AND LIGHT TRUCK CATALOG

GENERATOR-GROUP 20

GENERATOR SERVICE PARTS



Illustrations are of Typical Parts only, which may vary in detail. For Parts not illustrated see Minor Parts Section.

Model No.	Main Brush Plate	Third Brush Plate	Main Brush	Third Brush	Main Brush Spring	Third or Ground Brush Spring	Brush Holder or Tension Lever	Third Brush Plate Clamp	Third Brush Plate Clamp Spring	Terminal Stud and Lead	Terminal Stud Only	Relay Lead	Thru Bolt	Commutator Cover Band
	15	16	17	18	19	20	21	22	23	24	25	26	27	28
1105532	1857213	1856494	1850760	1850759	1858749	37070	1835646
1105752	1857915
1105855	1906917	1878184	1878183	1858754	1904843
1105877
.....

Delco-Remy

GENERATOR-GROUP 20

PASSENGER CAR AND LIGHT TRUCK CATALOG

GENERATOR SERVICE PARTS

MINOR PARTS SECTION


Name	Part No.	Used on Models
LOCK WASHERS		
Ball Bearing Retainer--D.E.	802731	1105532, 1105752, 1105855-77
Brush Plate Attaching	106497	1105532, 1105752
Brush Lead	802730	1105532, 1105752, 1105855-77
End Cover Plate Screw--C.E.	106497	1105532, 1105752, 1105877
End Cover Plate Screw--C.E.	106496	1105855
Field Frame Screw	174916	1105855
Shaft Nut--D.E.	804000	1105752
Terminal Stud Nut	802757	1105532, 1105752, 1105855-77
Thru Bolt	108579	1105532, 1105752, 1105855-77
Top of Field Frame	103319	1105532, 1105752
NUTS		
Terminal Stud	121743	1105532, 1105752, 1105855-77
Shaft--D.E.	806915	1105752
Shaft--D.E.	103047	1105532, 1105855-77
SCREWS		
Ball Bearing Retainer Plate--D.E.	1904370	1105532, 1105752, 1105855-77
Brush Plate Attaching	1904370	1105532, 1105752
Brush Lead Attaching	141541	1105532, 1105752, 1105855-77
End Cover Plate--C.E.	1886496	1105855
End Cover Plate--C.E.	1904370	1105532, 1105752, 1105877
Field Frame	131238	1105855
Pole Shoe	1843646	1105532, 1105752
Pole Shoe	1883864	1105855-77
Top of Field Frame	132243	1105532, 1105752
WASHERS		
Ball Bearing Space--C.E.	1908097	1105877
Brush Arm Space	1857412	1105532, 1105855-77
Felt--C.E.	37077	1105532, 1105752
Felt--D.E.	820706	1105532, 1105752
Felt--D.E.	809961	1105855-77
Space--Inside--D.E.	822644	1105532, 1105752
Space--Inside--D.E.	809945	1105855-77
Terminal Stud--Insulation	1858753	1105532, 1105752
Terminal Stud--Insulation	1902746	1105855-77
Terminal Stud--Plain	1881409	1105532, 1105752, 1105855-77
Shaft Nut--Plain--D.E.	811381	1105855-77
Shaft Nut--Plain--D.E.	30205	1105532
MISCELLANEOUS		
COLLAR--Space--Outside--D.E.	1858603	1105855-77
COLLAR--Space--Outside--D.E.	1845008	1105532, 1105752
Dowel PIN--C.E.	809062	1105532, 1105752, 1105855-77
Dowel PIN--D.E.	809062	1105532, 1105752, 1105855-77
Felt WICK--C.E.	29047	1105752
Felt Washer Retainer CUP--C.E.	37078	1105532, 1105752
GASKET--End Cover Plate--C.E.	1835457	1105532, 1105752
GASKET--End Cover Plate--C.E.	1880549	1105855
GASKET--Ball Bearing Retainer Plate--D.E.	820708	1105532, 1105752
GASKET--Ball Bearing Retainer Plate--D.E.	1912008	1105855-77
OILER--C.E.	1880635	1105532, 1105752, 1105855
OILER--C.E.	125609	1105877
OILER--D.E.	1880635	1105532, 1105752
OILER--D.E.	1880641	1105855-77
PLUG--Oil Hole--C.E.	816315	1105855
Terminal CLIP--To Brush	200182	1105532, 1105752, 1105855-77
WICK--Oil--C.E.--2" long	804076	1105855
Wiring Harness CLAMP	1860459	1105532, 1860459

Delco-Remy

PASSENGER CAR AND LIGHT TRUCK CATALOG

GENERATOR-GROUP 21

GENERATOR SERVICE PARTS



Illustrations are of Typical Parts only, which may vary in detail. For Parts not illustrated see Minor Parts Section.

Model No.	Arma- ture	Field Coil Set (2 Coils)	Pole Shoe	Com- mutator End Frame	Drive End Frame	Ball Bearing C.E.	Ball Bearing D.E.	Ball Bearing Re- tainer Plate D.E.	Felt Washer Re- tainer Plate D.E.	Com- mutator Cover Plate	Pulley	Fan	Regu- lator
	1	2-3	4	5	6	7	8	9	10	11	12	13	14
1106403	1880252	1902112	1842744	1880570	1880572	908503	903305	1838692	825196	1883852	§
.....
.....
.....

§ Not part of Generator. See Application Index for Model No.

MINOR PARTS SECTION

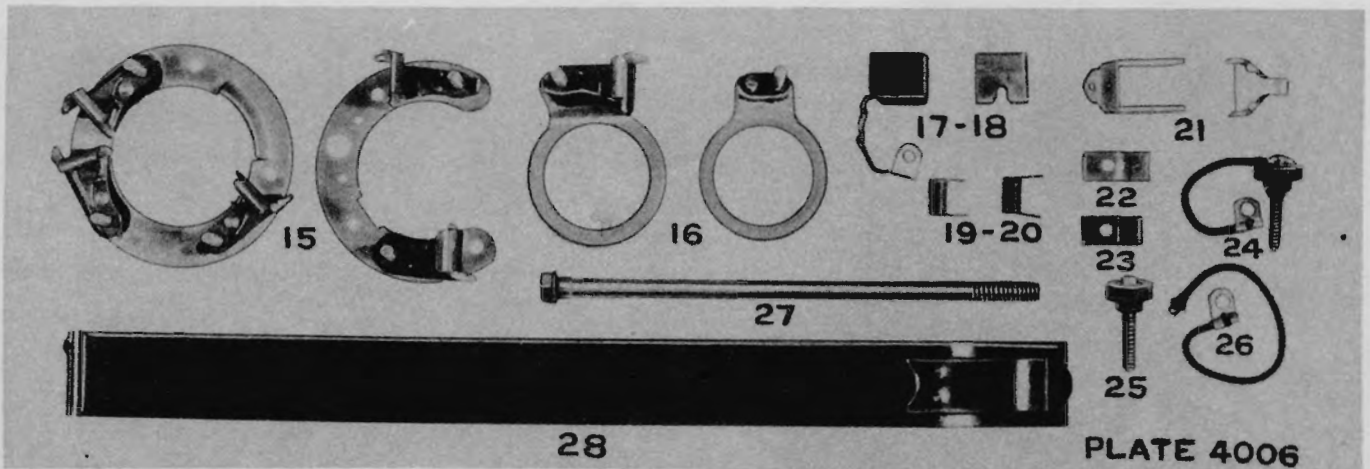
Name	Part No.	Used on Models
LOCK WASHERS		
Ball Bearing Attaching Screw	802731	1106403
Brush Lead Attaching Screw	802730	1106403
Brush Plate Attaching Screw	106497	1106403
Commutator End Plate Attaching Screw	106497	1106403
On Field Frame Screw	103319	1106403
Terminal Stud	802760	1106403
Thru Bolt	108579	1106403
NUTS		
Shaft--D.E.	102647	1106403
Terminal Stud	134551	1106403
SCREWS		
Ball Bearing Retainer Plate	435429	1106403
Brush Lead Attaching	141541	1106403
Brush Plate Attaching	1904370	1106403
Commutator Cover Plate	1904370	1106403
On Field Frame--Fil. Hd.	132243	1106403
Pole Shoe	1864510	1106403

Delco-Remy

GENERATOR-GROUP 21

PASSENGER CAR AND LIGHT TRUCK CATALOG

GENERATOR SERVICE PARTS



Illustrations are of Typical Parts only, which may vary in detail. For Parts not illustrated see Minor Parts Section.

Model No.	Main Brush Plate	Third Brush Plate	Main Brush	Third Brush	Main Brush Spring	Third or Ground Brush Spring	Brush Holder or Tension Lever	Third Brush Plate Clamp	Third Brush Plate Clamp Spring	Terminal Stud and Lead	Terminal Stud Only	Relay Lead	Thru Bolt	Commutator Cover Band
	15	16	17	18	19	20	21	22	23	24	25	26	27	28
1106403	1857213	1856494	1850760	1850759	810585	810459	1842765	1842763
.....
.....
.....

MINOR PARTS SECTION


Name	Part No.	Used on Models
WASHERS		
Brush Arm Space	1857412	1106403
Felt--D.E.	825197	1106403
Shaft Nut--Plain--D.E.	811381	1106403
Space--Inside--D.E.	1845626	1106403
Terminal Stud--Plain	834560	1106403
Terminal Stud--Insulation	1872459	1106403
MISCELLANEOUS		
BUSHING--Terminal Stud Insulation	1905683	1106403
CLAMP--Wiring Harness	1860459	1106403
CLIP--Terminal Stud Lock	820516	1106403
CLIP--Terminal--To Brush	200187	1106403
COLLAR--Space--Outside--D.E.	1849278	1106403
Dowel PIN--C.E. & D.E.	809062	1106403
Felt WICK--C.E.	29047	1106403
Felt WICK--D.E.	29047	1106403
GASKET--Ball Bearing Retainer Plate--D.E.	825260	1106403
GASKET--Commutator End Cover Plate	1872050	1106403
INSULATION--Terminal Stud--Bent Strip	1905652	1106403
OILER--C.E.	1880635	1106403
OILER--D.E.	1880635	1106403

Delco-Remy

PASSENGER CAR AND LIGHT TRUCK CATALOG

GENERATOR-GROUP 22

GENERATOR SERVICE PARTS



Illustrations are of Typical Parts only, which may vary in detail. For Parts not illustrated see Minor Parts Section.

Model No.	Arma- ture	Field Coil Set (2 Coils)	Pole Shoe	Com- mutator End Frame	Drive End Frame	Ball Bearing C.E.	Ball Bearing D.E.	Ball Bearing Re- tainer Plate D.E.	Felt Washer Re- tainer Plate D.E.	Com- mutator End Cover Plate	Pulley	Fan	Regu- lator
	1	2-3	4	5	6	7	8	9	10	11	12	13	14
1106579	1872056	1910386	1842744	1868744	1872857	954378	903305	1838692	825196	816212	§
1106584	"	1902113	"	"	"	"	"	"	"	"
1106589	1868730	1902112	"	"	"	"	"	"	"	"	§
1106631	"	1902114	"	"	"	"	"	"	"	"	§
.....

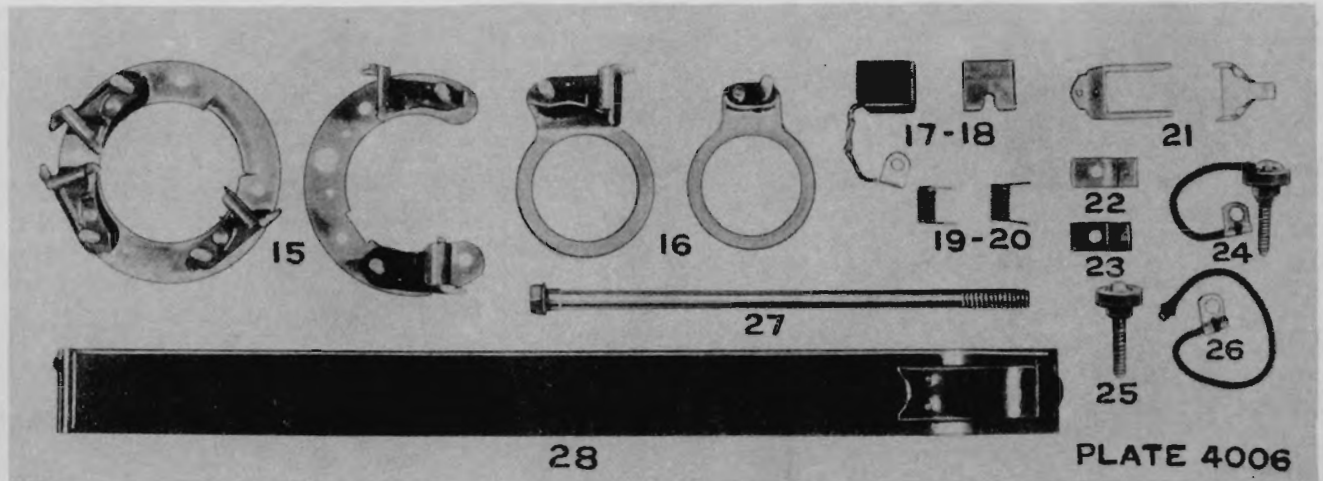
§ Not part of Generator. See Application Index for Model No.

Delco-Remy

GENERATOR-GROUP 22

PASSENGER CAR AND LIGHT TRUCK CATALOG

GENERATOR SERVICE PARTS



Illustrations are of Typical Parts only, which may vary in detail. For Parts not illustrated see Minor Parts Section.

Model No.	Main Brush Plate	Third Brush Plate	Main Brush	Third Brush	Main Brush Spring	Third or Ground Brush Spring	Brush Holder or Tension Lever *	Third Brush Plate Clamp	Third Brush Plate Clamp Spring	Terminal Stud and Lead	Terminal Stud Only	Relay Lead	Thru Bolt	Commutator Cover Band
	15	16	17	18	19	20	21	22	23	24	25	26	27	28
1106579	1868745	1906901	1838341	†1877949	1868729	810459	1872670	1869751
1106584	1877941	"	"	† "	"	"	"	"
1106589	"	"	"	† "	"	"	"	"
1106631	"	"	"	† "	"	"	"	"
.....

† Tension Lever. 1838339 is Brush Holder.

* When replacing Brush Tension Lever, if space collar is too long reoperate length to .740 or use 1877917.

Delco-Remy

PASSENGER CAR AND LIGHT TRUCK CATALOG

GENERATOR-GROUP 22

GENERATOR SERVICE PARTS

MINOR PARTS SECTION

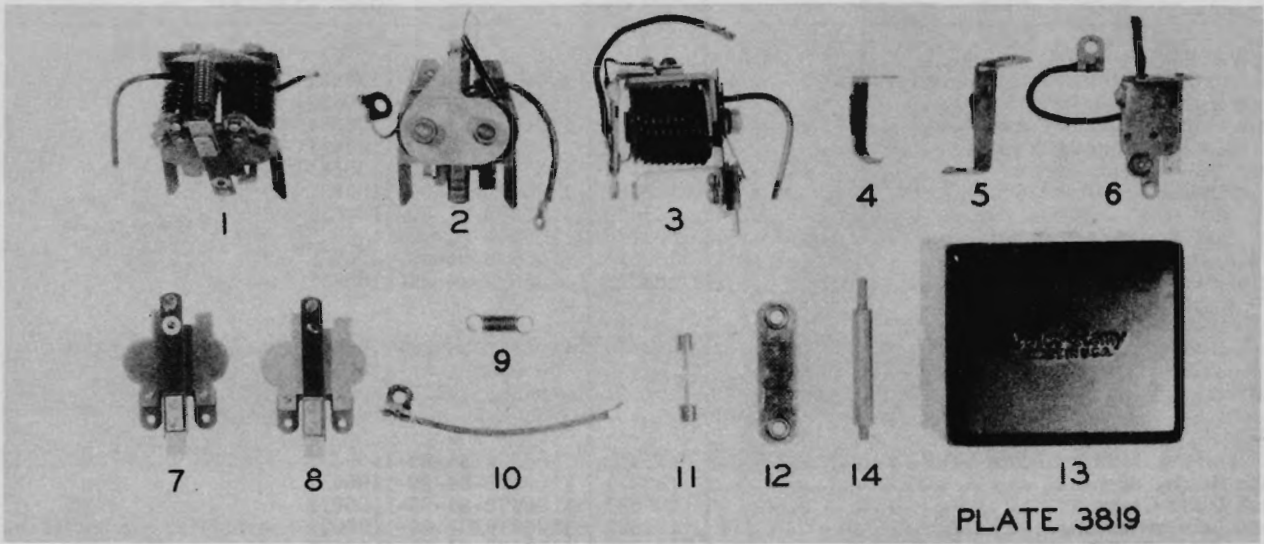
Name	Part No.	Used on Models
LOCK WASHERS		
Ball Bearing Retainer Plate Screw--D.E.	802731	1106579-84-89-1106631
Brush Holder Stud	802731	1106579-84-89-1106631
Brush Holder Support Screw	802731	1106579-84-89-1106631
Brush Lead Attaching Screw	106497	1106579-84-89-1106631
Brush Plate Clamp Screw	106497	1106579-84-89-1106631
Commutator End Cover Plate Screw	106497	1106579-84-89-1106631
Shaft Nut--D.E.	141612	1106579-84-89-1106631
Terminal Nut	802760	1106579-84-89-1106631
Thru Bolt	108579	1106579-84-89-1106631
Top of Field Frame Screw	103319	1106579-84-89-1106631
NUTS		
Brush Holder Stud	5024654	1106579-84-89-1106631
Shaft--D.E.	36035	1106579-84-89-1106631
Terminal Stud	134551	1106579-84-89-1106631
SCREWS		
Ball Bearing Retainer Plate--D.E.	435429	1106579-84-89-1106631
Brush Holder Support	132911	1106579-84-89-1106631
Brush Plate Clamp	1900682	1106579-84-89-1106631
Brush Lead Attaching	132892	1106579-84-89-1106631
Commutator End Cover	1904370	1106579-84-89-1106631
Pole Shoe	1883864	1106579-84-89-1106631
Top of Frame	132243	1106579-84-89-1106631
Brush Holder	1838345	1106579-84-89-1106631
WASHERS		
Brush Holder Insulation--2 hole	825189	1106579-84-89-1106631
Brush Holder Space--2 hole	825187	1106579-84-89-1106631
Felt--D.E.	825197	1106579-84-89-1106631
Felt--C.E.	37077	1106579-84-89-1106631
Space--Inside--D.E.	1845626	1106579-84-89-1106631
Terminal Stud Insulation	1872459	1106579-84-89-1106631
Terminal Stud Plain	834560	1106579-84-89-1106631
MISCELLANEOUS		
BRACKET--Brush Terminal	825186	1106579-84-89-1106631
Brush Plate CLAMP	1868747	1106579-84-89-1106631
Brush PLATE Only	1868746	1106579-84-89-1106631
BUSHING--Brush Holder Stud Ins.	825190	1106579-84-89-1106631
BUSHING--Brush Holder Stud (Steel)	825185	1106579-84-89-1106631
BUSHING--Terminal Stud Ins.	1905683	1106579-84-89-1106631
COLLAR--Brush Holder Space	1877917	1106579-84-89-1106631
COLLAR--Space--Outside--D.E.	1849278	1106579-84-89-1106631
CUP--Felt Washer Retainer--C.E.	37078	1106579-84-89-1106631
Dowel PIN--C.E. & D.E.	809062	1106579-84-89-1106631
Felt WICK--C.E. or D.E.	29047	1106579-84-89-1106631
GASKET--Ball Bearing Retainer Plate--D.E.	825260	1106579-84-89-1106631
GASKET--Commutator End Cover	1835457	1106579-84-89-1106631
INSULATION--Terminal Stud--Bent Strip	1905652	1106579-84-89-1106631
OILER--C.E.	1880635	1106579-84-89-1106631
OILER--D.E.	1880635	1106579-84-89-1106631
Terminal CLIP--To Brush	200188	1106579-84-89-1106631
Terminal Stud Lock CLIP--"A" Terminal	820516	1106579-84-89-1106631

Delco-Remy

REGULATOR-GROUP 1

PASSENGER CAR AND LIGHT TRUCK CATALOG

REGULATOR SERVICE PARTS



Illustrations are of Typical Parts only, which may vary in detail. For Parts not illustrated see Minor Parts Section.

Model No.	Current Regulator Assembly	Voltage Regulator Assembly	Relay Assembly	Relay Contact--Lower	Relay Contact--Upper	Relay Armature	Current Regulator Armature	Voltage Regulator Armature	Armature Spring	Armature Lead	Fuse x	Resistance	Cover	Cover Stud or Screw
	1	2	3	4	5	6	7	8	9	10	11	12	13	14
5540	1869662	*1860018	1855733	1859967	115375	1853893	*1853868	1857216
5541	1856444	1854499	1854522
5542	*1860018	1859967	1854576
5554	1855797	1857147
5555	1859278	†1853893	∅1858521
5557	1859002	1858013	1858003	1858636	∅ " " "
5585	1857448	*1860018	1855733	1859967	1859206	*1853868
5588	1869662	1858013	1858003	1858636	* " " "
5589	1855797	1860809	1855733	1859967	1854576
5594	1856511	1855621	∅1858521
5596	1860442	1860443	1860441	1858708	1858710	1858706	1858700	1858699	1858003	†1858018	1867004	1858019
5597	"	"	1861263	1861253	1861259	"	"	"	† " " "	"	"
5598	1863545	1861270	1861269	"	"	"	"	"	†1861268	"	"
.....
.....

x No Fuse on later design.

∅ When dust proof cover is required use 1865166.

★ When dust proof cover is required use 1865313.

† Later models have two Resistances, 1865615 Inner and 1858018 Outer on models 5596 and 5597. 1866138 Inner and 1866139 Outer on model 5598.

† 1859241 Resistance having 1 35/64" distance between mounting holes is used on later design. 1853893 is 1 11/16" between mounting holes.

* 1860018 Armature does not include Lead. If Lead is required use 1859967 Lead.

Delco-Remy

PASSENGER CAR AND LIGHT TRUCK CATALOG

REGULATOR-GROUP 1

REGULATOR SERVICE PARTS

MINOR PARTS SECTION

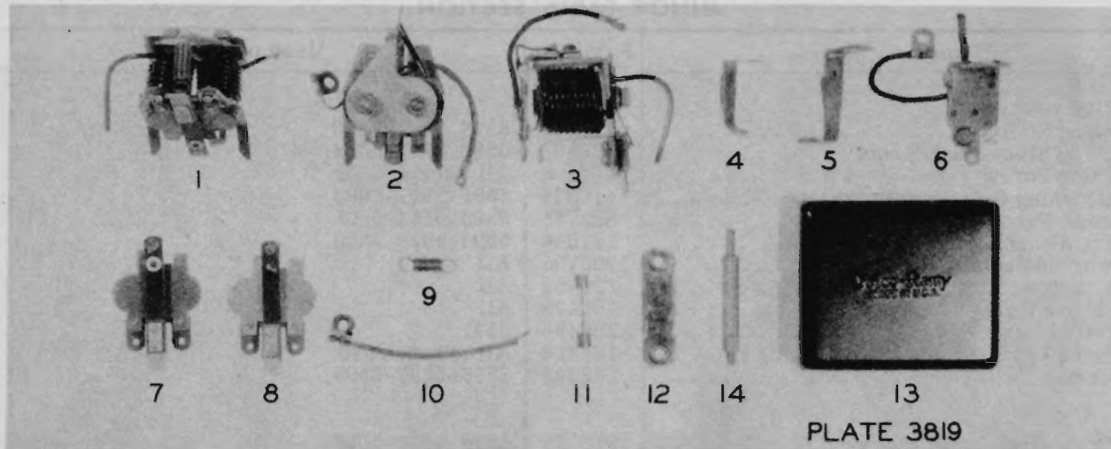
Name	Part No.	Used on Models
LOCK WASHERS		
Cover Attaching Stud	121841	5596-5597-5598
Cover Attaching Stud--Shakeproof	138593	5596-5597-5598
Cover Attaching Screw	804485	All except 5596
Regulator Attaching Nut	118874	5596-5597-5598
Relay Attaching Nut	802731	5596-5597-5598
Relay Contact Attaching Screw	131044	5596-5597-5598
Relay Armature Attaching Screw	1900793	All
Regulator Armature Attaching	20793	All
Resistance Screw	106495	All
Thermostat Attaching Screw	106495	5541
Terminal Screw	106496	All except 5596
Terminal Screw	802729	5596-5597-5598
NUTS		
Cover Attaching Stud	1858020	5596-5597-5598
Relay Mounting	115295	5596-5597-5598
Regulator Mounting	1843521	5596-5597-5598
Regulator Armature Attaching	140630	When needed
SCREWS		
Relay Contact Attaching	132696	5596-5597-5598
Regulator Armature Attaching	1853901	All
Resistance Attaching (6-32x1/4)	141542	All
Resistance Attaching (6-32x7/16)	113901	5596-5597-5598
Relay Armature Attaching	1904818	All
Thermostat Attaching	141542	5541
Terminal	1866165	All
WASHERS		
Cover Stud	810794	5596-5597-5598
Relay Contact Attaching Screw--Two hole	1858617	5596-5597-5598
Relay Mounting Nut	834231	5596-5597-5598
Relay Armature Attaching Screw--Two hole--Outer	1856614	5540-42-55-85-89-94-96
Relay Armature Attaching Screw--Two hole--Inner	1850354	5541-42-85-96
Relay Armature Attaching Screw--Two hole--Inner	813157	5540-54-55-57-88-89-94-97-98
Relay Armature Attaching Screw--Two hole--Outer	813170	5541-57-88-97-98
Regulator Attaching Nut--Current	823893	5596-5597-5598
Regulator Armature Screw--Plain	814203	All
Resistance Attaching Screw--Ins	1866113	5596-5597-5598
Resistance Attaching Screw--Plain	833960	5596-5597-5598
MISCELLANEOUS		
BUMPER--Regulator Armature	1864130	5596-5597-
BUSHING--Current Regulator Post	1858001	5596-5597-5598
BUSHING--Relay Contact Attaching Screw	808335	5596-5597-5598
BUSHING--Relay Lead Ins.	1860739	5596-5597-5598
BUSHING--Relay Post Insulation	1860719	5596-5597-5598
BUSHING--Resistance Attaching Screw--Ins.	1866112	5596-5597-5598
Connector LEAD--Current to Voltage Regulator	819527	5596-5597-5598
Connector Lead SLEEVE	1858012	5596-5597-5598
Cover SEAL	5014690	All 3 unit
Felt GASKET (Grd. Terminal)	1863403	5557-94
GASKET--Cover	1871840	5596-5597-5598
Ground STRAP	1863593	5596-5597-5598
INSULATION--Under Upper Relay Contact	1858712	5596
INSULATION--Under Relay Coil	1858613	5596-5597-5598
INSULATION--Bottom of Base	1858714	5596
INSULATION--Bottom of Base--Under Relay		
Mounting Nut	1859195	5559-5587-5596-5597-5598
INSULATION--Current Regulator--Top of Base	1858000	5559-5587-5596-5597-5598
INSULATION--Current Regulator--Bottom of Base	1858002	5559-5587-5596-5597-5598
INSULATOR--Contact Attaching Screw	1861255	5597-5598
LEAD--Resistance Connector	1866143	5596-5597-5598
Rubber GROMMET & FERRULE (In Base)	1869371	5596-5597-5598
THERMOSTAT	1854508	5541
Terminal CLAMP	1854841	5555-5594
Terminal CLAMP (On Relay Terminal)	34240	5555-5594

Delco-Remy

REGULATOR-GROUP 2

PASSENGER CAR AND LIGHT TRUCK CATALOG

REGULATOR SERVICE PARTS



Illustrations are of Typical Parts only, which may vary in detail. For Parts not illustrated see Minor Parts Section.

Model No.	Current Regulator Assembly	Voltage Regulator Assembly	Relay Assembly	Relay Contact--Lower	Relay Contact--Upper	Relay Armature	Current Regulator Armature	Voltage Regulator Armature	Armature Spring	Armature Lead	Fuse	Resistance	Cover	Cover Stud or Screw
	1	2	3	4	5	6	7	8	9	10	11	12	13	14
5807	1866473	1858013	1858003	1858636	1865603	1865614
5808	1868262
5812	1857448	1858699
5813	1860442	1860443	1866060	1866110	1858700	†1858018	1867004	1858019
5814	1869662	1858013	1858636	1865603	1865614
5817	1866473	1858699
5818	1860442	1860443	1860441	1858708	1858710	1858706	1858700	†1858018	1867004	1858019
5820	1869662	1858636	1865603	1865614
5827
5835	1858013
5836	1860442	1861270	1871256	1861253	1861259	1858700	1858699	*1867799	1867004	1858019
5847	1872052	1860443	1872079	1866143	†1866916	1867044
5858	1873576	1858013	1858636	1865603	1865614
5860	1858699
5861	1860442	1860443	1861263	1861253	1861259	1858700	1866143	†1865615	1867004	1858019
5862	1873576	1858636	1865603	1865614
5863	1869662	1868089	1855733	1859967	1859206
5866	1873576	1858699	1858003	1865615
5867	1860442	1860443	1860441	1858708	1858710	1858706	1858700	1866143	†	1867004	1858019
5870	1873576	1858636	1865603	1865614

† Later Models have two resistances:
 1865615 (Inner) and 1858018 (Outer).
 * 1867799 (Inner) and 1866138 (Outer).
 ‡ 1858018 Outer Resistance.

MINOR PARTS SECTION

Name	Part No.	Used on Models
LOCK WASHERS		
Cover Attaching Stud	121841	5813-18-36-47-61-67
Cover Attaching Stud--Shakeproof	138593	5813-18-36-47-61-67
Cover Attaching Screw	804485	5818
Regulator Attaching Nut	118874	5813-18-36-47-61-67
Relay Attaching Nut	802731	5813-18-36-47-61-67
Relay Contact Attaching Screw	131044	5813-18-36-47-61-67
Relay Armature Attaching Screw	1900793	All except 5858-60-62-66-67-70
Regulator Armature Attaching	20793	All
Resistance Screw	106495	All except 5858-60-62-66-67-70
Terminal Screw	106496	5808
Terminal Screw	802729	5813-14-18-20-27-35-36-47-58-60-61-62-63-66-67-70

Delco-Remy

PASSENGER CAR AND LIGHT TRUCK CATALOG

REGULATOR-GROUP 2

REGULATOR SERVICE PARTS

MINOR PARTS SECTION

Name	Part No.	Used on Models
NUTS		
Cover Attaching Stud	1858020	5813-18-19-36-47-61-67
Relay Mounting	120614	5813-18-47-61-67
Regulator Mounting	1843521	5813-18-36-47-61-67
Regulator Armature Attaching	140630	All
SCREWS		
Mounting (1/4-20x3/8--Self-tapping)	125966	5808-60
Relay Contact Attaching	132696	5813-18-36-47-61-67
Relay Armature Attaching	1904818	All
Regulator Armature Attaching	1853901	All
Resistance Attaching (Use with single resistance)	141542	5808
Resistance Attaching--6-32x3/16	141540	5807-12-14-17-20-27-35
Resistance Attaching--6-32x7/16	132700	5813-18-36-47-61-67
Resistance Attaching--6-32x3/8	*132696	5813-18-36-47-61-67
Resistance Attaching--6-32x1/4	*132688	5863
Terminal	1864099	All
WASHERS		
Cover Screw--Insulating	1865616	5807-08-12-14-17-20-27-35-58-60-62-63-66-70
Cover Stud	810794	5813-18-36-47-61
Relay Contact Attaching Screw--2 hole	1858617	5813-18-36-47-61-67
Relay Mounting Nut--2 hole	834231	5813-18-36-47-61-67
Relay Armature Attaching Screw--2 hole--Inner	813157	All except 5858-60-62-66-67-70
Relay Armature Attaching Screw--2 hole--Outer	1856614	5813-18-47-61
Relay Armature Attaching Screw--2 hole--Outer	813170	5812-14-27-35-36
Relay Armature Attaching Screw--2 hole	1850354	5863
Regulator Attaching Nut--Current	823893	5813-18-36-47-61-67
Regulator Armature Screw--Plain	814203	All
Resistance Attaching--Plain	833960	5813-36-47-61-67
Resistance Attaching Screw--Ins.	*1866113	5801-13-36-47-61-67
MISCELLANEOUS		
ARMATURE BUMPER--Rubber	1864130	5813-18-36-47-61-67
BUSHING--Current Regulator Post	1858001	5813-18-36-47-61-67
BUSHING--Relay Contact Attaching Screw	808335	5813-18-36-47-61-67
BUSHING--Relay Lead Insulation (In Base)	1860739	5813-18-36-47-61-67
BUSHING--Relay Post Insulation	1860719	5813-19-36-47-61-67
BUSHING--Relay Post Insulation	812387	5818
BUSHING--Resistance Attaching Screw--Insulation	1866112	5813-36-47-61-67
Connector LEAD--Current to Voltage Regulator	†819527	5818
Connector Lead SLEEVE	1858012	5813-18-36-47-61-67
Cover SEAL	5014690	All 3 unit
GASKET--Cover	1871840	5813-18-36-47-61-67
GASKET--Cover--Rubber	1871636	5807-08-12-14-17-20-27-35-58-60-62-66-70
Ground STRAP	1863593	5818-36-61-67
Ground STRAP--Terminal Connector	1869458	5813
INSULATION--Under Relay Coil	1858613	5813-18-36-47-61-67
INSULATION--Bottom of Base--Under Relay Mtg. Nut	1859195	5813-18-36-47-61
INSULATION--Current Regulator--Top of Base	1858000	5813-18-36-47-61-67
INSULATION--Current Regulator--Bottom of Base	1858002	5813-18-36-47-61-67
INSULATION--Under Upper Relay Contact	1858712	5818-67
INSULATION--Bottom of Base	1858714	5818-67
INSULATOR--Contact Attaching Screw	1861255	5813-36-47-61
LEAD--Resistance to Regulator	1866143	5813-36
(Used when two resistances are used)		
Rubber GROMMET & FERRULE (In Base)	1869371	5813-18-36-47-61-67
Terminal CLAMP--Shakeproof	1868137	5807-14-17-27-58-60-62-66-70

†Use with units having single resistance.

*Use 1866113 and 132696 with wire resistance only.

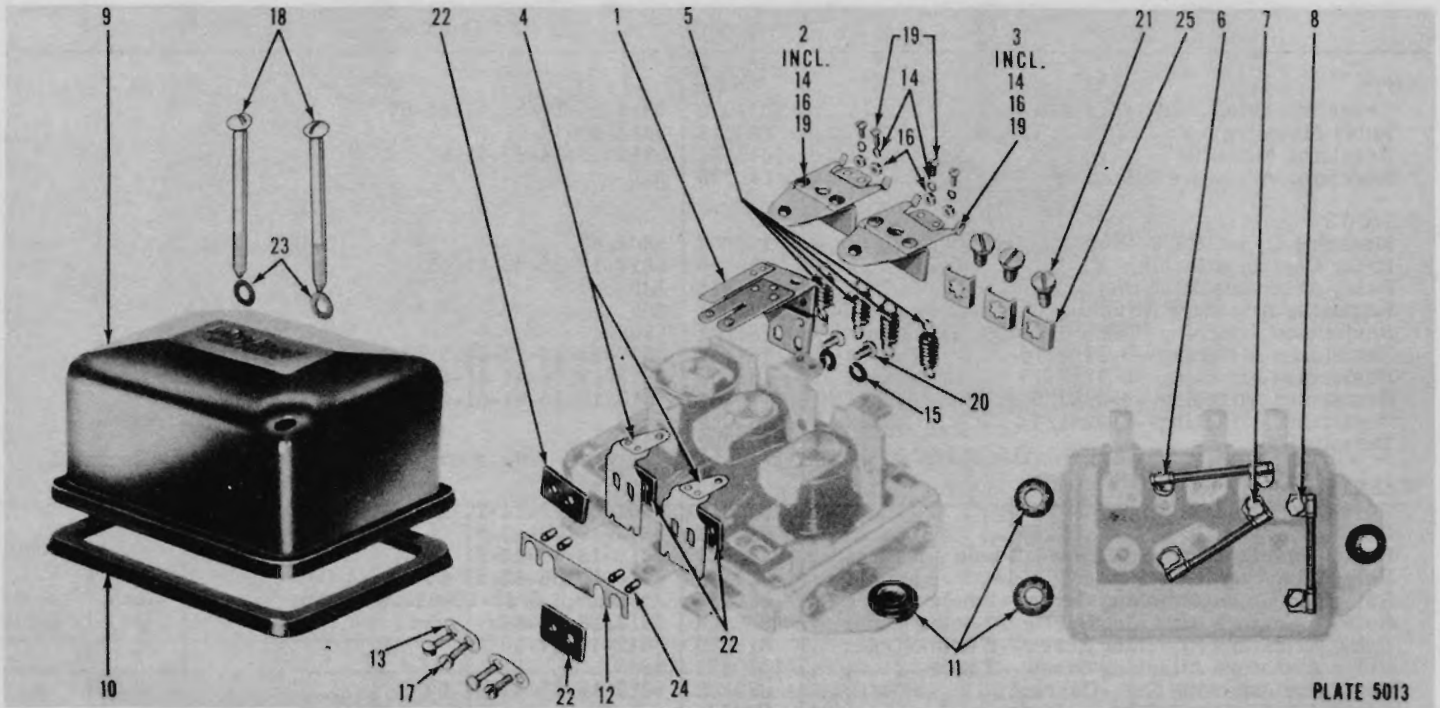
Use 1902269 and 141542 with carbon resistance only.

Delco-Remy

REGULATOR-GROUP 3

PASSENGER CAR AND LIGHT TRUCK CATALOG

REGULATOR SERVICE PARTS



Illustrations are of Typical Parts only, which may vary in detail. For Parts not illustrated see Minor Parts Section.

Model No.	Arma- ture Relay	Arma- ture Current Reg.	Arma- ture Voltage Reg.	Contact and Support	Spring	R e q d	* Resis- tor	R e q d	* Resis- tor	R e q d	* Resis- tor	Cover	Gasket	Grom- met	Con- nector
	1	2	3	4	5		6		7		8	9	10	11	12
1118201	1878467	1878497	1878487	1878493	1878500	1	1885296	1	1885296	1878514	1878510	1879663	1878504
1118202	"	1878577	1878575	1878517	"	1	"	1	"	"	"	"	"
1118203	1878780	1878487	1878493	"	1	1885297	1865603	1871636
1118204	"	1878575	1878517	"	1	"	"	"
1118205	"	1878487	1878493	"	1	"	"	"
1118206	"	1878575	1878517	"	1	"	"	"
1118207	1878467	1879354	1878487	1878493	"	1	1885296	1	1885296	1878514	1878510	1879663	1878504
1118208	"	1879353	1878575	1878517	"	1	"	1	"	"	"	"	"
1118209	"	1879354	1878497	1878493	"	2	1885300	2	1910176	"	"	"	"
1118210	"	1879353	1878577	1878517	"	2	"	2	"	"	"	"	"
1118211	"	1879354	1878487	1878493	"	1	1885296	1	1910173	"	"	"	"
1118212	"	1879353	1878575	1878517	"	1	"	1	"	"	"	"	"
1118213	1880212	1878487	1878493	"	1	1885297	1865603	1871636
1118214	1878467	1879353	1878577	1878517	"	2	1910176	1	1910175	1878514	1878510	1879663	1878504
1118229	"	1879354	1878487	1878493	"	1	1885296	1	1910173	"	"	"	"
1118230	"	1879353	1878575	1878517	"	1	"	1	1885296	"	"	"	"
1118231	1878780	"	"	"	1	1885297	1865603	1871636
1118232	1878467	1879353	"	"	"	1	1885296	1	1910173	1878514	1878510	1879663	1878504
1118233	"	1879354	1878487	1878493	"	1	"	1	1885296	"	"	"	"
1118234	"	1879353	1878575	1878517	"	1	"	1	"	"	"	"	"
1118235	"	"	1878577	"	"	2	1885300	2	1910176	"	"	"	"
1118236	"	"	1878575	"	"	1	1885296	1	1885296	"	"	"	"
1118242	"	1878497	1878487	1878493	"	1	"	1	"	"	"	"	"
1118278	"	1878577	1878575	1878517	"	1	"	1	"	"	"	"	"
.....

* See Resistor Value Chart on page 143.

Delco-Remy

PASSENGER CAR AND LIGHT TRUCK CATALOG

REGULATOR-GROUP 3

REGULATOR SERVICE PARTS

MINOR PARTS SECTION

Illus. No.	Name	Part No.	Used on Models
LOCK WASHERS			
13	Contact Attaching Screw (2 hole)	1878505	All
14	Armature Screw--Regulator	178156	All
15	Armature Screw--Relay	1904377	All
	Terminal Screw & Ground Screw	802729	1118206-36
NUTS			
16	Armature Screw--Regulator	140630	All
SCREWS			
18	Cover	1878499	1118201-2-7-8-9-10-11-12-14-29-30-32-33-34-35-36-42-78
18	Cover	1865614	1118203-4-5-6-13-27-28-31
20	Armature Attaching--Relay	1904817	All
19	Armature Attaching--Regulator	1879662	All
17	Contact Attaching	1878516	All
21	Terminal	1878502	1118201-2-7-8-9-10-11-12-14-29-30-32-33-34-35-36-42-78
21	Terminal	1881998	1118203-4-5-6-13-27-28-31-36
WASHERS			
23	Cover Screw Insulation	1865616	All except 1118278
	Cover Screw Plain	813731	1118278
22	Contact Attaching Screw (2 hole) Insulation	1878507	All
MISCELLANEOUS			
24	BUSHING--Contact Screw Insulation	1878506	All
25	CLAMP--Terminal	1878503	1118201-2-7-8-9-10-11-12-14-29-30-32-33-34-35-36-42-78
25	CLAMP--Terminal	1868137	1118203-4-5-13-31
	GASKET--Cover Screw	1910247	1118278

RESISTOR CHART


Part No.	Value in ohms	Part No.	Value in ohms
1885296	30	1910175	100
1885297	15	1910176	130
1885300	80	1910177	150
1910173	40	1910178	200
1910174	65	1910180	375

Delco-Remy

CRANKING MOTOR-GROUP 1

PASSENGER CAR AND LIGHT TRUCK CATALOG

CRANKING MOTOR SERVICE PARTS



Illustrations are of Typical Parts only, which may vary in detail. For Parts not illustrated see Minor Parts Section.

Model No.	Frame and Field Assembly	Field Coil R.H. or Upper	Field Coil L.H. or Lower	Field Coil Insulation Strip	Motor Terminal Stud	Pole Piece	Commutator End Frame and Pin	Motor Drive Housing	Center Bearing	Bushing for Motor Drive Housing	Bushing for Center Bearing	Thru Bolt	Oiler C.E.	Dust Cap C.E.
	1	2	3	4	5	6	7	8	9	10	11	12	13	14
725-A	820153	820154	820171	817076	810601	821299	822443	820149	810620	820148	821458	114998	†810819
725-D	“	“	“	“	“	“	“	“	“	“	“	“	“
725-L	“	“	“	828228	“	“	1837899	“	“	“	“	“	“
725-N	“	“	“	“	“	820406	1838139	1839345	809053	“	“
725-Q	“	“	“	“	“	“	1840311	“	“	“	“
725-S	“	“	“	“	“	821299	1837899	820149	810620	820148	821458	“	“
725-T	“	“	“	“	“	820406	1838139	1839345	809053	“	“
725-V	826282	826281	“	1848837	“	“	1845930	“	“	“	“
725-W	“	“	“	“	“	1908580	1845943	820149	810620	820148	“	“	“
725-Y	820153	820154	“	828228	“	820406	1841852	1839345	“	“	“
725-Z	826282	826281	826938	“	1848714	1848587	“	“	“	“
.....
.....
.....
.....

† 810819 Cap is 3/4" diam. 1865182 Cap 11/16" diam. was used on some models. Determine which is required.

Location of field coils is determined by looking at drive end of starting motor with terminal at top.

Delco-Remy

PASSENGER CAR AND LIGHT TRUCK CATALOG

CRANKING MOTOR-GROUP 1

CRANKING MOTOR SERVICE PARTS




PLATE-3684

Illustrations are of Typical Parts only, which may vary in detail. For Parts not illustrated see Minor Parts Section.

Model No.	Arma- ture	Brush	Brush Spring	Brush Holder	Brush Ground Lead	Brush Con- nector Lead	Shift Lever	Shift Lever Stud	Shift Lever Cover	Motor Switch Contact	Motor Switch Insu- lation	Motor Switch	Motor Drive	Com- mutator Cover Band
	15	16	17	18	19	20	21	22	23	24	25	26	27	28
725-A	820158	811553	813521	810226	813554	819362	821454	821866	36031	35089	35090	16210	19001	817114
725-D	"	"	"	"	"	"	"	"	"	"	"	"	37870	"
725-L	"	"	"	"	"	"	1837901	"	"	"	"	820052	"	"
725-N	823881	"	"	"	"	"	1837983	35000	"	"	"	"	37832	"
725-Q	"	"	"	"	"	"	1901095	"	"	"	"	"	"	"
725-S	820158	"	"	"	"	"	1837901	821866	36031	"	"	"	1874156	"
725-T	823881	"	"	"	"	"	1837983	35000	"	"	"	"	"	"
725-V	"	"	"	"	"	"	1845931	1845935	"	"	"	*1502	"	"
725-W	820158	"	"	"	"	"	"	"	"	"	"	*1501	"	"
725-Y	823881	"	"	"	"	"	1901095	35000	"	"	"	820052	"	"
725-Z	"	"	"	"	"	"	1848583	1848796	"	"	"	*1504	"	"
.....
.....
.....
.....

* For parts see Solenoid Switches page 180.

Delco-Remy

CRANKING MOTOR-GROUP 1

PASSENGER CAR AND LIGHT TRUCK CATALOG

CRANKING MOTOR SERVICE PARTS

MINOR PARTS SECTION

Name	Part No.	Used on Models
LOCK WASHERS		
Brush to Holder Screw--No. 6	106495	All
Brush Ground Lead Screw--No. 8	106496	All
Brush to Field Lead Screw--No. 10	106497	All
Center Bearing Screw--No. 10	802731	All except 725-N-O-Q-T-V
Field Terminal Stud	110730	All
Shift Lever Stud Nut	110730	All
Starting Switch Attaching Screw	106497	All except 725-V-W-Z
Starting Switch Attaching Screw	103319	725-V-W-Z
Starting Switch Terminal Nut	110730	All
Thru Bolt	103319	All except 725-A-D-S-T
Thru Bolt	108579	725-A-D-S-T
NUTS		
Field Terminal Stud	805258	All
Shift Lever Stud	805258	725-A-D-L-N-O-Q-S-V-W-Y-Z
Switch Terminal	805258	All
SCREWS		
Brush to Holder 6-32x1/2	115903	All
Brush Ground 8-32x1/4	114935	All
Brush to Field 10-32x1/4	135616	All
Center Bearing 10-32x5/16	142210	All except 725-N-O-Q-T-V
Pole Piece 3/8-24 thread	1881869	All
Starting Switch Attaching	142210	725-A-D
Starting Switch Attaching	135616	725-N-Q-Y
Starting Switch Attaching (Solenoid)	1860959	725-V-W-Z
WASHERS		
Brake, Fibre	821453	725-A-D-L
Field Terminal Stud Copper (11/16--.380x.032)	21428	725-A
Field Terminal Stud Steel (25/64--3/4x1/16)	805790	725-A-D-Q-V-W-Y-Z
Field Terminal Stud Fibre Bushing (25/64--9/16x1/16)	1904669	All
Field Terminal Stud Fibre (25/64--3/4x1/8)	817077	All
Field Terminal Stud Steel	812622	All
Field Terminal Stud Klingtite	1837885	725-L-N-Q-S-T
Felt (Shift Lever Stud)	819709	725-A-D-L-S
Space--C.E.	833602	725-A-S-W
Space--C.E.--Leather	818265	725-N-Q-T-U-V-Y-Z
Space (7/8 O.D.--1/2 L.D.x1/16 steel)	817051	725-N-Q
Space--D.E.	1838568	725-T-U-V-Y-Z
Clutch Space	821453	725-S-W
MISCELLANEOUS		
Brush Holder PIN	817313	All
Brush Holder PIN AND INSULATION	812016	All
Brush Holder Stop PIN	817314	All
Brush Holder Stop PIN AND INSULATION	812015	All
Dowel PIN--D.E.	809593	All
Dowel PIN--C.E.	809062	All
Oil WICK--C.E.	802691	All
Oil WICK--D.E.	802694	All except 725-Q
Switch GASKET	1845754	725-Q-Y
Woodruff KEY--No. 6	124546	All except 725-Q
Shift Lever SPRING	1848586	725-Z
Shift Lever SPRING	1845936	725-V-W
Shift Lever Spring SUPPORT	1835998	725-V-W-Z
Shift Lever Attaching PIN (to Solenoid)	1845939	725-V-W-Z
Shift Lever Cotter PIN	137130	725-V-W-Z
Switch CONNECTOR (Solenoid)	1845937	725-V-W-Z
Switch Connector COVER (Solenoid)	1845938	725-V-W-Z

Delco-Remy

PASSENGER CAR AND LIGHT TRUCK CATALOG

CRANKING MOTOR-GROUP 2

CRANKING MOTOR SERVICE PARTS




PLATE 3685

Illustrations are of Typical Parts only, which may vary in detail. For Parts not illustrated see Minor Parts Section.

Model No.	Frame and Field Assembly	Field Coil R.H. or Upper	Field Coil L.H. or Lower	Pole Piece	Field Terminal Stud	Com. End Frame and Pins	Gear Housing	Motor Drive Housing	Bushing for Motor Drive Housing	Center Bearing	Sub Shaft	Re-duction Gear	Motor Drive	Motor Switch
	1	2	3	4	5	6	7	8	9	10	11	12	13	14
727-F	826282	826281	810601	1848837	1908580	1845943	810620	820149	1874156	*1512
727-G	"	"	"	"	"	1854733	1839345	"	*1513
727-H	"	"	"	"	"	1854321	"	"	*1514
727-S	"	"	"	"	"	1858408	"	1873789	*1516
727-T	820153	820154	"	828228	"	1858179	"	"	820052
727-U	1836114	1836115	"	826938	"	1859767	826462	820149	1854589	*1526
727-V	826281	826282	"	1848837	"	1860408	810620	"	1874156	*1542
727-W	"	"	"	"	"	1860492	"	"	"	* " "
727-X	1836114	1836115	"	826938	"	1859767	826462	"	1854589	*1527
727-Y	820153	820154	"	828228	"	1858179	1839345	1873789	820052
727-Z	"	"	"	"	"	1862257	"	1874156	"
728-K	819688	819689	"	"	"	1839095	1839092	"	819148	1839094	817041	1839099	"
.....
.....
.....

Location of field coils is determined by looking at drive end with terminal at top.

* For parts see Solenoid Switches page 180.

Delco-Remy

CRANKING MOTOR-GROUP 2

PASSENGER CAR AND LIGHT TRUCK CATALOG

CRANKING MOTOR SERVICE PARTS




PLATE 3686

Illustrations are of Typical Parts only, which may vary in detail. For Parts not illustrated see Minor Parts Section.

Model No.	Arma- ture	Brush	Brush Spring	Brush Holder	Brush Ground Lead	Brush Con- nector Lead	Shift Lever	Shift Lever Cover	Shift Lever Stud	Motor Switch Contact	Switch Contact Insulation Strip	Field Coil Insulation Strip	Thru Bolt	Com. Cover Band
	15	16	17	18	19	20	21	22	23	24	25	26	27	28
727-F	820158	811553	813521	810226	813554	819362	1853297	1848796	820171	809053	817114
727-G	823881	"	"	"	"	"	"	"	"	"	"
727-H	"	"	"	"	"	"	1855716	"	820171	"	"
727-S	"	"	"	"	"	"	1853297	"	"	"	"
727-T	"	"	"	"	"	"	1858180	"	"	"	"
727-U	820158	828448	"	"	"	813523	1853297	"	"	"	"
727-V	"	811553	"	"	"	819362	"	"	820171	"	"
727-W	"	"	"	"	"	"	"	"	"	"	"
727-X	"	828448	"	"	"	813523	"	"	"	"	"
727-Y	823881	811553	"	"	"	819362	1861556	1861554	820171	"	"
727-Z	"	"	"	"	"	"	1862252	1848796	"	"	"
728-K	818134	"	"	"	"	"	1839096	819710	35000	"	"	"
.....
.....

Delco-Remy

PASSENGER CAR AND LIGHT TRUCK CATALOG

CRANKING MOTOR-GROUP 2

CRANKING MOTOR SERVICE PARTS

MINOR PARTS SECTION


Name	Part No.	Used on Models
LOCK WASHERS		
Brush to Holder Screw--No. 6	106495	All
Brush to Field Screw--No. 10	106497	All
Brush Ground Lead Screw--No. 8	106496	All
Center Bearing Screw	802731	727-F-U-V-W-X
Field Terminal Stud	110730	All
Motor Switch Mounting Screw	106497	727-T-Y; 728-K
Shift Lever Stud	110730	727-F-G-S-T-U-V-W-X-Y-Z; 728-K
Solenoid Switch Mounting Screw	802760	727-F-G-H-S-U-V-W-X
Terminal Stud (Klingtite)	1837885	727-S-Y-Z
Thru Bolt	103319	All except 728-K
Throttle Arm Attaching Screw	131097	727-H
Throttle Arm Attaching Screw	103319	727-Y
NUTS		
Field Terminal Stud	805258	All
Shift Lever Stud	805258	All
Switch Terminal	134566	727-T-Y-Z
SCREWS		
Brush to Holder--6-32x1/2	115903	All
Brush Ground--8-32x1/4	122159	All
Brush to Field Lead--10-32x1/4	135616	All
Center Bearing	142210	727-U-V-W-X
Motor Switch Attaching	135616	727-T-Y; 728-K
Pole Piece--3/8-24 thread	1881869	All
Solenoid Mounting	1860959	727-F-G-H-S-U-V-W-X
Throttle Arm Attaching	132255	727-Y
WASHERS		
Adjusting Screw (Shift Lever Link)	833795	727-F-G-H-S-U-V-W-X
Brake--Fibre--D.E.	821453	727-F-V-W
Brake--Leather--C.E.	818265	727-H-S-T-Y-Z
Field Terminal Stud	21428	728-K
Field Terminal Stud (Fibre)	1861076	All
Field Terminal Stud (Fibre Bushing)	1904669	All
Field Terminal Stud	805790	727-G-H-S-V-W-X
Field Terminal Stud (Steel)	812622	727-T-Y-Z; 728-K
Felt (Between Gear & Drive)	813134	728-K
Oil Throwing	809817	728-K
Space (Motor Drive Shaft)	1838568	727-G-H-S-T-Y-Z; 728-K
Space (Commutator End)	833602	727-U-V-W-X; 728-K
MISCELLANEOUS		
Brush Holder PIN	817313	All
Brush Holder PIN and INSULATION	812016	All
Brush Holder Stop PIN	817314	All
Brush Holder Stop PIN and INSULATION	812015	All
Center Bearing Plate BUSHING	820148	727-F-U-V-W-X
Dowel PIN--C.E.	809062	All
Dowel PIN--D.E.	809593	All
Dust CAP--3/4 dia.	810819	All
Dust CAP--11/16 dia.	1865182	All
OILER	114998	All
Oil WICK--C.E.	802691	All
Shift Lever SPRING	1845936	727-F-G-S-U-V-W-X
Shift Lever SPRING	1859742	727-T-Y
Shift Lever SPRING	1862705	727-Z
Shift Lever Spring SUPPORT	1835998	727-F-G-S-T-U-V-W-X-Z
Shift Lever LINK and Adjusting SCREW	1853301	727-F-G-H-S-U-V-W-X
Shift Lever PIN	1853305	727-F-G-H-S-U-V-W-X
Solenoid CONNECTOR	1853307	727-G
Solenoid CONNECTOR	1845937	727-F-H-S-U-V-W-X
Solenoid Connector COVER	1845938	727-F-H-S-U-V-W-X
Switch Side INSULATION	816911	727-T-Y-Z

Delco-Remy

CRANKING MOTOR-GROUP 3

PASSENGER CAR AND LIGHT TRUCK CATALOG

CRANKING MOTOR SERVICE PARTS



Illustrations are of Typical Parts only, which may vary in detail. For Parts not illustrated see Minor Parts Section.

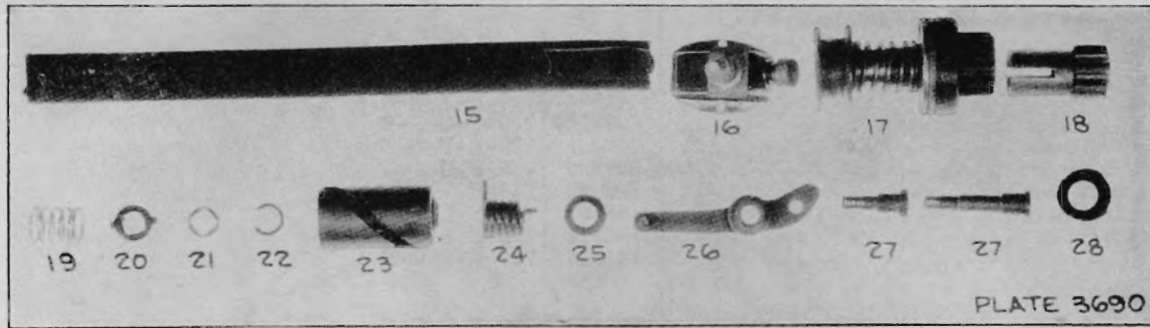
Model No.	Frame and Field	Field Coil R.H. or Upper	Field Coil L.H. or Lower	Arma-ture	Com-mutator End Frame and Pins	Motor Drive Housing	Center Bearing Plate	Bushing for Motor Drive Housing	Bushing for Center Bearing	Brush	Brush Spring	Brush Holder	Brush Ground Lead	Brush Con-necter Lead
	1	2	3	4	5	6	7	8	9	10	11	12	13	14
729-E	820153	820154	823881	1908580	1865592	1839345	811553	813521	810226	813554	819362
729-F	826282	826281	820158	"	1860408	820149	810620	820148	"	"	"	"	"
729-G	"	"	"	"	1865996	"	"	"	"	"	"	"	"
729-H	820153	820154	1866105	"	1866102	1838667	"	1838670	"	"	"	"	"
729-J	"	"	823881	1908456	1866127	1839345	"	"	"	"	"

Delco-Remy

PASSENGER CAR AND LIGHT TRUCK CATALOG

CRANKING MOTOR-GROUP 3

CRANKING MOTOR SERVICE PARTS



Illustrations are of Typical Parts only, which may vary in detail. For Parts not illustrated see Minor Parts Section.

Model No.	Com-mutator Cover Band	Start-ing Switch or Solenoid	Motor Drive Com-plete	Pinion Gear	Pinion Spring	Pinion Guide	Pinion Stop	Lock Wire	Shift Sleeve	Shift Lever Return Spring	Shift Lever Spring Support	Shift Lever	Shift Lever Stud	Shift Lever Cover or Plate
	15	16	17	18	19	20	21	22	23	24	25	26	27	28
729-E	817114	820052	1873789	1859742	1835998	1865593	1848796
729-F	"	*1542	1874156	1845936	1835998	1853297	"
729-G	"	*1516	1873789	"	"	"	"
729-H	"	1540	†1859546
729-J	"	820052	1874156	1862705	1835998	1866123	1848796

† For parts see Bendix Drives page 179.

* For parts see Solenoid Switches page 180.

Delco-Remy

CRANKING MOTOR-GROUP 3

PASSENGER CAR AND LIGHT TRUCK CATALOG

CRANKING MOTOR SERVICE PARTS

MINOR PARTS SECTION


Name	Part No.	Used on Models
LOCK WASHERS		
Brush Attaching Screw	141550	729-E-F-G-H-J
Brush Ground Lead Screw	106496	729-E-F-G-H-J
Brush Lead Attaching Screw	141552	729-E-F-G-H-J
Center Bearing Attaching Screw	802731	729-F-G-H-K
Shift Lever Stud Nut	142248	729-E-F-G
Solenoid Mounting Screw	802760	729-F-G
Solenoid Support Bracket Screw	802760	729-F
Switch Attaching Screw	141552	729-E-J
Terminal Stud	142248	729-E-F-G-H
Thru Bolt	141553	729-E-F-G-H-J
NUTS		
Shift Lever Stud	805258	729-E-F-G-H
Solenoid Mounting Screw	1838562	729-F
Terminal Stud (5/32 thk.)	805258	729-E-F-G-H
SCREWS		
Brush Attaching	115903	729-E-F-G-H-J
Brush Ground Lead	114935	729-E-F-G-H-J
Brush Lead Attaching	135616	729-E-F-G-H-J
Center Bearing Attaching	142210	729-F-G-J
Pole Shoe	1881869	729-E-F-G-H-J
Solenoid Mounting	1860959	729-F-G-H
Solenoid Support Bracket	1860959	729-F
Switch Attaching	135616	729-E-J
WASHERS		
Adjusting Screw Space	833795	729-F-G
Brake	821453	729-F-G
Brake--C.E.--Leather	818265	729-E-J
Solenoid Space	826215	729-F
Space--C.E.	833602	729-F-G-H
Space--D.E.	1838568	729-E-J
Terminal Stud Insulation (3/4 O.D.)	1861076	729-E-F-G-H-J
Terminal Stud Insulation (9/16 O.D.)	1904669	729-E-F-G-H-J
Terminal Stud--Klingtite	1837885	729-E-J
Terminal Stud Plain	805790	729-F-G-H
Terminal Stud Plain	812622	729-E
MISCELLANEOUS		
Brush Holder Hinge PIN	817313	729-E-F-G-H-J
Brush Holder Stop PIN	817314	729-E-F-G-H-J
Brush Holder Hinge PIN and INSULATION	812016	729-E-F-G-H-J
Brush Holder Stop PIN and INSULATION	812015	729-E-F-G-H-J
Dowel PIN--C.E.	809062	729-E-F-G-H-J
Dowel PIN--D.E.	809593	729-E-F-G-H-J
End PLUG--3/4" dia.	810819	729-J
End PLUG--11/16" dia.--C.E.	1865182	729-E-F-G-H-J
Field Coil Insulation STRIP	820171	729-E-F-G-H-J
OILER--D.E.	1880642	729-J
OILER--C.E.	1880642	729-E-F-G-H
Oil WICK--C.E. and D.E.	802691	729-J
Oil WICK--C.E.	802691	729-E-F-G-H
Pole SHOE	810601	729-E-F-G-H-J
Shift Lever PIN	1853305	729-E-F-G
Shift Lever Cotter PIN	112726	729-F-G
Shift Lever LINK and Adjusting Screw	1853301	729-G
Shift Lever LINK and Adjusting Screw	1865889	729-F
Solenoid CONNECTOR	1845937	729-G
Solenoid Connector COVER	1845938	729-G
Solenoid Connector COVER	1865894	729-F
Solenoid Connector STRAP	1866107	729-H
Solenoid Connector STRAP	1865893	729-F
Solenoid Support BRACKET	1865895	729-F
Switch Side INSULATION	816911	729-E-J
Terminal STUD	1848837	729-F-G
Terminal STUD	826938	729-H
Terminal STUD	828228	729-E
Thru BOLT	809053	729-E-F-G-H-J
Woodruff KEY	124546	729-H

Delco-Remy

PASSENGER CAR AND LIGHT TRUCK CATALOG

CRANKING MOTOR-GROUP 4

CRANKING MOTOR SERVICE PARTS



Illustrations are of Typical Parts only, which may vary in detail. For Parts not illustrated see Minor Parts Section.


Model No.	Frame and Field Assembly	Field Coil R.H. or Upper	Field Coil L.H. or Lower	Armature	Commutator End Frame	Motor Drive Housing	D.E. Frame	Bushing for Motor Drive Housing	Bushing for Center Bearing	Brush	Brush Spring	Brush Holder	Brush Ground Lead	Brush Connector Lead
	1	2	3	4	5	6	7	8	9	10	11	12	13	14
734-G	1847571	1847572	1847432	813550	1847427	810620	811553	813521	810226	813554	819362
734-H	1910314	1910315	823881	1907038	1835931	1839345	"	"	"	"	"
734-K	"	"	"	"	823885	"	"	"	"	"	"
734-S	"	"	1847432	"	1853916	810620	"	"	"	"	"
734-W	1847571	1847572	"	"	1847427	"	"	"	"	"	"
734-X	1910314	1910315	818131	"	1855321	"	"	"	"	"
734-Z	1910316	1910317	823881	"	1856162	1839345	"	"	"	"	"
.....
.....
.....

Delco-Remy

CRANKING MOTOR-GROUP 4

PASSENGER CAR AND LIGHT TRUCK CATALOG

CRANKING MOTOR SERVICE PARTS



Illustrations are of Typical Parts only, which may vary in detail. For Parts not illustrated see Minor Parts Section.

Model No.	Com-mutator Cover Band	Start-ing Motor Switch	Motor Drive Com-plete	Pinion Gear	Pinion Spring	Pinion Guide	Pinion Stop	Pinion Stop Lock Wire	Shift Sleeve	Shift Lever Return Spring	Shift Lever Return Spring Support	Shift Lever	Shift Lever Stud	Shift Lever Cover or Plate
	15	16	17	18	19	20	21	22	23	24	25	26	27	28
734-G	817114	1503	†1847434
734-H	"	820052	1874156	1901095	35000
734-K	"	"	"	"	"
734-S	"	362941	†1853918
734-W	"	1503	†1854540
734-X	"	†1855548
734-Z	"	1542	1874156	1845936	1835998	1853297	1848796
.....
.....
.....

† For parts see Bendix Drives pages 178 and 179.

Delco-Remy

PASSENGER CAR AND LIGHT TRUCK CATALOG

CRANKING MOTOR-GROUP 4

CRANKING MOTOR SERVICE PARTS

MINOR PARTS SECTION

Name	Part No.	Used on Models
LOCK WASHERS		
Brush Attaching Screw	106495	All
Brush to Field Lead Screw	106497	All
Brush Ground Lead Screw	106496	All
Shift Lever Stud Nut	110730	734-H-K-Z
Switch Attaching Screw	106497	734-H-K-S
Switch Attaching Screw	802760	734-Z
Switch Attaching Stud Nut	115549	734-W
Switch Support Screw	802732	734-W
Terminal Stud	110730	734-X-Z
Thru Bolt	103319	All
NUTS		
Field Terminal Stud	805258	All
Shift Lever Stud	805258	734-H-K-L-Z
Switch Attaching Stud	134566	734-W
SCREWS		
Brush Attaching	115903	All
Brush Ground Lead	114935	All
Brush Lead	142210	All
Field Terminal STUD	821524	734-H-K-S
Field Terminal STUD	826938	734-X
Field Terminal STUD	1848837	734-Z
Pole Shoe	1881869	All
Switch Attaching	135616	734-H-K-S
Switch Support	1860959	734-W-Z
WASHERS		
Shift Lever Link Adjusting Screw	833795	734-Z
Space--C.E.--Leather	818265	734-H-K-Z
Space--D.E.	1838568	734-H-K-Z
Space--C.E.	833602	734-S-W
Space--D.E.	1853917	734-W
Switch Attaching Stud Plain	812622	734-S
Switch Attaching Stud Insulation (Inside)	1847431	734-W
Switch Attaching Stud Bushing	809051	734-W
Switch Attaching Stud Insulation (Outside)	817077	734-S-W
Switch Attaching Stud--Copper	1849861	734-W
Terminal Stud Insulation (3/4x1/8)	817077	734-H-K-S-X-Z
Terminal Stud Bushing	1904669	734-H-K-S-X-Z
Terminal Stud Plain	812622	734-H-K
Terminal Stud Plain (Inside)	812622	734-X
Terminal Stud Steel	805790	734-H-W-X-Z
MISCELLANEOUS		
Brush Holder Hinge PIN	817313	All
Brush Holder Hinge PIN and INSULATION	812016	All
Brush Holder Stop PIN	817314	All
Brush Holder Stop PIN and INSULATION	812015	All
Dowel PIN--C.E.	809062	All
Dowel PIN--D.E.	809593	All
End Frame COVER--C.E.--3/4" dia.	810819	734-G-H-K-S-W-X-Z
End Frame COVER--C.E.--11/16" dia.--also used	1865182	
Field Coil Connector CLIP	1847430	734-G-J-V-W-Y
OILER--C.E.	114998	734-G-H-K-S-V-W-X-Z
OILER--D.E.	114998	734-X
Oil WICK--D.E.	802696	734-X
Oil WICK--C.E.	802691	734-H-K-L-S-W-X-Z
Pole SHOE	810601	All
Shift Lever LINK and ADJUSTING SCREW	1853301	734-Z
Shift Lever PIN	1853305	734-Z
Solenoid CONNECTOR	1845937	734-Z
Solenoid COVER	1845938	734-Z
Switch GASKET	1845754	734-H
Switch Side INSULATION	816911	734-S
Thru BOLT	809053	All
Woodruff KEY	124546	734-G-S-W-X

Delco-Remy

CRANKING MOTOR-GROUP 5

PASSENGER CAR AND LIGHT TRUCK CATALOG

CRANKING MOTOR SERVICE PARTS




PLATE 3693

Illustrations are of Typical Parts only, which may vary in detail. For Parts not illustrated see Minor Parts Section.

Model No.	Frame and Field	Field Coil R.H. or Upper	Field Coil L.H. or Lower	Arma-ture	Com-mutator End Frame	Motor Drive Housing	Bendix Drive Com-plete	Motor Switch Assem.	Brush	Brush Spring	Brush Holder	Brush to Field Lead	Brush Ground Lead	Brush Con-necter Lead
	1	2	3	4	5	6	7	8	9	10	11	12	13	14
737-Z	810627	810626	818002	1908580	1869614	†1850844	811553	813521	810226	813554	819362
.....
.....
.....
.....

† For parts see Bendix Drives page 178.

Delco-Remy

PASSENGER CAR AND LIGHT TRUCK CATALOG

CRANKING MOTOR-GROUP 5

CRANKING MOTOR SERVICE PARTS

MINOR PARTS SECTION


Name	Part No.	Used on Models
LOCK WASHERS		
Brush Attaching Screw	106495	737-Z
Brush Ground Lead Screw	106496	737-Z
Brush Lead Attaching Screw	106497	737-Z
Field Terminal Stud Nut	110730	737-Z
Thru Bolt	103319	737-Z
NUTS		
Field Terminal Stud (5/32 thk.)	805258	737-Z
Field Terminal Stud (1/4 thk.)	134566	737-Z
SCREWS		
Brush Attaching	115903	737-Z
Brush Ground Lead	122159	737-Z
Brush Lead Attaching	135616	737-Z
Pole Shoe	1881869	737-Z
WASHERS		
Field Terminal Stud Nut Insulation (9/16 O.D.)	1904669	737-Z
Field Terminal Stud Nut Insulation (3/4 O.D.)	1861076	737-Z
Space--D.E.--.563x63/64x1/16	833602	737-Z
Space--C.E.	833602	737-Z
Space--D.E.--.626x11/16x1/16	809815	737-Z
Space--D.E.--.626x11/16x3/32	1849774	737-Z
Switch Terminal Nut Plain	805790	737-Z
MISCELLANEOUS		
BUSHING--Motor Drive Housing	810620	737-Z
Brush Holder Hinge PIN	817313	737-Z
Brush Holder Stop PIN	817314	737-Z
Brush Holder Hinge PIN and INSULATION	812016	737-Z
Brush Holder Stop PIN AND INSULATION	812015	737-Z
Dowel PIN--D.E.	809593	737-Z
Dowel PIN--C.E.	809062	737-Z
End PLUG--C.E.--3/4 O.D.	810819	737-Z
End PLUG--C.E.--11/16 O.D.	1865182	737-Z
OILER--C.E.	114998	737-Z
Oil WICK--C.E.	802691	737-Z
Pole SHOE	810601	737-Z
STUD--Field Terminal	826938	737-Z
Thru BOLT	809053	737-Z
Woodruff KEY	124546	737-Z

Delco-Remy

CRANKING MOTOR-GROUP 6

PASSENGER CAR AND LIGHT TRUCK CATALOG

CRANKING MOTOR SERVICE PARTS



Illustrations are of Typical Parts only, which may vary in detail. For Parts not illustrated see Minor Parts Section.

Model No.	Frame and Field Assembly	Field Coil R.H.	Field Coil L.H.	Pole Shoe	Motor Terminal Stud	Armature	Commutator End Frame	Motor Drive Housing	Bushing for Drive Housing	Motor Drive Assembly	Switch Assembly	Switch Connector	Connector Cover	Commutator Cover Band
	1	2	3	4	5	6	7	8	9	10	11	12	13	14
738-B	1910316	1910317	810601	1848837	823881	1907038	1856668	1839345	1873789	*1514	1845937	1845938	817114
738-C	1910314	1910315	"	821524	"	"	1856999	"	37870	820052	"
738-G	"	"	"	"	1847432	"	1853916	810620	†1859020	362941	"
738-N	1910316	1910317	"	826938	818002	"	1861739	"	†1850844	"
738-S	1910314	1910315	"	821524	823881	"	1866126	1839345	1874156	820052	"

† For parts see Bendix Drives pages 178 and 179.

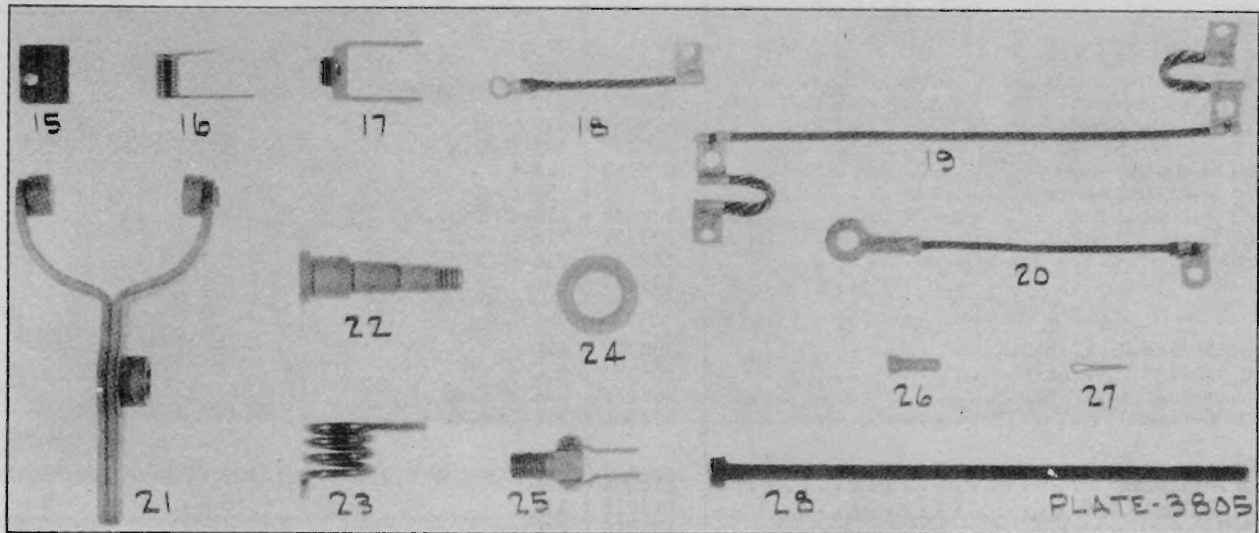
* For parts see Solenoid Switches pages 180

Delco-Remy

PASSENGER CAR AND LIGHT TRUCK CATALOG

CRANKING MOTOR-GROUP 6

CRANKING MOTOR SERVICE PARTS



Illustrations are of Typical Parts only, which may vary in detail. For Parts not illustrated see Minor Parts Section.

Model No.	Brush	Brush Spring	Brush Holder	Brush Ground Lead	Brush Connector Lead	Relay Ground Lead	Shift Lever	Shift Lever Stud	Shift Lever Return Spring	Shift Lever Support	Shift Lever Link Screw	Shift Lever Pin	Shift Lever Cotter Pin	Thru Bolt
	15	16	17	18	19	20	21	22	23	24	25	26	27	28
738-B	811553	813521	810226	813554	819362	1853297	1848796	1845936	1835998	1853301	1853305	112726	809053
738-C	"	"	"	"	"	1856998	821866	"	"	"
738-G	"	"	"	"	"	"
738-N	"	"	"	"	"	"
738-S	"	"	"	"	"	1862252	1848796	1862705	1835998	"

Delco-Remy

CRANKING MOTOR-GROUP 6

PASSENGER CAR AND LIGHT TRUCK CATALOG

CRANKING MOTOR SERVICE PARTS

MINOR PARTS SECTION

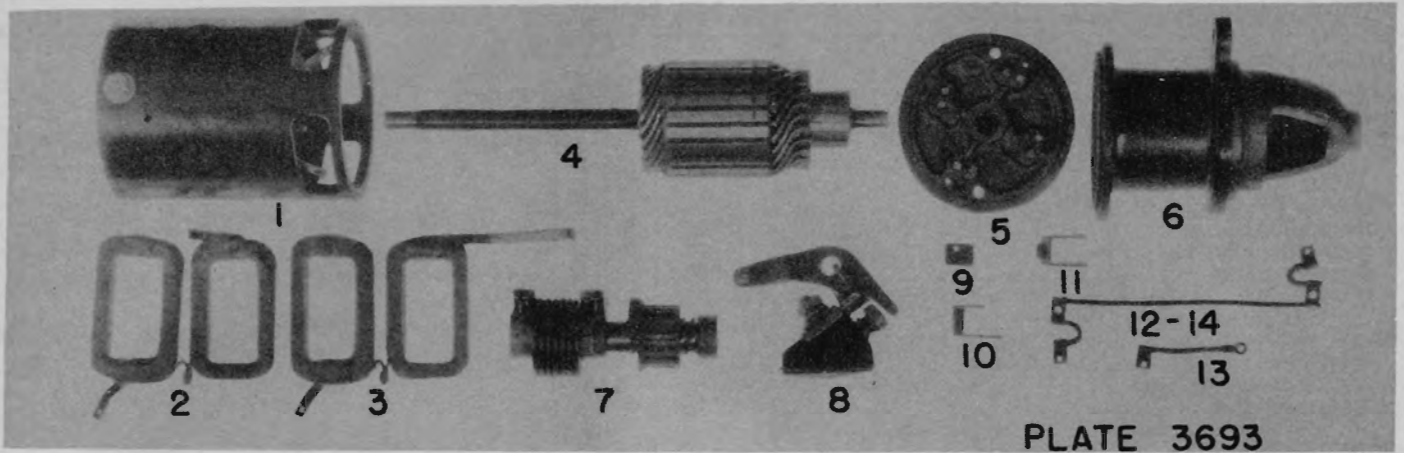
Name	Part No.	Used on Models
LOCK WASHERS		
Brush Attaching Screw	106495	All
Ground Lead Screw	106496	All
Lead Attaching Screw	106497	All
Shift Lever Stud Nut	142248	738-B-C-S
Switch Mounting Screw	802760	738-B
Switch Mounting Screw	106497	738-C-S
Switch Terminal Nut	142248	738-C-S
Switch Terminal Nut	103321	738-G
Terminal Stud Nut	142248	738-B-N
Thru Bolt	103319	All
NUTS		
Terminal Stud (5/32 thk.)	805258	All
Terminal Stud (1/4 thk.)	134566	All
Shift Lever Stud	805258	738-B-C-S
Switch Terminal	134566	738-C-G-S
SCREWS		
Brush Attaching	115903	All
Brush Ground Lead	114935	All
Brush Lead Attaching	135616	All
Pole Shoe	1881869	All
Switch Mounting	124546	738-B
Switch Mounting	135616	738-C-G-S
WASHERS		
Brake Leather--C.E.	818265	738-B-C-S
C.E. & D.E. (.563x63/64x1/16)	833602	738-N
Space--C.E.	833602	738-G-N
Space--D.E.	1838568	738-B-C-S
Space--D.E. (.626x1-1/16x1/16)	809815	738-N
Space--D.E. (.626x1-1/16x3/32)	1849774	738-N
Felt--Shift Lever Stud	819709	738-C
Shift Lever Adjusting Screw	833795	738-B
Switch Mounting Screw	834560	738-B
Terminal Stud Insulation (3/4 O.D.)	1861076	All
Terminal Stud Insulation (9/16 O.D.)	1904669	All
Terminal Stud Plain	805790	738-B-N
Terminal Stud Plain	812622	738-C-G-S
MISCELLANEOUS		
Brush Holder Hinge PIN	817313	All
Brush Holder Hinge PIN and INSULATION	812016	All
Brush Holder Stop PIN	817314	All
Brush Holder Stop PIN and INSULATION	812015	All
COVER--Shaft Lever Stud	36031	738-C
Dowel PIN--C.E.	809062	All
Dowel PIN--D.E.	809593	All
End PLUG--C.E. (3/4 O.D.)	810819	All
End PLUG--C.E. (11/16 O.D.)	1865182	All
INSULATION--Switch Side	816911	738-C-G-S
OILER--C.E.	114998	All
Oil WICK--C.E.	802691	All
Woodruff KEY	124546	738-G-N

Delco-Remy

PASSENGER CAR AND LIGHT TRUCK CATALOG

CRANKING MOTOR-GROUP 7

CRANKING MOTOR SERVICE PARTS



Illustrations are of Typical Parts only, which may vary in detail. For Parts not illustrated see Minor Parts Section.

Model No.	Frame and Field Assembly	Field Coil R.H. or Upper	Field Coil L.H. or Lower	Armature	Commutator End Frame	Drive End Frame or Motor Drive Housing	Bendix Drive Complete	Motor Switch Assembly	Brush	Brush Spring	Brush Holder	Brush to Field Lead	Brush Ground Lead	Brush Connector Lead
	1	2	3	4	5	6	7	8	9	10	11	12	13	14
739-A	1910314	1910315	1847432	1907038	1865171	†1859020	362941	811553	813521	810226	813554	819362
739-E	1847571	1847572	818131	"	1865363	†1855548	1570	"	"	"	"	"
739-F	"	"	1866105	"	1866100	†1859020	"	"	"	"	"	"
739-G	1910314	1910315	823881	1908459	1866126	1874156	820052	"	"	"	"	"
739-H	1910316	1910317	1847432	1907038	1869511	†1859020	"	"	"	"	"	"
740-N	1838082	810626	818002	1908580	1869614	†1850844	828448	"	"	811450	"	813523
.....
.....
.....
.....

† For parts see Bendix Drives pages 178 and 179.

Delco-Remy

CRANKING MOTOR-GROUP 7

PASSENGER CAR AND LIGHT TRUCK CATALOG

CRANKING MOTOR SERVICE PARTS

MINOR PARTS SECTION


Name	Part No.	Used on Models
LOCK WASHERS		
Brush Attaching Screw	106495	739-A-E-F-G-H
Brush Ground Lead Screw	106496	739-A-E-F-G-H; 740-N
Brush Lead Attaching Screw	106497	739-A-E-F-G-H
Center Bearing Plate	802731	739-F
Switch Support Screw	103319	739-E-F
Switch Mounting Stud Nut	138542	739-E-G
Switch Mounting	106497	739-A-G
Shift Lever Stud	110730	739-G
Terminal Stud Nut	110730	739-H
Thru Bolt	103319	739-A-E-F-G-H
NUTS		
Shift Lever Stud	205258	739-G-H
Switch Mounting Stud	134566	739-E-F
Terminal Stud	805258	739-A-E-G; 740-N
SCREWS		
Brush Attaching	115903	739-A-E-F-G-H; 740-N
Brush Ground Lead	122159	739-A-E-F-G-H
Brush Lead Attaching	135616	739-A-E-F-G; 740-N
Center Bearing Plate	142210	739-F
Pole Shoe	1843646	739-A-E-F-G-H; 740-N
Switch Mounting	135616	739-A-G-H
Switch Support	1860959	739-E-F
WASHERS		
Brake	818265	739-G
Space--D.E.	1838568	739-G
Space--D.E.	1853917	739-A-F-H
Space--D.E.--.626x1 1/16x3/32	1849774	740-N
Space--C.E. & D.E.--.563x63/64x1/16	833602	739-A-E-F-H; 740-N
Space--D.E.--.626x1 1/16x1/16	809815	740-N
Switch Mounting Stud Ins.--Outside	1861076	739-E-F
Switch Mounting Stud Ins.--Inside	1847431	739-E-F
Switch Mounting Stud Bushing	809051	739-E-F
Switch Mounting Stud Plain	1849861	739-E-F
Terminal Stud Ins.--3/4 O.D.	1861076	739-A-G-H; 740-N
Terminal Stud Ins.--9/16 O.D.	1904669	739-A-G-H; 740-N
Terminal Stud Plain	805790	739-H; 740-N
Terminal Stud Plain--Inside	812622	739-A-G-H
MISCELLANEOUS		
BUSHING--For Center Bearing Plate	1838670	739-F
BUSHING--For Drive Housing	1839345	739-G
BUSHING--Motor Drive Housing	810620	739-A-E-F-H; 740-N
Brush Holder PIN	817313	739-A-E-F-G-H; 740-N
Brush Holder Stop PIN	817314	739-A-E-F-G-H; 740-N
Brush Holder Hinge PIN and Insul.	812016	739-A-E-F-G-H; 740-N
Brush Holder Stop PIN and Insul.	812015	739-A-E-F-G-H; 740-N
Center Bearing PLATE	1838667	739-F
Commutator COVER BAND	817114	739-A-E-F-G-H; 740-N
Connector CLIP--Field Coil	1847430	739-E-F
Dowel PIN--C.E.	809062	739-A-E-F-G-H; 740-N
Dowel PIN--D.E.	809593	739-A-E-F-G-H; 740-N
End PLUG--C.E.--11/16 O.D.	1865182	739-A-E-F-G-H; 740-N
End PLUG--C.E.--3/4 O.D.	810819	739-E
INSULATION--Switch Side	816911	739-A-G
OILER--C.E.	1880642	739-A-E-F-G-H; 740-N
OILER--D.E.	1880642	739-E
Oil WICK--C.E.	802691	739-A-E-F-G-H
Oil WICK--D.E.	802696	739-E; 740-N
Pole SHOE	810601	739-A-E-F-G-H; 740-N
Shift LEVER	1866123	739-G
Shift Lever SUPPORT	1835998	739-G
Shift Lever SPRING	1862705	739-G
Shift Lever STUD	1848796	739-G
Terminal STUD	826938	739-E-H
Terminal STUD	821524	739-A-G
Thru BOLT	809053	738-A-E-F-G-H; 740-N
Woodruff KEY	124546	739-A-E-F-H; 740-N

Delco-Remy

PASSENGER CAR AND LIGHT TRUCK CATALOG

CRANKING MOTOR-GROUP 8

CRANKING MOTOR SERVICE PARTS



Illustrations are of Typical Parts only, which may vary in detail. For Parts not illustrated see Minor Parts Section.

Model No.	Field Coil R.H. 1 Coil	Field Coil L.H. 1 Coil	Field Terminal Stud	Pole Shoe	Armature	Commutator End Frame	Drive Housing	Center Bearing or Cover Plate	Bushing or Ball Bearing C.E.	Bushing or Ball Bearing D.E.	Bushing Center Bearing	Motor Drive	Starter Switch	Thru Bolt
	1	2	3	4	5	6	7	8	9	10	11	12	13	14
1107001	1910314	1910315	821524	810601	1867897	1907038	1867896	1839345	1873789	820052	809053
1107003	"	"	"	"	823881	"	1868855	"	"	"	"
1107005	1910316	1910317	1848837	"	1867897	"	1873699	"	"	* 1542	"
1107007	1910314	1910315	821524	"	"	1908459	1873867	"	"	820052	"
1107008	"	"	"	"	"	1907038	1873778	"	"	"	"
1107009	"	"	"	"	"	"	1867896	"	"	"	"
1107022	"	"	"	"	"	"	1873778	"	"	"	"
1107032	"	"	"	"	"	"	1881794	"	"	"	"
1107034	"	"	"	"	"	1908459	1873867	"	"	"	"
1107037	"	"	826938	"	1878077	1907038	1882370	1838667	810620	1838670	†1878079	1452	"
1107041	"	"	821524	"	1867897	"	1882740	1839345	1873789	820052	"
1107047	"	"	"	"	"	"	1867896	"	"	"	"
1107048	1910316	1910317	826938	"	1878077	1884153	1884155	1838667	1867610	826462	1838670	†1881636	"
1107049	"	"	1848837	"	1867897	1907038	1886225	1839345	1873789	§1118019	"
1107050	"	"	"	"	"	1908459	1884767	"	"	†1118021	"
1107051	"	"	"	"	820158	1873774	1884773	820149	1872678	820148	"	*1118101	"
1107054	1910315	1910316	821524	"	1867897	1907038	1885818	1839345	"	820052	"
1107055	1910314	1910315	"	"	"	"	"	"	"	"	"
1107061	"	"	"	"	"	"	"	"	"	"	"
1107066	"	"	"	"	"	1908459	1873867	"	"	"	"
1107067	812406	812407	"	"	818002	1881625	1910093	810620	†1868804	1872405	"
1107070	1910314	1910315	"	"	1867897	1907038	1881794	1839345	1873789	820052	"
1107071	1910316	1910317	1848837	"	820158	"	1885451	820149	1872678	820148	"	*1118101	"
.....
.....

† For parts see Bendix Drives pages 178 and 179.

* For parts see Solenoid Switches pages 180 and 182.

§ 1542 Solenoid and 1845937 Connector Strap was used prior to Serial No. 1-J-29.

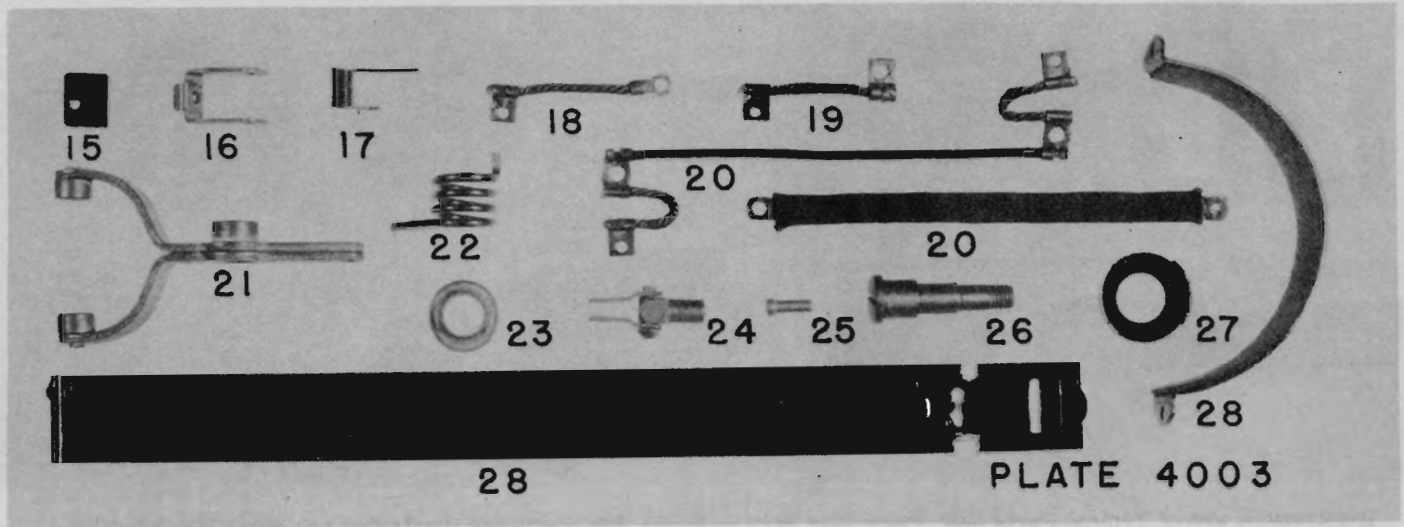
† Models with Serial No. 1-M-4 and later use 1118109 Solenoid.

Delco-Remy

CRANKING MOTOR-GROUP 8

PASSENGER CAR AND LIGHT TRUCK CATALOG

CRANKING MOTOR SERVICE PARTS



Illustrations are of Typical Parts only, which may vary in detail. For Parts not illustrated see Minor Parts Section.

Model No.	Brush	Holder	Spring	Brush to Field Lead	Brush Ground Lead	Brush Connector Lead	Switch or Shift Lever	Shift Lever Return Spring	Return Spring Support	Shift Lever Link & Screw	Shift Lever Pin	Shift Lever Stud	Shift Lever Cover	Commutator Cover Band
	15	16	17	18	19	20	21	22	23	24	25	26	27	28
1107001	811553	810226	813521	813554	819362	1882077	1868003	817114
1107003	"	"	"	"	"	1867633	1856661	"
1107005	"	"	"	"	"	1853297	1845936	1835998	1873700	1853305	1848796	"
1107007	"	"	"	"	"	1882494	1862705	"	"	"
1107008	"	"	"	"	"	1878729	1859742	"	"	"
1107009	"	"	"	"	"	1882077	1868003	"
1107022	"	"	"	"	"	1878729	1859742	1835998	1848796	"
1107032	"	"	"	"	"	1881795	1881861	"	"	"
1107034	"	"	"	"	"	1882494	1862705	"	"	"
1107037	"	"	"	"	"	"
1107041	"	"	"	"	"	1882077	1868003	"
1107047	"	"	"	"	"	"	"	"
1107048	"	"	"	"	"	"	"
1107049	"	"	"	"	"	1884808	1859742	1835998	1873700	1853305	1848796	"
1107050	"	"	"	"	"	1884683	1862705	"	1884768	1884772	"	"
1107051	"	"	"	"	"	1853297	1845936	"	1853301	1853305	"	"
1107054	"	"	"	"	"	1885814	1885817	"
1107055	"	"	"	"	"	"	"	"
1107061	"	"	"	"	"	"	"	"
1107066	"	"	"	"	"	1882494	1862705	1835998	1848796	"
1107067	"	"	"	"	"	1886923
1107070	"	"	"	"	"	1885353	1881861	1835998	1848796	817114
1107071	"	"	"	"	"	1853297	1845936	"	1853301	1853305	"	"
.....
.....

Delco-Remy

PASSENGER CAR AND LIGHT TRUCK CATALOG

CRANKING MOTOR-GROUP 8

CRANKING MOTOR SERVICE PARTS

MINOR PARTS SECTION

Name	Part No.	Used on Models
LOCK WASHERS		
Brush Attaching Screw	106495	All
Brush Ground Lead Screw	106496	All
Brush Lead Attaching Screw	106497	All
Center Bearing Screw	802731	1107037-47-51-71
Reversing Switch Connector Link	106496	1107037
Reversing Switch Attaching Screw	106497	1107037-47-54-61
Shift Lever Stud	110730	1107001-03-05-07-08-09-32-34-41-47-49-50-51-54-55-61-66-70-71
Starting Switch Attaching Screw	106497	1107001-03-07-08-09-22-32-34-41-47-54-55-61-66-67-70
Starting Switch Attaching Screw	103319	1107037
Starting Switch Terminal Nut	110730	1107001-03-05-07-21-22-32-61-66-67-70
Switch Mounting Screw	121801	1107055
Switch Mounting Screw	802760	1107005-49-50-71
Terminal Stud	110730	All except 1107001-03-07-08-09-61-66-67-70
Thru Bolt	103319	All
NUTS		
Shift Lever Stud	805258	1107001-03-05-08-22-32-34-41-47-49-50-51-54-55-61-66-70-71
Switch Terminal	134566	1107032-41-61-67-70
Terminal Stud	805258	All
SCREWS		
Brush Attaching	115903	All
Brush Ground Lead	122159	All
Brush Lead Attaching	132892	All
Center Bearing Attaching	142210	1107037-48-51-71
Commutator Cover Band	132926	1107032-34-37-48-49-67
Pole Shoe	1881869	All
Reversing Switch Attaching	142210	1107047-54-61
Reversing Switch Terminal	1864099	1107047-54-61
Switch Attaching (10-32x1/4)	132892	1107001-03-07-08-09-22-41-47-54-61-66-67-70
Switch Attaching (10-32x3/8)	1860959	1107005-37-50-51-71
Switch Attaching	121540	1117055
WASHERS		
Brake--Fibre--D.E.	821453	1107051-71
Brake--Leather--C.E.	818265	1107001-03-05-07-08-09-32-34-41-47-49-50-51-54-55-61-66-70-71
Lever Adjusting Screw	833795	1107005-49-50-51-71
Lever--Space	1874115	1107005-51-71
Reversing Switch Connector Pin	807716	1107047-54
Space--C.E. (.563x63/64x1/16)	833602	1107037-51-67-71
Space--D.E.	1838568	1107001-03-05-07-08-09-32-34-41-47-49-50-54-55-61-66-70
Space--D.E.	1853917	1107037
Space--D.E. (.563x63/64x1/16)	833602	1107048-67
Space--D.E. (.626x1-1/16x3/32)	1849774	1107067
Space--D.E. (.626x1-1/16x1/16)	809815	1107067
Terminal Stud (1/32" thick)	812622	1107001-03-05-07-08-09-22-32-34-41-47-48-54-61-66-67-70
Terminal Stud Ins. (3/4 O.D.)	1861076	All
Terminal Stud Ins. (9/16 O.D.)	1904669	All
Terminal Stud Plain (1/16" thick)	805790	1107005-48-49-50-51-55-67-71
MISCELLANEOUS		
Brush Holder Hinge PIN	817313	All
Brush Holder Stop PIN	817314	All
Brush Holder Hinge PIN & INSULATION	812016	All
Brush Holder Stop PIN & INSULATION	812015	All
CLAMP--Reversing Switch Terminal	1855978	1107047-54-61
CLIP--Reversing Switch Connector Link	142581	1107047
COLLAR--Outside--D.E.	810653	1107002-26
CONNECTOR--Switch	1845937	1107005
CONNECTOR--Switch	1853307	1107023
CONNECTOR--Switch	1878056	1107015
CONNECTOR--Switch and Terminal Stud	1866107	1107037
Commutator End PLUG (11/16 dia.)	1865182	1107001-03-05-07-08-09-22-32-34-41-47-49-50-51-54-55-61-71

Delco-Remy

CRANKING MOTOR-GROUP 8

PASSENGER CAR AND LIGHT TRUCK CATALOG

CRANKING MOTOR SERVICE PARTS

MINOR PARTS SECTION

Name	Part No.	Used on Models
MISCELLANEOUS --Continued		
Commutator End PLUG (3/4 dia.)	810819	1107048
COVER--Switch Connector	1845938	1107005
COVER--Solenoid Connector	1884771	1107050
COVER--Solenoid Connector	1884775	1107051
Dowel PIN--C.E.	809062	All
Dowel PIN--D.E.	809593	All
GASKET--C.E. Cover Plate	1844012	1107002-04
GASKET--Ball Bearing Retainer Plate--D.E.	1855701	1107002-04-26
GASKET--Switch	1845754	1107029
GASKET--Switch (use with Cast Iron Switch)	1885769	1107024-29
GASKET--Switch (use with Pressed Steel Switch)	1881218	1107024
INSULATION--Switch Side	816911	1107007-08-09-22-32-34-41-47-54-55-61-66-67-70
LEVER--Switch	1878153	1107017
LINK--Reversing Switch Connector	1906881	1107061
LINK--Reversing Switch Connector	1884003	1107047-54
OILER--C.E.	1880642	All except 1107001-03-61-71
OILER--C.E.	114998	1107061-71
OILER--D.E.	1868788	1107051-71
Oil WICK--C.E.	802691	All except 1107001-03
Oil WICK--D.E.	802691	1107048
Oil WICK--D.E.	802697	1107051-71
PIN--Reversing Switch Connector--To Shift Lever.	1885851	1107047-54
PIN--Switch Lever	1880254	1107017
PIN--Switch Lever	1838560	1107061
PLATE--Ball Bearing Retainer--D.E.	1855702	1107026
PLATE--Ball Bearing Retainer	818934	1107004
PLATE--Commutator End Cover	815868	1107002-26
PLATE--Felt Washer Retainer--D.E.	819104	1107002-04-26
SPRING--Reversing Switch Connector	1884006	1107047-54-61
STRAP--Solenoid Connector	*1884811	1107049
STRAP--Solenoid Connector	1884770	1107050
STRAP--Solenoid Connector	1884774	1107051
SUPPORT--Reversing Switch Connector Spring	1884004	1107047-54-61
SWITCH--Ignition Reversing	1907122	1107047-54-61

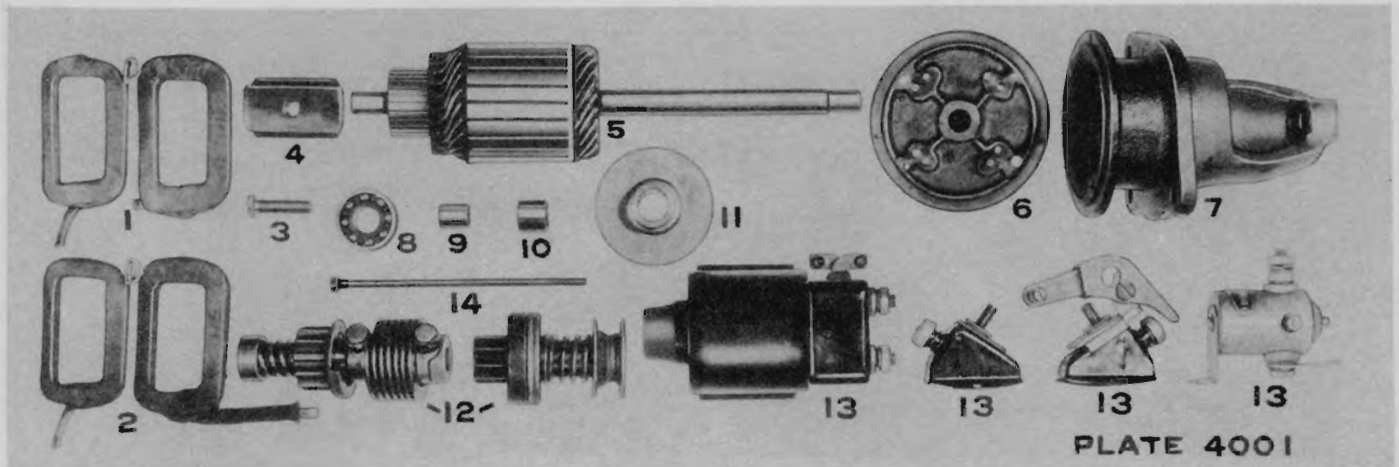
*1845937 Connector Strap was used prior to Serial No. 1-J-29 on 1107049.

Delco-Remy

PASSENGER CAR AND LIGHT TRUCK CATALOG

CRANKING MOTOR-GROUP 9

CRANKING MOTOR SERVICE PARTS



Illustrations are of Typical Parts only, which may vary in detail. For Parts not illustrated see Minor Parts Section.

Model No.	Field Coil Upper (2)	Field Coil Lower (2)	Terminal Stud	Pole Shoe	Armature	Commutator End Frame	Drive Housing	Bushing or Ball Bearing C.E.	Bushing D.E.	Bushing for Center Bearing	Center Bearing Plate	Motor Drive	Switch	Thru Bolt
	1	2	3	4	5	6	7	8	9	10	11	12	13	14
1107418	1865302	820404	828228	810601	820158	1908580	1868672	1872678	820148	820149	1873789	820052	809053
1107420	"	"	"	"	"	1864530	1871657	1867610	*826462	"	"	1874156	"	"
.....
.....


* Two size bushings were used, 826462 is .750 O.D. -- 1872678 is .687 O.D.

Delco-Remy

CRANKING MOTOR-GROUP 9

PASSENGER CAR AND LIGHT TRUCK CATALOG

CRANKING MOTOR SERVICE PARTS



Illustrations are of Typical Parts only, which may vary in detail. For Parts not illustrated see Minor Parts Section.

Model No.	Brush	Brush Holder	Brush Spring	Brush to Field Lead	Brush Ground Lead	Brush Connector Lead	Shift or Switch Lever	Switch Lever Pin or Stud	Switch Lever Cotter Pin	Switch Contact	Switch Contact Insulation	Switch Side Insulation	Com-mutator End Plug	Com-mutator Cover Band
	15	16	17	18	19	20	21	22	23	24	25	26	27	28
1107418	811553	810226	813521	813554	819362	1901095	*1868003	816911	1865182	817114
1107420	"	"	"	"	"	"	* 35000	"	810819	"
.....
.....

* Shift Lever Stud.

Delco-Remy

PASSENGER CAR AND LIGHT TRUCK CATALOG

CRANKING MOTOR-GROUP 9

CRANKING MOTOR SERVICE PARTS

MINOR PARTS SECTION

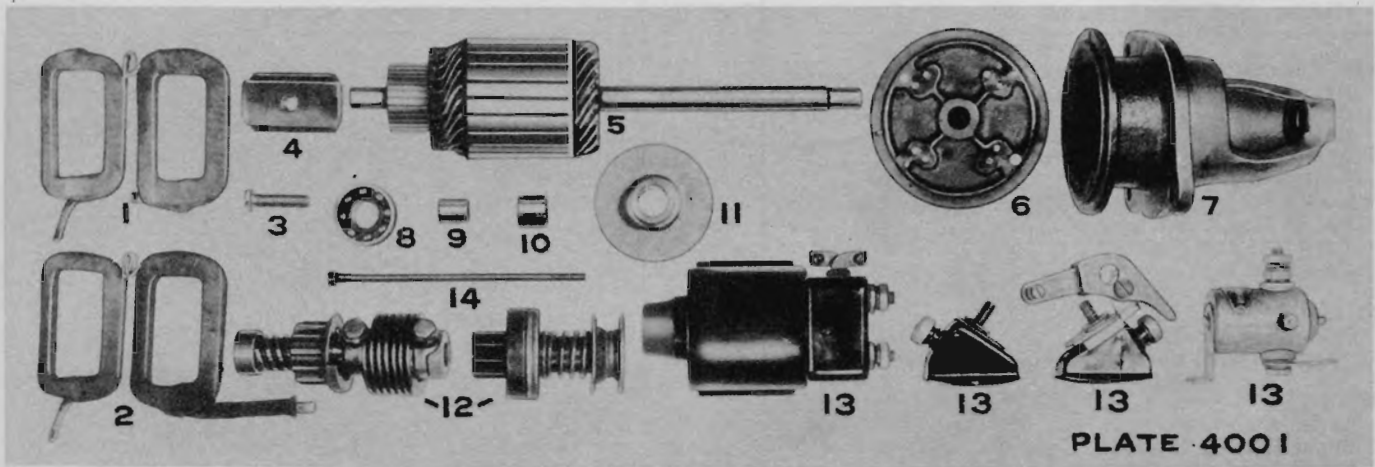
Name	Part No.	Used on Models
LOCK WASHERS		
Brush Attaching Screw	106495	All
Brush Ground Lead Screw	106496	All
Brush Lead Attaching Screw	106497	All
Center Bearing Attaching Screw	802731	1107418-20
Shift Lever Stud	110730	1107418-20
Switch Mounting Screw	106497	1107420
Switch Mounting Screw	121801	1107418
Terminal Stud Nut	110730	All
Thru Bolt	103319	All
NUTS		
Shift Lever Stud	805258	1107418-20
Terminal Stud (5/32 thk.)	805258	All
SCREWS		
Brush Attaching	115903	All
Brush Ground Lead	122159	All
Brush Lead Attaching	135616	All
Center Bearing Attaching	142210	1107418-20
Pole Shoe	1881869	All
Switch Mounting	135616	1107420
Switch Mounting	121540	1107418
WASHERS		
Brake--Fibre	821453	1107418-20
Space--C.E. & D.E. (.563x63/64x1/16)	833602	1107418-20
Terminal Stud Insulation (3/4 O.D.)	1861076	All
Terminal Stud Insulation (9/16 O.D.)	1904669	All
Terminal Stud--Plain	812622	1107418-20
MISCELLANEOUS		
Brush Holder Hinge PIN	817313	All
Brush Holder Stop PIN	817314	All
Brush Holder Hinge PIN & INSULATION	812016	All
Brush Holder Stop PIN & INSULATION	812015	All
Dowel PIN--C.E.	809062	All
Dowel PIN--D.E.	809593	All
OILER--C.E.	1880642	All
OILER--D.E.	1880642	All
Oil WICK--D;E.	802691	1107418-20
Oil WICK--C.E.	802691	All

Delco-Remy

CRANKING MOTOR-GROUP 10

PASSENGER CAR AND LIGHT TRUCK CATALOG

CRANKING MOTOR SERVICE PARTS



Illustrations are of Typical Parts only, which may vary in detail. For Parts not illustrated see Minor Parts Section.

Model No.	Field Coil Upper 2 Coils	Field Coil Lower 2 Coils	Terminal Stud	Pole Shoe	Armature	Commutator End Frame	Drive End Housing	Bushing or Ball Bearing C.E.	Bushing or Ball Bearing D.E.	Bushing or Ball Bearing Center Bearing	Center Bearing or Cover Plate	Motor Drive	Starter Switch	Thru Bolt
	1	2	3	4	5	6	7	8	9	10	11	12	13	14
1107803	1840917	1840918	826938	810601	818131	1908580	1868803	†1868804	1509	809053
1107805	1838082	810626	"	"	1847432	"	1869198	810620	1838670	1838667	†1859546	"
1107829	1840917	1840918	821524	"	820158	"	1884131	1872678	820148	820149	1873789	820052	"
.....
.....

† For parts see Bendix Drives pages 178 and 179.

MINOR PARTS SECTION

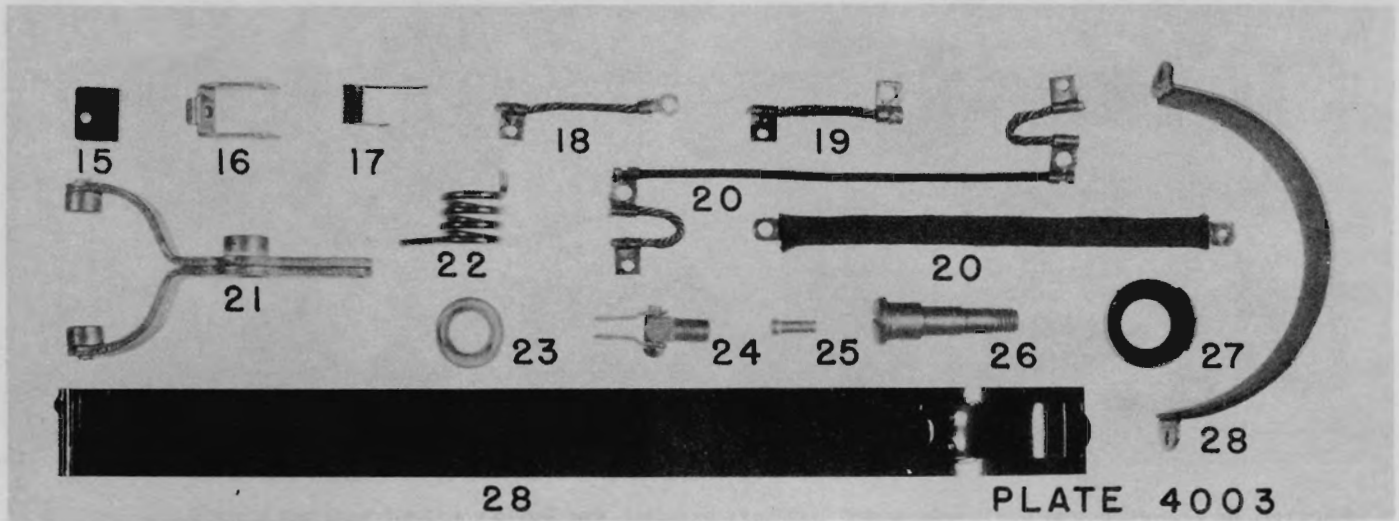
Name	Part No.	Used on Models
LOCK WASHERS		
Brush Attaching Screw	106495	All
Brush Ground Lead Screw	106496	All
Brush Lead Attaching Screw	106497	All
Center Bearing Plate Screw	802731	1107805-29
Shift Lever Stud	110730	1107829
Switch Attaching Screw	106497	1107829
Switch Attaching Screw	103319	1107803
Switch Terminal Stud	110730	1107829
Terminal Stud	110730	1107803-05
Thru Bolt	103319	All
NUTS		
Shift Lever Stud	805258	1107829
Switch Terminal	134566	1107829
Terminal Stud	805258	All
SCREWS		
Brush Attaching	115903	All
Brush Ground Lead	122159	All
Brush Lead Attaching	135616	All
Center Bearing Attaching	142210	1107829
Pole Shoe	1881869	All
Switch Attaching	1860959	1107803
Switch Attaching (10-32x1/4)	135616	1107829

Delco-Remy

PASSENGER CAR AND LIGHT TRUCK CATALOG

CRANKING MOTOR-GROUP 10

CRANKING MOTOR SERVICE PARTS



Illustrations are of Typical Parts only, which may vary in detail. For Parts not illustrated see Minor Parts Section.

Model No.	Brush	Brush Holder	Brush Spring	Brush to Field Lead	Brush Ground Lead	Brush Connector Lead	Switch or Shift Lever	Shift Lever Spring	Return Spring Support	Shift Lever Link and Screw	Shift Lever Pin	Shift Lever Stud	Shift Lever Cover	Com-mutator Cover Band
	15	16	17	18	19	20	21	22	23	24	25	26	27	28
1107803	828448	810226	813521	811450	813554	813523	817114
11C7805	"	"	"	"	"	"	"
11C7829	"	"	"	"	"	"	1901095	1868003	"

MINOR PARTS SECTION

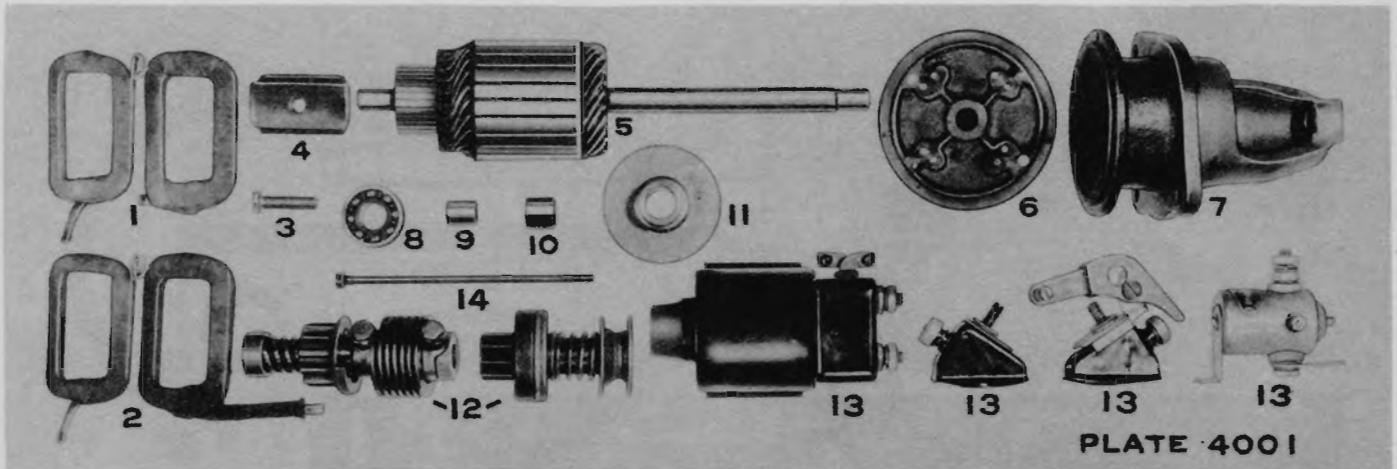
Name	Part No.	Used on Models
WASHERS		
Brake--Fibre--D.E.	821453	1107829
Space--C.E.	833602	1107803-05-29
Space--D.E.	1853917	1107805
Terminal Stud Insulation (3/4 O.D.)	1861076	All
Terminal Stud Insulation (9/16 O.D.)	1904669	All
Terminal Stud Plain (1/16 thk.)	805790	1107803-05
Terminal Stud Plain (1/32 thk.)	812622	1107803-29
MISCELLANEOUS		
Brush Holder Hinge PIN	817313	All
Brush Holder Stop PIN	817314	All
Brush Holder Hinge PIN and INSULATION	812016	All
Brush Holder Stop PIN and INSULATION	812015	All
Dowel PIN--C.E.	809062	All
Dowel PIN--D.E.	809593	All
INSULATION Strip--Under Stud	1850490	1107803
INSULATION--Switch Side	816911	1107829
OILER--C.E.	1880642	All
OILER--D.E.	1880642	1107803
OILER--D.E.	1868788	1107829
Oil WICK--C.E.	802691	1107805-29
Oil WICK--D.E.	802691	1107803
Oil WICK--D.E.	802696	1107803
Oil WICK--D.E.	802697	1107829
PLUG--C.E.	1865182	1107803-05-29
Woodruff KEY	124546	1107803-05

Delco-Remy

CRANKING MOTOR-GROUP 11

PASSENGER CAR AND LIGHT TRUCK CATALOG

CRANKING MOTOR SERVICE PARTS



Illustrations are of Typical Parts only, which may vary in detail. For Parts not illustrated see Minor Parts Section.

Model No.	Field Coil Upper 2 Coils	Field Coil Lower 2 Coils	Field Terminal Stud	Pole Shoe	Armature	Commutator End Frame	Drive End Housing	Bushing or Ball Bearing C.E.	Bushing or Ball Bearing D.E.	Bushing or Ball Bearing for Center Bearing	Center Bearing or Cover Plate	Motor Drive	Starter Switch	Thru Bolt
	1	2	3	4	5	6	7	8	9	10	11	12	13	14
1107903	826282	826281	1848837	810601	820158	1908580	1868625	810620	820148	820149	1873789	* 1546	809053
1107907	820153	820154	828228	"	1867897	1908456	1874003	1839345	"	820052	"
1107908	826282	826281	1848837	"	820158	1908580	1860492	810620	820148	820149	"	* 1542	"
1107912	"	"	"	"	"	"	1860408	"	"	"	"	"	"
1107914	820153	820154	828228	"	1867897	"	1874242	1839345	"	820052	"
1107918	826282	826281	826938	"	1866105	"	1869198	810620	1838670	1838667	*1859020	"
1107921	820153	820154	828228	"	1867897	"	1881846	1839345	1873789	820052	"
1107922	"	"	"	"	"	1908456	1874003	"	"	"	"
1107923	826282	826281	1848837	"	820158	1908580	1882365	810620	820148	820149	"	* 1542	"
1107929	"	"	"	"	"	"	1886248	"	"	"	"	†1118019	"
1107930	"	"	"	"	1867897	1908456	1884699	1839345	"	†1118021	"
1107931	"	"	"	"	820158	1908580	1884845	810620	820148	820149	"	*1118102	"
1107934	"	"	"	"	1867897	"	1886153	1839345	"	"	"
1107935	"	"	"	"	820158	"	1886248	810620	820148	820149	"	*1118019	"
1107941	820153	820154	828228	"	1867897	1908456	1874003	1839345	"	820052	"
1107943	"	"	1848837	"	1910938	1908580	1910492	810620	1838670	1838667	*1878079	1452	"
1107947	"	"	828228	"	1867897	"	1881846	1839345	1873789	820052	"
1107949	826282	826281	826938	"	1911763	"	1911469	*1855548	"
1107950	"	"	"	"	1911832	"	1911833	*1882549	"

† Solenoid 1542 and 1845937 Connector were used prior to Serial No. 1-J-29.

‡ Models with Serial 1-M-4 and later use 1118109 Solenoid.

* For parts see Bendix Drives pages 178 and 179.

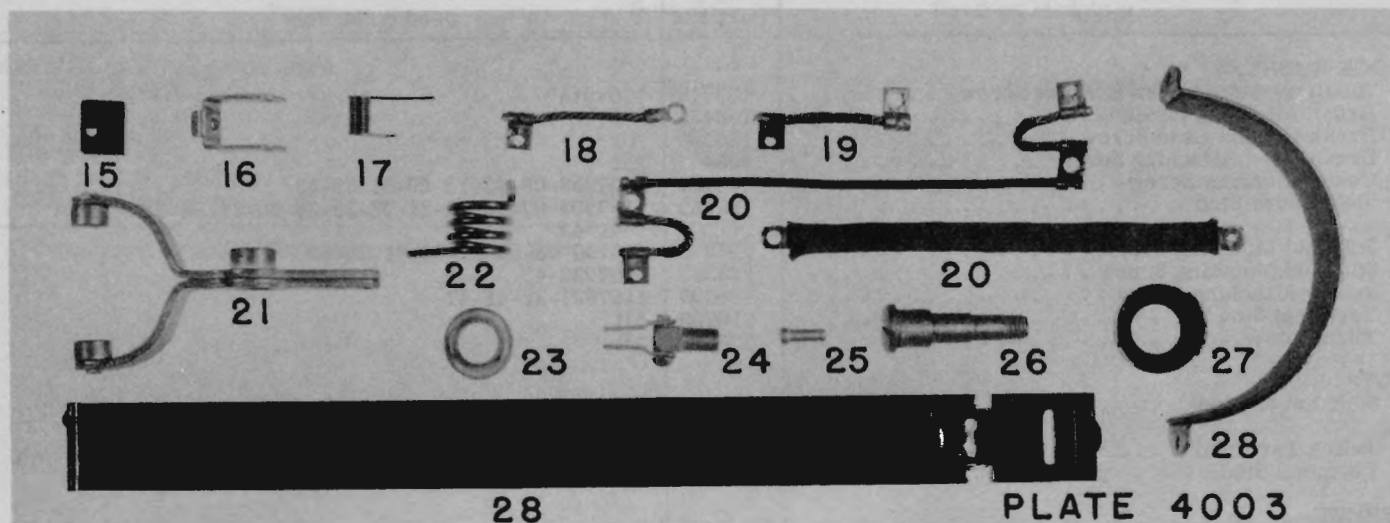
* For parts see Solenoid Switches pages 180 and 182.

Delco-Remy

PASSENGER CAR AND LIGHT TRUCK CATALOG

CRANKING MOTOR-GROUP 11

CRANKING MOTOR SERVICE PARTS



Illustrations are of Typical Parts only, which may vary in detail. For Parts not illustrated see Minor Parts Section.

Motor No.	Brush	Brush Holder	Brush Spring	Brush to Field Lead	Brush Ground Lead	Brush Connector Lead	Shift Lever	Shift Lever Spring	Return Spring Support	Shift Lever Link and Screw	Shift Lever Pin	Shift Lever Stud	Shift Lever Cover	Commutator Cover Band
	15	16	17	18	19	20	21	22	23	24	25	26	27	28
1107903	811553	810226	1855685	813554	819362	1853297	1845936	1835998	1853301	1853305	1848796	817114
1107907	"	"	813521	"	"	1882494	1862705	"	"	"
1107908	"	"	"	"	"	1853297	1845936	"	1853301	1853305	"	"
1107912	"	"	"	"	"	"	"	"	"	"	"	"
1107914	"	"	"	"	"	1868000	1874251	1874245	#1868003	"
1107918	"	"	"	"	"	"
1107921	"	"	"	"	"	1885353	1881861	1835998	1848796	"
1107922	"	"	"	"	"	1882494	1862705	"	"	"
1107923	"	"	"	"	"	1853297	1845936	"	1853301	1853305	"	"
1107029	"	"	"	"	"	1884808	1859742	"	"	"	"	"
1107930	"	"	"	"	"	1884683	1862705	"	1884768	1884772	"	"
1107931	"	"	"	"	"	1884808	1859742	"	1853301	1853305	"	"
1107934	"	"	"	"	"	"	"	"	1873700	"	"	"
1107935	"	"	"	"	"	"	"	"	1853301	"	"	"
1107941	"	"	"	"	"	1882494	1862705	"	"	"
1107943	"	"	"	"	"	"
1107947	"	"	"	"	"	1885353	1881861	1835998	1848796	"
1107949	"	"	"	"	"	"
1107950	"	"	"	"	"	"
.....

1874250 is Auxiliary Shift Lever Stud.

Delco-Remy

CRANKING MOTOR-GROUP 11

PASSENGER CAR AND LIGHT TRUCK CATALOG

CRANKING MOTOR SERVICE PARTS

MINOR PARTS SECTION

Name	Part No.	Used on Models
LOCK WASHERS		
Auxiliary Shift Lever Bracket Screw	103319	1107914
Brush Attaching Screw	106495	All
Brush Ground Lead Screw	106496	All
Brush Lead Attaching Screw	106497	All
Center Bearing Screw	802731	1107903-08-12-18-29-31-35-43
Shift Lever Stud	110730	1107903-07-08-12-21-22-23-29-30-31-34-35-41-47
Solenoid Mounting Screw	802760	110790-03-08-29-30-31-34-35
Solenoid Mounting Screw	103319	1107923-43
Switch Attaching Screw	106497	1107921-22-41-47
Terminal Stud	110730	All
Thru Bolt	103319	All
NUTS		
Shift Lever Stud	805258	1107903-07-08-12-14-21-22-23-29-30-31-34-35-36-41-47
Switch Terminal	134566	1107907-14-41-47
Terminal Stud	805258	All
SCREWS		
Auxiliary Shift Lever Bracket	117461	1107914
Brush Attaching	115903	All
Brush Ground Lead Attaching	122159	All
Brush Lead Attaching	132892	All
Center Bearing	142210	1107903-12-18-23-29-31-35-43
Pole Shoe	1881869	All
Solenoid Mounting--1/4-20x3/8	1860959	1107903-08-12-23-29-31-34-35-43
Switch Mounting	132892	1107907-21-22-41-47
WASHERS		
Adjusting Screw Space	833795	1107903-08-12-29-30-31-34-35
Brake--Fibre--D.E.	821453	1107903-08-12-29-31-35
Brake--Leather--C.E.	818265	1107907-14-21-22-30-34-41-47
Shift Lever Space	1874115	1108923
Shift Lever Spring	810492	1107914
Space--C.E. (.563x63/64x1/16)	833602	1107903-08-12-18-23-29-31-35-43-49-50
Space--D.E.	1838568	1107903-07-14-21-22-30-34-41-47
Space--D.E.	1853917	1107918-43
Terminal Stud Ins. (3/4 O.D.)	1861076	All
Terminal Stud Ins. (9/16 O.D.)	1904669	All
Terminal Stud--Klingtite	1837885	1107907-14-21-22-41-47
Terminal Stud Plain (1/16 thk.)	805790	1107903-08-12-18-23-29-30-31-34-35-43-50
Terminal Stud Plain (1/32 thk.)	812622	1107907-14-21-22-41-47
MISCELLANEOUS		
BRACKET--Auxiliary Shift Lever	1874252	1107914
Brush Holder Hinge PIN	817313	All
Brush Holder Stop PIN	817314	All
Brush Holder Hinge PIN and INSULATION	812016	All
Brush Holder Stop PIN and INSULATION	812015	All
Commutator End PLUG	1865182	1107903-07-08-12-14-18-21-22-23-29-30-31-34-35-43-49-50
CONNECTOR (Solenoid)	1845937	1107903-08-12-23-31-34-35
CONNECTOR (Solenoid)	*1884811	1107929
CONNECTOR (Solenoid)	1884770	1107930
CONNECTOR (Starting Switch)	1866107	1107943
COVER (Solenoid Connector)	1845938	1107903-08-12-34
COVER (Solenoid Connector)	1884771	1107930
Dowel PIN--C.E.	809062	All
Dowel PIN--D.E.	809593	All
Field Coil Insulation STRIP	820171	1107903-07-08-12-14-18
GASKET--Center Bearing	1867151	1107918
INSULATION--Switch Side	816911	1107907-14-21-22-41-47
OILER--C.E.	114998	1107903-07-08-14-18-21-22-23-29-30-31-34-35-43-49-50
OILER--D.E.	114998	1107949-50

*Connector Strap 1845937 was used prior to Serial No. 1-J-29.

Delco-Remy

PASSENGER CAR AND LIGHT TRUCK CATALOG

CRANKING MOTOR-GROUP 11

CRANKING MOTOR SERVICE PARTS

MINOR PARTS SECTION

Name	Part No.	Used on Models
MISCELLANEOUS--Continued		
Oil WICK--C.E.	802691	1107903-07-08-12-14-18-29-30-31-34-35-43-49-50
Oil WICK--D.E.	802691	1107921-22-23
Oil WICK--D.E.	802696	1107950
Shift LEVER--Auxiliary	1874248	1107914
SPRING--Shift Lever Tension	1874251	1107914

*Connector Strap 1845937 was used prior to Serial No. 1-J-29.

Delco-Remy

CRANKING MOTOR-GROUP 12

PASSENGER CAR AND LIGHT TRUCK CATALOG

CRANKING MOTOR SERVICE PARTS




PLATE 4029

Illustrations are of Typical Parts only, which may vary in detail. For Parts not illustrated see Minor Parts Section.

Model No.	Arma- ture	Pole Shoe	Termi- nal Stud	Field Coil R.H. (2)	Field Coil L.H. (2)	Com- mutator End Frame	Drive End Frame	Bushing C.E.	Bushing D.E.	Brush	Brush Spring	Brush Holder	Bendix Drive	Com- mutator Cover Band
	1	2	3	4	5	6	7	8	9	10	11	12	13	14
1109451	1882547	1881870	1881865	1882908	1882909	1881833	1882535	1839345	812410	1881838	1881835	810226	†1882549	1881843
.....
.....
.....

† For parts see Bendix Drives page 179.

Delco-Remy

PASSENGER CAR AND LIGHT TRUCK CATALOG

CRANKING MOTOR-GROUP 12

CRANKING MOTOR SERVICE PARTS

MINOR PARTS SECTION


Name	Part No.	Used on Models
LOCK WASHERS		
Brush Attaching Screw	106495	1109451
Brush Ground Lead Attaching Screw	106496	1109451
Commutator End Frame Attaching Screw	106497	1109451
Drive End Frame Attaching	106497	1109451
Terminal Stud	103320	1109451
NUTS		
Terminal Stud	134556	1109451
SCREWS		
Brush Attaching Screw	115903	1109451
Brush Ground Lead	122159	1109451
Commutator End Frame Attaching	115380	1109451
Drive End Frame Attaching	115380	1109451
Pole Shoe	1881869	1109451
WASHERS		
Space--C.E.	1838568	1109451
Space--D.E.	1853917	1109451
Terminal Stud Ins. (11/16" O.D.)	1881867	1109451
Terminal Stud Ins. (1/2" O.D.)	1881866	1109451
Terminal Stud Plain	20915	1109451
MISCELLANEOUS		
Brush Ground LEAD	1881839	1109451
Brush Holder Hinge PIN	817313	1109451
Brush Holder Hinge PIN & INSULATION	812016	1109451
Brush Holder Stop PIN	1881841	1109451
Brush Holder Stop PIN & INSULATION	812015	1109451
Commutator End Plug	1865182	1109451
PIN--Thru Motor Drive Shaft	1882550	1109451

Delco-Remy

BENDIX DRIVE-GROUP 1

PASSENGER CAR AND LIGHT TRUCK CATALOG

BENDIX DRIVE SERVICE PARTS



Illustrations are of Typical Parts only, which may vary in detail. For Parts not illustrated see Minor Parts Section.


Drive Part No.	Pinion and Shaft	Drive Spring	Drive Head	Service Sleeve	Head Spring Screw	Shaft Spring Screw	Lock Washer	Back Stop	Back Stop Screw					
1	2	3	4	5	6	7	8	9	10	11	12	13	14	15
818305	818414	809690	808949	808950	808953	806426	806427
1850844	1853012	1850812	1848530	1849782	1850811	1850810	805057
1855548	1855629	1855630	"	"	1848180	1848531	"
1868804	"	1860639	"	"	1850811	1850810	"
.....

Delco-Remy

PASSENGER CAR AND LIGHT TRUCK CATALOG

BENDIX DRIVE-GROUP 2

BENDIX DRIVE SERVICE PARTS



Illustrations are of Typical Parts only, which may vary in detail. For Parts not illustrated see Minor Parts Section.

Model No.	Shaft Assembly	Pinion and Barrel	Meshing Spring	Drive Head	Drive Spring	Lock Ring	Head Spring Screw	Shaft Spring Screw	Spring Screw Lock Washer	11	Anti-Drift Spring	Snap Ring	Pilot Pin or Screw	Drive Spring Plate
1	2	3	4	5	6	7	8	9	10	11	12	13	14	15
1847434	1848188	*1859273	1848528	1848530	1848532	1848180	1848531	805057	1849782	1848527
1853918	1854701	*1859053	"	"	"	1854702	"	1857100	"
1854540	"	*1859273	"	"	"	"	"	"	"
1859020	1859032	*1859053	"	"	"	"	"	1859035	1859033
1859546	"	* " "	"	1859547	1850811	1859572	"	"	"
1878079	1878420	* " "	"	1878421	1878418	"	"	1878419	1878422
1881636	1902342	*1888344	"	1881876	"	1881483	"	"	"
1882549	1883028	*1879126	1879123	1883029	"	1879124	"	**	1883030
.....
.....

* Includes Snap Ring No. 1859033.

** Pin through drive head is part of cranking motor.

Delco-Remy

SOLENOID SWITCH-GROUP 1

PASSENGER CAR AND LIGHT TRUCK CATALOG

SOLENOID SWITCH SERVICE PARTS




PLATE 4010

Illustrations are of Typical Parts only, which may vary in detail. For Parts not illustrated see Minor Parts Section.

Model No.	Coil and Shell	Switch Housing	Switch Cover	Terminal Plate and Contact Assembly	Terminal Plate or Bracket Only	Contact and Push Rod Assembly	Contact Disc	Contact Spring	Push Rod	Plunger or Plunger and Push Rod	Contact or Plunger Return Spring	Relay	Relay Cover	Relay Armature
	1	2	3	4	5	6	7	8	9	10	11	12	13	14
1501	1847200	1847236	1847220	1847221	1847419	1847225	1847240	1847241	1847232	1853342
1502	1849203	1847449
1504	1849079	1847220
1512	1853354	1853345	1853365	1906625	1906626	..	1853327	1853347	..	1866167	1853343	1857946
1513	1853309	1853328	1854138
1514	1854156	1854152	1866750	1854151	..
1516	1855900
1517	1856132	1853365
1526	1859754	1853345	1862702	1859752	1853343	..
1527	1861281	..	1861952
1542	1853354	1853365	1866167	..	1857946
1546	1855900	1854152	1853328	1866750	1854151	..
.....
.....

Delco-Remy

PASSENGER CAR AND LIGHT TRUCK CATALOG

SOLENOID SWITCH-GROUP 1

SOLENOID SWITCH SERVICE PARTS

MINOR PARTS SECTION

Name	Part No.	Used on Models
LOCK WASHERS		
Cover Screw	106496	1501-02-04-12-13-14-16-17-26-27
Relay Armature Attaching Screw	1900793	1512-13-14-16-17-26-42-46
Relay Cover Screw	106496	1512-13-14-16-17-26-27
Relay Cover Screw	138530	1542-46
Relay Terminal Screw	106496	1512-13-14-16-17-26-27-42
Terminal Stud Nut	110730	1501-02-04-12-13-14-16-17-26-42
Terminal Stud Nut--Small	802760	1501-02-04
Terminal Bracket Screw	106496	1501-02-04
Terminal Bracket Screw	106497	1512-14-16-42
Terminal Bracket Screw (Shakeproof)	115545	1513-17-26-27-46
NUTS		
Boot Clamp	109723	1501-02-04-12-13-14-16-17-26-27-42
Terminal Stud (Large) 5/32" thk.	805258	1501-02-04-12-13-14-16-17-26-27-42
Terminal Stud (1/4-20)	134551	1501-02-04
Terminal Stud (Large) 1/4" thk.	134566	1512-12-13-14-16-17-26-42
SCREWS AND STUDS		
Boot Clamp SCREW	115315	All
Cover SCREW	122159	1501-02-04-12-13-14-16-17-27-42
Relay Armature Attaching SCREW	1904818	1512-13-14-16-17-26-27-42-46
Relay Cover Attaching SCREW	122159	1512-13-14-16-17-26
Relay Cover Attaching SCREW	141547	1527
Relay Terminal SCREW	122159	1512-13-14-16-17-27-42
Terminal Bracket Attaching SCREW	122159	1501-02-04
Terminal Bracket Attaching SCREW	142210	1512-13-14-16-17-19-26-27-42
Terminal STUD--Large (3/8-16x1 3/32)	1843464	1501-02-04
Terminal STUD--Small (1/4-20x3/4)	1847243	1501-02-04
Terminal STUD (3/8-16x1 3/16)	1853333	1512-13-14-16-17-26-27-42
Terminal STUD--Large (3/8-16x9/16)	1862703	1526-27
WASHERS		
Contact Spring--Cupped--Slotted	1847238	1501-02-04-12-13-14-16-17-26-27-42
Contact Spring--Plain (.251x33/64x1/64)	1849235	1501-02-04-12-13-14-16-17-26-27-42
Contact Spring Retaining--Cupped	1847239	1501-02-04-12-13-14-16-17-26-27-42
Contact Spring Retaining--Cupped--Slotted	1847237	1501-02-04-12-13-14-16-17-26-27-42
Plunger Return Spring	1849486	1501-02-04
Relay Armature Screw Space--Inner	813157	1512-13-14-16-17-26-27-42-46
Relay Armature Screw Space--Outer	813170	1512-13-14-16-17-26-42-46
Relay Armature Screw Space (& Spring Support)	1861955	1527
Terminal Stud Plain (.383x11/16x1/16)	805790	1501-02-04
Terminal Stud Insulation (25/64x3/4x3/32)	1861076	1501-02-04
Terminal Stud Plain (17/32x23/32x1/32)	1857945	1501-02-04-26-27-42
Terminal Stud Plain (1/4 square hole)	1902315	1524
Terminal Stud Plain (.255x1/2x1/32)	834560	1501-02-04
Terminal Stud Insulation (1/4x5/8x1/16)	1872459	1501-02-04
Terminal Stud Insulation (9/16x13/16x1/8)	1853348	1512-13-14-16-17-26-27-42
Terminal Stud Plain (3/8x5/8x1/32)	833795	1512-13-14-16-17-26-27-42
MISCELLANEOUS		
Plunger BOOT	1847234	1501-02-04
Plunger BOOT	1853346	1512-13-14-16-17-26-27-42-46
Plunger Boot CLAMP	1847233	1501-02-04
Plunger Boot CLAMP	1853344	1512-13-14-16-17-26-27-42-46
Relay Terminal CLAMP	34240	1512-14-15-16-26-27
Relay Terminal CLAMP	1855978	1513-17-42-46
Terminal CLIP--Double	1847418	1501-02-04-42
Terminal CLIP--Large	200074	1501-02-04-16-17-26-27-42
Terminal Stud Insulation STRIP	1853351	1512-13-14-16-17-26-27-42
Terminal Stud Insulation STRIP--Bent	1905466	1501-02-04
Terminal Stud Insulation STRIP	1847222	1501-02-04
Terminal Stud Insulation STRIP--2 Hole--Inside	1853332	1512-13-14-16-17-26-27-42
Terminal Stud Insulation STRIP--2 Hole--Outside	1854133	1512-13-14-16-17-26-27-42
Terminal Stud Space SLEEVE	1853349	1512-13-14-16-17-26-27-42
Terminal Stud Insulation BUSHING--In Relay Bracket	1853352	1512-13-14-16-17-26-27-42
Terminal Stud Insulation BUSHING (Switch Cover)	1904601	1512-13-14-16-17-26-27-42
Terminal Stud Insulation BUSHING--Small (Switch Cover)	1905124	1501-02-04

Delco-Remy

SOLENOID SWITCH-GROUP 2

PASSENGER CAR AND LIGHT TRUCK CATALOG

SOLENOID SWITCH SERVICE PARTS

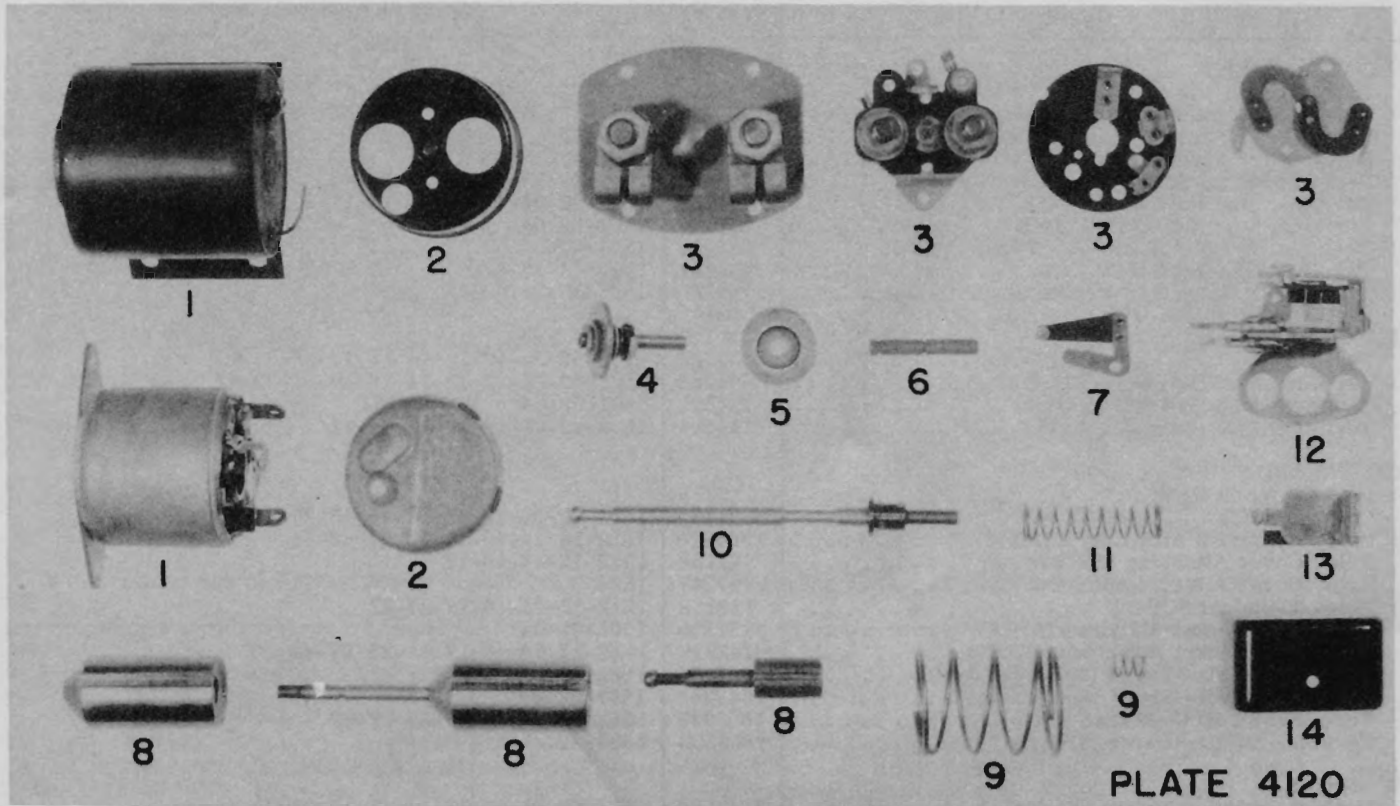


PLATE 4120

Illustrations are of Typical Parts only, which may vary in detail. For Parts not illustrated see Minor Parts Section.

Model No.	Case and Coil Assembly	Cover	Terminal Plate and Contact Assembly	Contact Disc and Push Rod	Contact Disc or Plate Only	Push Rod Only	Contact Blade or Spring	Plunger	Plunger Return Spring	Pawl Rod	Pawl Rod Spring	Relay	Relay Armature	Relay Cover
	1	2	3	4	5	6	7	8	9	10	11	12	13	14
1118019	1884784	1884736	1884787	1906625	1906626	1853327	1847240	1884731	1853342	1884537
1118021	1884701	"	1884723	"	"	"	"	1887462	"	"
1118101	1880668	1868227	1904649	"	"	"	"	1853347	"
1118102	1884847	1884736	1884787	"	"	"	"	1884731	"	1884537
1118109	1888106	"	1884723	"	"	"	"	"	"	"

Delco-Remy

PASSENGER CAR AND LIGHT TRUCK CATALOG

SOLENOID SWITCH-GROUP 2

SOLENOID SWITCH SERVICE PARTS

MINOR PARTS SECTION

Name	Part No.	Used on Models
LOCK WASHERS		
Cover Screw	106496	1118101
Terminal Bracket Attaching Screw	121801	1118019-21-1118102-09
Terminal Bracket Attaching Screw	106496	1118101
Terminal Stud	141554	1118019-21
Terminal Stud (3/8)	110730	1118101
Terminal Stud (No. 8)	804485	1118101
NUTS		
Plunger Boot Clamp Screw	109723	1118019-21-1118101-02-09
Terminal Stud (3/8-16x5/32 thk.)	805258	1118101
Terminal Stud (8-32)	120622	1118101
SCREWS		
Cover Attaching	121749	1118101
Cover Attaching	1886713	1118019-21-1118102-09
Plunger Boot Clamp	1900465	1118101
Plunger Boot Clamp	822417	1118019-21-1118102-09
Relay Terminal	1864099	1118019-21-1118102-09
Terminal Bracket Attaching	142210	1118101
Terminal Bracket Attaching	1878502	1118019-21-1118101-09
WASHERS		
Contact Retainer--Cupped--Slotted	1847237	1118019-21-1118101-02-09
Contact Spring Retainer--Cupped	1847239	1118019-21-1118101-02-09
Contact Spring Retainer--Cupped--Slotted	1847238	1118019-21-1118101-02-09
Contact Spring--Plain	1849235	1118019-21-1118101-02-09
Terminal Stud Ins. Bushing (.175x272x3/64)	821033	1118101
Terminal Stud Ins. Bushing (.380x.810x1/8)	1904601	1118101
Terminal Stud Ins. (.175x7/16x1/16)	1887779	1118101
Terminal Stud Ins. (.314x.685x3/32)	1884727	1118019-21-1118102-09
Terminal Stud Plain (17/32x23/32x1/32)	1857495	1118101
Terminal Stud Plain (.173x7/16x1/32)	813731	1118101
MISCELLANEOUS		
BOOT -- Plunger	1884732	1118019-21-1118102-09
BOOT -- Plunger	1853346	1118101
BUSHING -- Lead Insulating	1847219	1118019-21-1118102-09
CLAMP -- Plunger Boot	1853344	1118019-21-1118101-02-09
CLAMP -- Relay Terminal	1868137	1118019-21-1118102-09
GASKET -- Cover	1884735	1118019-21-1118102-09
GASKET -- Cover -- On Terminal Assembly	1884737	1118019-21-1118102-09
INSULATING PLATE -- Inner -- Terminal Stud	1871648	1118101
INSULATING PLATE -- Inner -- Terminal Stud	1884728	1118019-21-1118102-09
INSULATING PLATE -- Outer -- Terminal Stud	1871649	1118101
Terminal CLIP	1884726	1118019-21-1118101-09
Terminal CONNECTOR	1884788	1118019
Terminal CONNECTOR	1884725	1118019-1118109
Terminal STUD	1884729	1118019-21-1118102-09
Terminal STUD (5/16-18x1-3/16)	1887631	1118102
Terminal STUD (3/8-16x1-5/16)	1853333	1118101
Terminal STUD (8-32x7/8)	1868924	1118101